



January 28, 2022

NOTICE OF MEETING

The **Regular Meeting** of the Board of Regents of the Del Mar College District will convene at **1:00 p.m., Tuesday, February 1, 2022**, at the Center for Economic Development, 3209 S. Staples, Room 106, Corpus Christi, Texas.

AGENDA

CALL TO ORDER

QUORUM CALL

MOMENT OF SILENCE

PLEDGE OF ALLEGIANCE

DMC VISION STATEMENT: *Del Mar College will be the premier choice for life-changing educational opportunities, provided by responsive, innovative faculty and staff who empower students to improve local and global communities.*

Del Mar College is streaming live audio and video from the official Board of Regents meetings on the College's website in real-time, with the exception of portions of the meeting considered as "closed session" by statute.

GENERAL PUBLIC COMMENTS (Non-Agenda Items) – 3-minute time limit

- Specific public comments will be allowed on agenda items prior to action by the Board.
- General Public Comments may be moved on the agenda at the discretion of the Board Chair and as an accommodation to those in attendance.
- Pursuant to the Texas Open Meetings Act, the College is limited in responding to public comments or inquiries as follows:
 1. Provide a statement of specific factual information in response to an inquiry.
 2. Recite existing policy in response to an inquiry.
 3. Propose placing the subject of the inquiry on the agenda for a subsequent meeting.

(Tex. Govt. Code Section 551.042)

STUDENT SUCCESS REPORT.....Dr. Jonda Halcomb

- Music Performance Achievements
(Goal 3: Academic Preparedness and Student Learning)

COLLEGE PRESIDENT’S REPORT.....Dr. Mark Escamilla

- Return to Campus Planning
(Goal 4: Learning Environments)
- TACC Regional Meeting, Corpus Christi, April 2022
(Goal 5: Workforce Development, Community Partnerships, and Advocacy)

REGENT’S REPORTS.....Ms. Carol Scott

- Update on Texas Commission on Community College Finance
(Goal 6: Financial Effectiveness and Affordability)

BOARD NOTIFICATION.....Ms. Tammy McDonald

- Law Enforcement Racial Profiling Report Filed with The Texas Commission on Law Enforcement (TCOLE)
(Goal 4: Learning Environments)

PENDING BUSINESS:

Status Report on Requested Information

(Goal 5: Workforce Development, Community Partnerships, and Advocacy)

CONSENT AGENDA

Notice to the Public

The following items are of a routine or administrative nature. The Board of Regents has been furnished with background and support material on each item, and/or it has been discussed at a previous meeting. All items will be acted upon by one vote without being discussed separately unless requested by a Board member or a citizen, in which event the item(s) will immediately be withdrawn for individual consideration in their normal sequence after the items not requiring separate discussion have been acted upon. The remaining items will be adopted by one vote.

CONSENT MOTIONS:

(At this point the Board will vote on all motions not removed for individual consideration.)

ITEMS FOR DISCUSSION AND POSSIBLE ACTION:

1. Approval of Minutes:
Board Retreat, November 17, 18 and 19, 2021
Workshop, December 14, 2021
(Goal 5: Workforce Development, Community Partnerships, and Advocacy)
2. Acceptance of Investments for December 2021
(Goal 6: Financial Effectiveness and Affordability)

3. Acceptance of Financials for December 2021
(Goal 6: Financial Effectiveness and Affordability)

Public comments for consent agenda items

REGULAR AGENDA

4. Discussion and possible action related to recommendation of Professor Emeritus status to Mr. Kenneth V. Rosier.....Dr. Jonda Halcomb
(Goal 4: Learning Environments)

Public comments for this agenda item

5. Discussion and possible action regarding the College's Quarterly Investment Report for the period ending November 30, 2021.....Mr. Raul Garcia
(Goal 6: Financial Effectiveness and Affordability)

Public comments for this agenda item

6. Discussion and possible action regarding the College's Quarterly Financial Report for the period ending November 30, 2021.....Mr. Raul Garcia
(Goal 6: Financial Effectiveness and Affordability)

Public comments for this agenda item

7. Discussion and possible action regarding a tuition rate change for the 2022-2023 academic year.....Mr. Raul Garcia
(Goal 6: Financial Effectiveness and Affordability)

Public comments for this agenda item

8. Discussion and possible action on approval of 2016 Oso Creek Campus Construction Project Change Order 7.....Mr. John Strybos
(Goal 4: Learning Environments)

Public comments for this agenda item

9. Discussion and possible action adopting Board of Regent's Annual Action Plan
.....Ms. Carol Scott
(Goal 5: Workforce Development, Community Partnerships, and Advocacy)

Public comments for this agenda item

10. CLOSED SESSION pursuant to:
- A. **TEX. GOV'T CODE § 551.071**: (Consultation with Legal Counsel), regarding pending or contemplated litigation, or a settlement offer, with possible discussion and action in open session; and the seeking of legal advice from counsel on pending legal or contemplated matters or claims, including, legal redistricting obligations and legal audit questions, with possible discussion and action in open session; and,
 - B. **TEX. GOV'T CODE § 551.074(a)(1)**: (Personnel Matters), regarding the appointment, employment, evaluation, reassignment, duties, discipline, or dismissal of a public officer or employee; including, Annual Board Self-Evaluation and Board Action Plan, with possible discussion and action in open session.

CALENDAR: Discussion and possible action related to calendaring dates.

ADJOURNMENT

PUBLIC NOTICE is given that the Board may elect to go into executive session at any time during the meeting in order to discuss matters listed on the agenda, when authorized by the revisions of the Open Meetings Act, Chapter 551, of Texas Government Code.

Student Success Report

A background image showing a large group of graduates in black caps and gowns, some of whom are clapping. The image is darkened to serve as a backdrop for the text.

Student Success Highlight: Music Performance Achievements

Del Mar College Board Meeting

February 1, 2022




DEL MAR COLLEGE

Music Performance Competitions

- Two-Year College All-State Choir
 - Approximately 120-voice choir and membership requires live audition
 - Del Mar places 7 to 9 students annually
- Two-Year College All-State Band
 - Approximately 100-piece concert band and membership requires recorded audition
 - Sound Recording Technology majors assist band students with recording their audition
 - The organization hosts a concerto competition for individual members of the band. A DMC student won in 2020 and in 2021.
- National Association of Teachers of Singing (NATS)
 - Texoma in Fall and South Texas in Spring
 - DMC students compete with students from NATS two- and four-year institutional members.

The DMC Music program is accredited by the National Association of Schools of Music (NASM).

Del Mar College All-State Band Competition



Year	Number of DMC Student Winners	State Average*
2017	12	4
2018	8	4
2019	4	4
2020	6	4
2022	4	3

* Average number of 40 institutions competing. There was not a competition in 2021.



National Association of Teachers of Singing and All-State Choir

	NATS	All-State Choir
Year	Number of Students Placing (1 st -3 rd)	Number of Students Selected for Choir
2017	3	6
2018	4*	7
2019	7	9
2020	No Competition	9
2021	4	No Competition

*Includes 1st place and Texoma 3rd place winner.
180-300 college students compete in NATS

Regent's Report

TO: Del Mar College Board of Regents

FROM: Mark Escamilla, Ph.D.
President/CEO
and
Carol Scott
Chair, Del Mar College Board of Regents

DATE: February 1, 2022

RE: Texas Commission on Community College Finance (TXCCCCF)

The Texas Commission on Community College Finance (SB 1230) adopted by the 87th Texas State Legislature, convened on November 15th, 2021. The goal of the Commission is to make recommendations for consideration by the 88th Texas Legislature regarding the state funding formula and funding levels for public junior colleges in Texas that would be sufficient to sustain viable junior college education and training offerings throughout the state and improve student outcomes in alignment with state postsecondary goals.

There are three workgroup assignments within this Commission:

College Operations

Dr. Steve Head, Lead
Rep. Oscar Longoria
Todd Williams
Carol Scott

Student Support

Dr. Brenda Hellyer, Lead
Sen. Larry Taylor
Brian Jones

Workforce Education

Dr. Mark Escamilla, Lead
Dr. Brenda Kays
Sen. Brandon Creighton
Rep. Gary VanDeaver

Other priorities include: workforce demand and skill gaps; dual credit programs and costs; variation between taxing districts and service areas; student graduation, transfer, and success metrics, and the relationship between economic cycles and student enrollment.

Commission meetings are held via live stream and are recorded for reference on the Texas Higher Education Coordinating Board website. Please see link below:

<https://www.highered.texas.gov/legislative-media-resources/texas-commission-on-community-college-finance/>

101 Baldwin Blvd.

Corpus Christi, TX 78404-3897

p: 361.698.1203 | f: 361.698.1559

delmar.edu

Board Notifications



DEL MAR COLLEGE

**OFFICE OF VICE PRESIDENT
ADMINISTRATION AND HUMAN RESOURCES**

**To: Mark Escamilla, Ph.D.
President and CEO**

From: Tammy McDonald 
Vice President of Administration and Human Resources

Date: January 25, 2022

**Re: Board Notification – Law Enforcement Racial Profiling Report Filed with The
Texas Commission on Law Enforcement (TCOLE)**

According to TCOLE and Article 2.132 CCP Law Enforcement Policy on Racial Profiling, the College is required to provide notice to its governing body that the report has been filed.

The Law Enforcement Racial Profiling Report applies to law enforcement agencies that make traffic stops in the routine performance of officer duties. The College law enforcement agency does not make traffic stops in the routine performance of officer duties and is therefore exempt. A report is still required to be filed with TCOLE certifying exempt status.

The Racial Profiling Report, certifying the College has an exempt status, was filed by Interim Police Chief, Lauren White on January 11, 2022.

PENDING BUSINESS

Item	Date	Request	Due	Status
1		Quarterly Financial Report	February	February Agenda
2		Quarterly Investment Report	February	February Agenda
3		Redistricting	February	February Agenda
4		Student Charges	February	February Agenda
5		Annual Ethics Update	February	February Agenda
6		THECB 60x30 Strategic Plan (DMC steps/plan for compliance)	March	
7		*Workshop: Strategic Plan Key Performance Indicators – Goals 3 and 4	March	
8		*Workshop: Faculty & Staff Compensation Analysis	March	
9		Bylaws Committee Recommendation	March	
10		Report on Tax Collections	March	
12		HEERF Update	March	
13		Enrollment Update	April/May	
14		Internal Audit Report to the Board	April	
16		*Workshop: Strategic Plan Key Performance Indicators Goals 5 and 6	June	
17		Professional Contract Review by Board of Regents	June	
18		Tax Abatement Yearly Review	October	
19		Clery Act	October	
20		Foundation Yearly Update	December	
21		Review of Student Charges	December	

***Workshop dates may change**

Consent Agenda

Item 1

**MINUTES OF THE CALLED MEETING (BOARD RETREAT)
OF THE BOARD OF REGENTS OF THE DEL MAR COLLEGE DISTRICT**

November 17, 2021

The Called Meeting (Board Retreat) of the Board of Regents of the Del Mar College District convened at the Corpus Christi Yacht Club, 98 Cooper's Alley, Corpus Christi, Texas at approximately 6:10 p.m. on Wednesday, November 17, 2021, with the following present:

From the Board:

Ms. Carol Scott, Dr. Nicholas Adame, Ms. Libby Averyt, Mr. Ed Bennett, Mr. Rudy Garza, Jr., Ms. Susan Hutchinson, Mr. Bill Kelly, Dr. Laurie Turner, and Dr. Linda Villarreal.

From the College:

Dr. Mark Escamilla, President and CEO; Ms. Lenora Keas, Executive Vice President and COO; Dr. Jonda Halcomb, Vice President and Chief Academic Officer; Dr. Natalie Villarreal, Executive Director of Government & Board Relations.

Other:

Dr. Brad Ebersole, ACCT Consultant and Retreat Facilitator

CALL TO ORDER/QUORUM CALL/ROLL CALL

GENERAL PUBLIC COMMENTS – Although the meeting was open to the public, no one appeared for public comment.

BOARD RETREAT AND SELF-EVALUATION:

The Board had a working dinner with Dr. Brad Ebersole during which Dr. Ebersole provided an overview of the Retreat agenda and objectives and, individual Regents shared their motivation to serve and their vision for the future of the College.

RECESSED: The meeting was recessed at approximately 8:25 p.m.

MINUTES REVIEWED BY GC: /s/ARjr

**MINUTES OF THE CALLED MEETING (BOARD RETREAT)
OF THE BOARD OF REGENTS OF THE DEL MAR COLLEGE DISTRICT**

November 18, 2021

The Called Meeting (Board Retreat) of the Board of Regents of the Del Mar College District reconvened at the Center for Economic Development, 3209 S. Staples, Room 106, Corpus Christi, Texas at 8:30 a.m. on Thursday, November 18, 2021, with the following present:

From the Board:

Ms. Carol Scott, Ms. Libby Averyt, Mr. Ed Bennett, Mr. Rudy Garza, Jr., Ms. Susan Hutchinson, Mr. Bill Kelly, Dr. Laurie Turner, and Dr. Linda Villarreal.

Dr. Nicholas Adame joined the meeting in progress.

From the College:

Dr. Mark Escamilla, President and CEO; Mr. Raul Garcia, Vice President and CFO; Ms. Lenora Keas, Executive Vice President and COO; Dr. Jonda Halcomb, Vice President and Chief Academic Officer; Ms. Tammy McDonald, Vice President of Administration and Human Resources; Ms. Patricia Benavides-Dominguez, Interim Vice President for Student Affairs; Ms. Cheryl Sanders, Interim Associate Vice President for Student Affairs; Mr. Augustin Rivera, Jr., General Counsel; Mr. John Strybos, Vice President and Chief Physical Facilities Officer; Ms. Lorette Williams, Executive Director of Communication and Marketing; Dr. Natalie Villarreal, Executive Director of Government & Board Relations; Ms. Mary McQueen, Executive Director of Development; Ms. Delia Perez, Executive Administrative Assistant to the President & Board Liaison, and other staff and faculty.

CALL TO ORDER/QUORUM CALL/ROLL CALL

Ms. Scott called the meeting to order with a quorum CALL TO ORDER/QUORUM CALL/MOMENT OF SILENCE/PLEDGE OF ALLEGIANCE/MISSION STATEMENT present.

GENERAL PUBLIC COMMENTS – No one appeared for public comment.

BOARD RETREAT AND SELF-EVALUATION:

Chair Scott introduced Dr. Brad Ebersole as the facilitator who would be leading the Board of Regents retreat.

Dr. Ebersole began by stating that the retreat was designed to enhance the working relationship of the Board and to review and focus on identified areas that would serve to ensure its continued effectiveness.

Dr. Ebersole's presentation included discussions of Goals 2 - 4 with the Regents as follows:

2. Review and assess characteristics of an effective Board of regents, and responsibilities for board engagement by each individual.
3. Review ACCT Board Self-Assessment results related to Board strengths and areas for attention.
4. Identify the perceived future of the Corpus Christi region in three to five years, and the needed response by Del Mar College.

The Board recessed for a break at 10:30 a.m.

The Board reconvened in Open Session at 10:45 a.m.

The Board Chair announced that the Board was going into Closed Session at 10:46 a.m. as follows:

CLOSED SESSION pursuant to:

- A. TEX. GOV'T CODE § 551.074(a)(1): (Personnel Matters), regarding the employment, evaluation, reassignment, duties, discipline, or dismissal of a public officer or employee; including, Board Self-Evaluation and Regent Duties; and,
- B. TEX. GOV'T CODE § 551.071: (Consultation with legal counsel), regarding pending or contemplated litigation, or a settlement offer, with possible discussion and action in open session; and the seeking of legal advice from counsel on pending legal or contemplated matters or claims, with possible discussion and action in open session.

The Board reconvened in Open Session at 1:11 p.m. There was no action taken.

Dr. Ebersole continued with his presentation and invited Ms. Lenora Keas to address the Board. Ms. Keas provided analytical information regarding demographic markets and their importance to the College.

Ms. Keas responded to questions from the Board of Regents.

Dr. Ebersole continued with the presentation and Board discussion.

RECESSED: The meeting was recessed at 2:04 p.m.

MINUTES REVIEWED BY GC: /s/ARjr

**MINUTES OF THE CALLED MEETING (BOARD RETREAT)
OF THE BOARD OF REGENTS OF THE DEL MAR COLLEGE DISTRICT**

November 19, 2021

The Called Meeting (Board Retreat) of the Board of Regents of the Del Mar College District reconvened at the Center for Economic Development, 3209 S. Staples, Room 106, Corpus Christi, Texas at 8:30 a.m. on Friday, November 19, 2021, with the following present:

From the Board:

Ms. Carol Scott, Dr. Nicholas Adame, Ms. Libby Averyt, Mr. Ed Bennett, Mr. Rudy Garza, Jr., Ms. Susan Hutchinson, Mr. Bill Kelly, and Dr. Linda Villarreal.

From the College:

Dr. Mark Escamilla, President and CEO; Mr. Raul Garcia, Vice President and CFO; Ms. Lenora Keas, Executive Vice President and COO; Dr. Jonda Halcomb, Vice President and Chief Academic Officer; Ms. Tammy McDonald, Vice President of Administration and Human Resources; Ms. Patricia Benavides-Dominguez, Interim Vice President for Student Affairs; Ms. Cheryl Sanders, Interim Associate Vice President for Student Affairs; Mr. Augustin Rivera, Jr., General Counsel; Mr. John Strybos, Vice President and Chief Physical Facilities Officer; Ms. Lorette Williams, Executive Director of Communication and Marketing; Dr. Natalie Villarreal, Executive Director of Government & Board Relations; Ms. Mary McQueen, Executive Director of Development; Ms. Delia Perez, Executive Administrative Assistant to the President & Board Liaison, and other staff and faculty.

CALL TO ORDER/QUORUM CALL/ROLL CALL

Ms. Scott called the meeting to order with a quorum CALL TO ORDER and QUORUM CALL.

GENERAL PUBLIC COMMENTS – No one appeared for public comment.

BOARD RETREAT AND SELF-EVALUATION:

Chair Scott reintroduced Dr. Brad Ebersole who continued with his presentation as facilitator for the Board Retreat.

Dr. Ebersol began by providing a review of retreat highlights so far, and continued with his presentation. Dr. Ebersol's presentation included discussions of Goals 5 - 7 with the Regents as follows:

5. Focus on specific topics related to impact of COVID-19 on Del Mar College, enrollment trends and development, and concepts of student success, and Board advocacy and community relations.

6. Review of Board Goals and Action Plan for 2020-2021, and outline Goals and Action Plan for 2021-2022
7. Identify general Board assessment as to being a Low, Medium, or High performing Board of Regents, and steps to improve effectiveness.

The Board provided input and discussion.

In closing, Dr. Ebersole asked for final thoughts from the Board of Regents. Chair Scott thanked Dr. Ebersole for his leadership during the Board Retreat.

ADJOURNMENT: The meeting was adjourned at 11:04 a.m.

MINUTES REVIEWED BY GC: /s/ARjr

**MINUTES OF THE WORKSHOP MEETING
OF THE BOARD OF REGENTS OF THE DEL MAR COLLEGE DISTRICT**

December 14, 2021

The Workshop Meeting of the Board of Regents of the Del Mar College District convened at the Center for Economic Development, 3209 S. Staples, Room 106, Corpus Christi, Texas, at 9:00 a.m. on Tuesday, December 14, 2021, with the following present:

From the Board:

Ms. Carol Scott, Ms. Libby Averyt, Mr. Ed Bennett, Mr. Rudy Garza, Jr., Ms. Susan Hutchinson, and Mr. Bill Kelly.

Dr. Nicholas Adame joined the meeting in progress.

Dr. Laurie Turner and Dr. Linda Villarreal were unable to attend.

From the College:

Dr. Mark Escamilla, President and CEO; Mr. Raul Garcia, Vice President and CFO; Ms. Lenora Keas, Executive Vice President and COO; Dr. Jonda Halcomb, Vice President and Chief Academic Officer; Ms. Tammy McDonald, Vice President of Administration and Human Resources; Ms. Patricia Benavides-Dominguez, Interim Vice President for Student Affairs; Ms. Cheryl Sanders, Associate Vice President for Student Affairs; Mr. Augustin Rivera, Jr., General Counsel; Mr. John Strybos, Vice President and Chief Physical Facilities Officer; Ms. Lorette Williams, Executive Director of Communication and Marketing; Dr. Natalie Villarreal, Executive Director of Government & Board Relations; Ms. Mary McQueen, Executive Director of Development; Ms. Delia Perez, Executive Administrative Assistant and Board Liaison, and other staff and faculty.

CALL TO ORDER/QUORUM CALL

Ms. Scott called the meeting to order with a quorum present. She requested a moment of silence followed by the Pledge of Allegiance and Del Mar College Vision Statement.

GENERAL PUBLIC COMMENTS – The public was given the opportunity to provide public comments (both general and specific to any agenda item).

There were no public comments made for this meeting.

AGENDA

ITEMS OF BUSINESS:

1. Discussion and possible action related to redistricting, including: 1.) receipt of Initial Assessment from outside counsel to determine if redistricting is required considering the new 2020 census data; and, 2.) possible adoption of criteria to apply to the development of new districting plans and guidelines for public participation in the redistricting process
.....Mr. Augustin Rivera, Jr.
(Goal 5: Workforce Development, Community Partnerships, and Advocacy)

Mr. Augustin Rivera, Jr. began the redistricting by explaining that he has been communicating with outside counsel, Mr. David Mendez from the law firm Bickerstaff, Heath, Delgado, Acosta, regarding the 2021 Redistricting Initial Assessment for the College. Mr. Rivera stated Mr. Mendez was present to discuss possible action on any single-member district imbalance the Board of Regents may need to address before the next Board election in November 2022. Mr. Rivera then introduced Mr. Mendez who began his presentation and advised he would review the process of the census data and the obligations required by the College as a college district as well as applicable redistricting laws.

Mr. Mendez stated because the College was divided into single member districts, the College is under the “one person, one vote” principle which means it has to have the same number of persons in each district, within a 10% deviation. Mr. Mendez stated the overall district grew in population (about 5% from the last decade) but there is a substantial imbalance among the districts. Mr. Mendez reviewed an example deviation calculation with the Board. Mr. Mendez reviewed Section 2 of the Voting Rights Act and stated when you look at the College’s District and it has a concentration of a minority group that’s protected, then you have to make sure you don’t divide that community in a way that’s going to limit or dilute their ability to elect and also do not want to concentrate all the minority voters in one or two districts to not be able to elect a proportionate share. Mr. Mendez reviewed the *Bush v. Vera* Harris County gerrymandering case and stated the Courts have articulated a set of principles which do not allow an imbalanced map.

Mr. Mendez provided a review of the 2013 *Shelby County vs. Holder* Supreme Court case and the Voting Rights Act history with the Board. Mr. Mendez stated the Board has to make sure to follow the basic principles of anti-discrimination or it could get sued under Section 2 of the Voting Rights Act. The criteria to use to adopt is as follows: 1.) Identifiable boundaries; 2.) Maintaining communities of interest & neighborhoods; 3.) Using whole voting precincts, if possible; 4.) Basing plan on existing districts; 5.) Adopting districts of relatively equal size; 6.) Drawing districts that are compact and contiguous; 7.) Keeping existing incumbents in their districts; and 8.) Narrowly tailoring plan to comply with the Voting Rights Act.

Mr. Mendez stated the steps to balance conflicting legal obligations in redistricting are to analyze the final plan in terms of how well it conforms to the adopted criteria, make sure

the analysis is considered by the Governing Body before Plan adoption, and avoid districts that are not compact.

Mr. Mendez provided the Board with the elements that will be included in the Plan which include the following: 1.) Initial Assessment; 2.) Adopt plan criteria, guidelines; 3.) Develop illustrative plan(s); 4.) Public comment/hearing; 5.) Analyze comments; 6.) Adopt a final plan; 7.) Implementation; and 8.) Reconfigure election precincts. Mr. Mendez stated they will send each Board member a questionnaire regarding any imbalances so as not to violate the Open Meetings Act. Mr. Mendez and team will gather the information and will discuss in public session to avoid any perception of impropriety. A proposed Redistricting timeline was discussed. Mr. Mendez stated they will draft and draw the districts to maintain the principles in the Voting Rights Act so if there is a challenge, the redrawn districts will show compliance.

Chair Scott stated that the Board had discussed a potential May adoption and asked that staff work on the dates for drawing sessions in public hearings based on the regular board meetings schedule, preferably in workshop sessions.

Mr. Mendez continued and provided the Board with information from the Demographics Report - Summary 2020 Census Total Population. Mr. Mendez stated Districts 4 and 5 grew which means Districts 1, 2 and 3 are each 11% to 15% underpopulated. The ideal population size is 64,379 persons in each district. Mr. Mendez reviewed the growth dynamic of the population including voting age level, demographics, and territory. Mr. Mendez stated his team will be able to provide registered voter and Spanish surname registered voter data and can also show how many registered voters are a minority in a district. Mr. Mendez stated he was available to answer any of the Board's questions at any time.

Mr. Mendez provided a summary of the Resolution before the Board which includes the rules for public participation whether it's comments that need to be done in writing, requiring the same census numbers to be used in a comparison plan, deadlines for comparison plans, and number of public hearings.

Chair Scott stated the Board's workshops could be set up as an opportunity for public comment.

Mr. Rivera reviewed the proposed Resolution with the Board which included criteria Mr. Mendez and his firm developed in accordance with legal principles.

Chair Scott asked for a clarification regarding Item No. 3 regarding where it is not practical for a district to be drawn considering county election precincts means voting precincts.

Mr. Rivera stated these guidelines are to set up an orderly process where the public has the information to participate.

Regent Kelly made a motion to adopt the Resolution as

presented regarding criteria for use in the 2021 redistricting process. Regent Garza seconded the motion. There was no further discussion from the Board. There were no public comments. A vote was taken by show of hands and the motion carried unanimously, 7-0, amongst Regents present, with Regents Scott, Adame, Averyt, Bennett, Garza, Hutchinson, and Kelly in favor.

Regent Averyt made a motion to adopt the Resolution as presented for guidelines for persons submitting specific redistricting proposal and providing comments submitted in draft form. Regent Hutchinson seconded the motion. There was no further discussion from the Board. There were no public comments. A vote was taken by show of hands and the motion carried unanimously, 7-0, amongst Regents present, with Regents Scott, Adame, Averyt, Bennett, Garza, Hutchinson, and Kelly in favor.

2. Discussion related to Strategic Planning and Enrollment Management
.....Dr. Kristina Wilson and Ms. Patricia Benavides-Dominguez
(Goal 2: Recruitment and Persistence)

Dr. Escamilla provided introductory comments and Dr. Kristina Wilson began her presentation by reviewing the College's Strategic Plan: Aspire. Engage. Achieve. The College developed an operational plan which includes KPI thresholds, targets and institutional strategies put into place to support the attainment of the plans, goals, and objectives. The focus during this workshop will be Goal 2. Recruitment and Persistence.

Dr. Wilson presented the Board with information regarding the Strategic Enrollment Management Plan (SEM) which was aligned with the Strategic Plan. SEM focuses on strategies which the College will implement to impact these aspects of student in light of the global pandemic and its impact on students. SEM was presented in partnership with Student Services, Enrollment Management, Planning and Institutional Effectiveness, and Instruction.

The SEM is based on guided pathways framework and focuses on the first three stages of the pathway's framework: connection, entry, and progress. Each of the three pathway stages include key performance indicators, both the original indicators included in the strategic plan and new indicators. After reviewing Goal 2 KPIs and large college peer group comparisons, Dr. Wilson introduced Ms. Patricia Benavides-Dominguez to speak about the Connect stage, from initial interest to enrollment.

Ms. Benavides-Dominguez stated it was important to remember the Strategic Plan and the SEM are living documents. SEM Plan Goal One's objective is to increase access through new and improved partnerships and programs. The student headcount for Fall 2021 was 10,395, the threshold is 11,000 and the target is 12,500. The student headcount for KPI for

Fall 2022 threshold is 10,500 with our target at 11,000 and for Fall 2024, 11,000 threshold with the target at 11,500.

Ms. Benavides-Dominguez provided detailed information and statistics to the Board regarding Student On-Ramps/Pipelines, Classification, Student Intent, and 2021 High School Matriculation. Ms. Benavides-Dominguez also reviewed the process the College has with the ISD partners to better track students graduating and assisting them to attend Del Mar College.

Dr. Escamilla commented on the data regarding 35% of all Nueces County high school students doing nothing for five years and are not tracked into any form of employment, education, or service. Ms. Benavides-Dominguez continued with her presentation and provided information regarding students after graduating from area ISD schools and their attendance percentage at colleges and universities.

Ms. Benavides-Dominguez proceeded with information regarding First Time in College (FTIC) student numbers and stated the numbers are trending down. However, the goal is to increase the FTICs despite the impact of the pandemic. The student headcount and student contact hours were reviewed along with a historical perspective. There has been a steady increase in contact hours for the last five years, credit hours are trending up for Fall 2021, and Continuing Education hours are trending up.

Ms. Benavides-Dominguez introduced Associate Vice President for Student Affairs, Cheryl Sanders. Ms. Sanders began her presentation discussing KPI 3 regarding students that receive Pell Grants and five-year trends. This indicator is important to track students that apply for federal financial aid and maximize their funding eligibility. In 2020, the target of 4,500 students received Pell Grants and the plan is to increase the target by 3% by year 2024. Ms. Sanders stated the Financial Aid Office has an Outreach Specialist that travels to all area high schools to help increase the number of students attending Del Mar College.

Ms. Sanders introduced Ms. Lorette Williams, Director of Communication and Marketing. Ms. Williams began her portion of the presentation reviewing the marketing campaign platforms used to reach students which include television, radio, outdoor billboards, internet, social media, and print. Ms. Williams also discussed new marketing innovations, including a unique web address that was created to help track the marketing activity. The Fall 2021 campaign marketing data and landing page views showed there were over 45,000 views directly from the delmar.edu/achieve URL. This webpage included information for enrollment, registration dates, tuition payment deadlines, and links to register and contact an advisor. Also, the Fall 2021 marketing data trends did show an increase in visitors to the College's website by just over 5%. The average household sees a Del Mar television ad four times per week during a registration cycle; 95% of all DMC streaming audio commercials were listened through completion, as commercials were not skippable; and 2,845,264 impressions were delivered via broadcast, podcast and streaming alone. The next round of postcards that are mailed out will include a unique QR code that will track if a user visits the College website via that postcard.

Dr. Escamilla also commented about utilizing geo-fencing and specifically targeted ads.

Ms. Sanders continued with the presentation regarding strategies and activities for the SEM Plan Goal One in connection with recruitment which includes improving reputation/image in the service area through unified branding and messaging, and measuring internal and external community surveys; increasing targeted outreach efforts featuring strategically recruited employees, alumni, and students and measure the number of non-recruitment participants; increasing DMC employees as recruitment ambassadors and measuring the number of DMC employees trained as recruitment ambassadors; identifying matriculation levels of the Educational Opportunity Center Grant participants and measuring the number of EOCG participants matriculating to DMC; and increasing community awareness of financial aid opportunities for post-secondary education and measuring the number of participants per engagement.

Dr. Escamilla responded to Regent Garza's question regarding the idea of Regents volunteering to speak to students. Chair Scott stated the need for alumni ambassadors, student ambassadors, or regent ambassadors should be included in recruitment efforts as this is a high priority for the Board of Regents. Regent Averyt reiterated the offer for the Board of Regents to assist.

Dr. Wilson continued with the presentation "Enter" from initial enrollment to completion of first college-level course, also called onboarding. Key performance indicators were reviewed which include targets, thresholds, and TSI requirements for KPI 1- Students earning 6+ credits in Term 1; KPI 2- Academically unprepared students who satisfy TSI within 2 years; and KPI 3- Academically unprepared students completing a college-level course in the subject they entered not ready within 2 years.

Dr. Wilson responded to Chair Scott and Regent Kelly's questions regarding thresholds, state averages, and future numbers for non-remedial students. Dr. Escamilla commented that the breaking down of a 16-week semester into two courses should have a dramatic impact on the six plus credits in first term students.

Dr. Escamilla responded to Regent Bennett's comment regarding an alternate Math approach and pilot program, as well as addressing course corrections or adjustments.

Dr. Wilson introduced Dr. Jonda Halcomb, Vice President and Chief Academic Officer, who provided information regarding working with under-prepared student to help increase their academic related skills, their motivation for learning and their social engagement through. Instruction, advising and support services.

Dr. Halcomb stated the Student Enrollment Center and Testing launched a new TSI initiative in which an advisor is on-site when the student takes the test. The student can meet with that advisor immediately to discuss placement preparation and retesting options and the initiative has gotten a good response. Dr. Halcomb stated that a new STEM division is one of their top goals as well as creating stronger corequisite courses in

mathematics, so students will have more interest and be more engaged. Another option is a Non-Course Based Option or NCBO which assists students through the areas in which they have the most difficulty and will help the students succeed. We will keep positive attitudes among the math students to help them believe they can do math.

Also, the objectives of SEM Plan Goal 2 to simplify onboarding processes were discussed which include reducing systemic barriers within onboarding process and implementing a student hub for registration activities; reducing barriers that impact student progression; reducing time to student entry to college-reducing coursework and providing clarity/personnel to support development education course placements (example: TSI advising after testing), new corequisite numbering system for math courses and new corequisite course (Math for Business and Social Sciences), new non-course based option (NCBO) for students who miss college-readiness cut off score in Math; increasing the frequency of on-boarding training for employees and providing customer service training to improve student experience; increasing utilization of financial aid resources and scholarships with the financial aid advisor traveling to area high schools to provide onsite FAFSA assistance and financial aid workshops for students and parents.

Dr. Wilson continued with the presentation regarding the pathway in the SEM called Progress and the enrollment into a program of study through completion of 75% of requirements. The KPIs for Goal 3 include persistence rates, students earning 15% credits in year 1, and classifying students as sophomores. The objective for SEM Plan Goal 3 is to improve retention and provide support. Dr. Wilson reviewed the persistence rates of the College and the comparisons to the Texas large college cohorts. The College's one and two-year persistence rates for FTIC students dipped in 2020 due to the impact of the pandemic.

Dr. Wilson and Dr. Escamilla responded to Chair Scott's question regarding the College's high part-time student numbers compared to other large college cohorts.

Dr. Wilson continued reviewing the KPIs which included a new KPI 2 - students earning 15+ credits in one year, students earning 30+ credits in year one, and classifying students as sophomores.

Ms. Sanders provided SEM Plan Goal 3 strategies that include enhanced access to monitor and providing appropriate collaborative support to students and seeking new technology for faculty and staff to monitor and provide appropriate student support services; increasing success and completion of male students of color and participate in the Texas Education Consortium for Male Students of Color; increasing retention of students identified as "at-risk" and the development of proactive student self-assessment (at-risk issues); improving course availability to ensure students' academic progress and conduct student satisfaction surveys and focus groups; increasing number of Reverse Transfer graduates and using National Clearing House reports to process more reverse transfer graduates.

Dr. Wilson concluded the presentation by stating the Operational Strategic Plan and the SEM plan are living documents and allow us to be responsive to ever-changing conditions.

Version three of the Operational Plan will be released early next year. The current Strategic Plan is in effect through August 2024. There will be two more workshops this year for Goals 3 and 4 in the Spring and for Goals 5 and 6 in the Summer. The dedicated team of professionals will support the College's goals and provide success.

Dr. Wilson, Ms. Benavides-Dominguez, Ms. Sanders, Ms. Williams, and Dr. Escamilla responded to questions from the Board of Regents.

At 11:36 a.m., the Chair announced that the Board was going into Closed Session pursuant to:

3. **CLOSED SESSION** pursuant to:

- A. **TEX. GOV'T CODE § 551.071**: (Consultation with Legal Counsel), regarding pending or contemplated litigation, or a settlement offer, with possible discussion and action in open session; and the seeking of legal advice from counsel on pending legal or contemplated matters or claims, including, legal redistricting obligations and legal audit questions, with possible discussion and action in open session; and,
- B. **TEX. GOV'T CODE § 551.074(a)(1)**: (Personnel Matters), regarding the appointment, employment, evaluation, reassignment, duties, discipline, or dismissal of a public officer or employee; including, Annual Board Self-Evaluation, with possible discussion and action in open session.

The Board reconvened in Open Session at 12:59 p.m. with no action taken.

ADJOURNMENT: The meeting was adjourned at 1:00 p.m.

MINUTES REVIEWED BY GC: /s/ARjr

Consent Agenda

Item 2



DEL MAR COLLEGE

BUSINESS OFFICE

To: Mark Escamilla, Ph.D. President of the College
Via: Raul Garcia, CPA, Vice President and CFO
From: Catherine West, Ed.D., CPA, Director of Accounting and Budget Officer
Date: January 27, 2022
Subject: Monthly Investment Activity

Listed below are the investments for December 31, 2021, which were purchased in accordance with the investment policy of Del Mar College:

<u>Purchase Date</u>	<u>Maturity Date</u>	<u>Fund</u>	<u>Principal Amount</u>	<u>Maturity Value</u>	<u>Type</u>	<u>Days to Maturity</u>	<u>Yield to Maturity</u>
12/8/2021	8/8/2022	Local Main	2,493,925	2,500,000	CP	243	0.36%
12/8/2021	9/2/2022	Local Main	2,492,556	2,500,000	CP	268	0.40%

The College has the following investments in accordance with the College's investment policy:

<u>Source</u>	<u>Amount</u>	<u>Interest</u>	<u>Yield</u>
Wells Fargo Stage Coach Sweep	\$ 3,381,567.00	\$ 31.03	0.010%
Logic Investment Pool	34,760,289.00	2,366.40	0.074%
		<u>\$ 2,397.43</u>	

101 Baldwin Blvd.
Corpus Christi, TX 78404-3897
p: 361.698.1269 | f: 361.698.1943

Consent Agenda

Item 3

DEL MAR COLLEGE
INCOME/EXPENSE STATEMENT
CURRENT OPERATING FUNDS
For the Four Months Ended December 2021

	FY 2022			FY 2021		
	BUDGET	INC/EXP	% Spent YTD	BUDGET	INC/EXP	% Spent YTD
REVENUES:						
STATE FUNDING						
BASE APPROPRIATION	\$ 17,359,104	\$ 7,464,417	43%	\$ 16,479,469	\$ 7,088,147	43%
INSURANCE CONTRIBUTION	4,263,497	1,421,166	33%	4,263,497	1,421,166	33%
RETIREMENT CONTRIBUTION	1,564,963	521,654	33%	1,564,963	521,654	33%
TOTAL STATE FUNDING	\$ 23,187,564	9,407,237	41%	\$ 22,307,929	9,030,967	40%
OTHER REVENUES						
TUITION & FEES	\$ 25,962,826	\$ 9,881,835	38%	\$ 25,962,825	\$ 10,540,982	41%
PROPERTY TAXES	60,390,356	23,566,323	39%	58,222,474	20,237,145	35%
MISCELLANEOUS	1,383,413	217,070	16%	1,383,413	815,572	59%
TOTAL OTHER REVENUES	\$ 87,736,595	\$ 33,665,227	38%	\$ 85,568,712	\$ 31,593,700	37%
EXPENDITURES:						
SALARIES & BENEFITS						
FACULTY SALARIES	\$ 34,874,576	\$ 11,089,267	32%	\$ 34,634,411	\$ 10,548,978	30%
EXEMPT SALARIES	16,486,947	5,168,239	31%	15,214,494	4,777,811	31%
NON EXEMPT SALARIES	12,011,408	3,491,425	29%	11,228,829	3,153,356	28%
BENEFITS	20,279,228	5,881,199	29%	19,209,496	5,984,403	31%
TOTAL SALARIES & BENEFITS	\$ 83,652,159	25,630,129	31%	\$ 80,287,230	24,464,549	30%
NON-SALARY						
CONTRACT INSTRUCTION	\$ 151,600	\$ -	0%	\$ 151,600	\$ -	0%
SUPPLIES, POSTAGE, DUPL., COPIER RENTAL	3,110,202	771,816	25%	3,035,702	632,485	21%
MAINTENANCE & REPAIRS	1,554,478	368,943	24%	1,355,818	241,292	18%
EQUIPMENT	780,753	266,743	34%	1,334,481	51,027	4%
STUDENT RECRUITING AND MARKETING	1,030,908	95,410	9%	1,029,971	137,138	13%
AUDIT & LEGAL, TAX APPRAISAL, COLL. FEES	1,612,210	412,568	26%	1,507,450	194,769	13%
CONSULTANTS & CONTRACT LABOR	2,970,704	679,331	23%	2,590,356	610,819	24%
ACCREDITATION	80,047	23,197	29%	69,396	18,185	26%
SPECIAL POP. INTERPRETOR	114,397	6,950	6%	114,397	9,099	8%
COMP. SOFTWARE, HARDWARE, LICENSE & SERV.	2,577,607	646,369	25%	2,518,673	515,543	20%
TRAVEL & PROFESSIONAL DEVELOPMENT	486,036	70,841	15%	230,793	12,015	5%
ELECTION	-	-	0%	160,000	-	0%
SECURITY	1,058,300	505,515	48%	988,300	289,301	29%
RECRUITMENT	32,000	10,010	31%	32,000	9,256	29%
FOOD BEVERAGE	87,133	3,635	4%	82,315	554	1%
LIBRARY	269,476	65,820	24%	239,976	42,739	18%
BAD DEBT	250,000	83,333	33%	250,000	83,333	33%
MEMBERSHIP & DUES	228,903	77,267	34%	224,377	20,511	9%
MEMBERSHIP & DUES/INDIRECT ADVOCACY	8,926	-	0%	8,926	-	0%
UTILITIES & TELEPHONE	3,354,392	1,118,131	33%	3,474,352	1,158,117	33%
INSURANCE	2,705,000	901,667	33%	2,352,163	784,054	33%
BANK & COLLECTION FEES	192,800	51,233	27%	272,800	46,852	17%
CAMPUS POLICE	513,000	18,658	4%	513,000	10,519	2%
TUITION BOND TRANSFERS OUT	1,951,000	650,333	33%	1,951,000	650,333	33%
MISCELLANEOUS	488,265	61,970	13%	483,415	47,184	10%
TOTAL NON-SALARY	\$ 25,608,137	\$ 6,889,738	27%	\$ 24,971,261	\$ 5,565,124	22%
CONTINGENCY	\$ 1,663,863	-	0%	\$ 1,618,150	-	0%
CONTINGENCY-SOUTH CAMPUS	-	-	0%	1,000,000	-	0%
TOTAL CONTINGENCY	\$ 1,663,863	\$ -	0%	\$ 2,618,150	\$ -	0%
TOTAL EXPENDITURES	\$ 110,924,159	\$ 32,519,867	29%	\$ 107,876,641	\$ 30,029,673	28%
NET INCOME FROM OPERATIONS		\$ 10,552,597			\$ 10,594,994	
SPECIAL ITEMS						
CARES ACT FUNDING		2,317,424			-	
CURRENT NET FUNDS AVAILABLE FOR OPERATIONS		\$ 12,870,021			\$ 10,594,994	

**DEL MAR COLLEGE
BALANCE SHEET
CURRENT OPERATING FUNDS
As of December 31, 2021**

	<u>FY2022</u>	<u>FY2021</u>	<u>Change</u>
<u>ASSETS:</u> 99			
CASH	\$ 5,964,358	\$ 5,177,880	\$ 786,478
INVESTMENTS	65,607,940	56,956,685	8,651,255
PREPAID EXPENSE	5,629	65,665	(60,036)
ACCOUNTS RECEIVABLE	-	-	-
ACCRUED INTEREST	39,421	175,385	(135,964)
STUDENT & OTHER RECEIVABLES	5,525,780	5,459,787	65,993
PROPERTY TAX RECEIVABLE	1,343,802	1,529,759	(185,957)
DEFERRED OUTFLOWS	9,865,098	11,444,452	(1,579,354)
TOTAL ASSETS	\$ 88,352,027	\$ 80,809,613	\$ 7,542,414
<u>LIABILITIES:</u>			
ACCOUNTS PAYABLE:			
ACCOUNTS PAYABLE	\$ 2,197,468	\$ 3,924,823	\$ (1,727,355)
ESTIMATED SICK LEAVE & VAC. PAYABLE	7,828,299	7,357,746	470,553
NET PENSION LIABILITY	83,266,173	80,853,916	2,412,257
DEFERRED INCOME:	-	-	-
DEFERRED TUITION	5,936,481	6,316,824	(380,344)
DEFERRED INFLOW PENSION PLAN	19,133,666	25,471,379	(6,337,713)
OTHER DEFERRED INCOME	-	-	-
REVENUE BOND PAYABLE	650,333	650,333	-
TOTAL LIABILITIES	\$ 119,012,421	\$ 124,575,022	\$ (5,562,601)
<u>FUND BALANCE:</u>			
UNRESTRICTED FUND BALANCE FROM OPERATIONS	\$ 40,404,326	\$ 31,920,440	\$ 8,483,886
RISK RESERVE	8,600,000	8,600,000	-
FUND BALANCES REDUCTION DUE TO GASB 68 & 75	(92,534,741)	(94,880,843)	2,346,102
CURRENT YEAR INCOME IN EXCESS OF EXPENSE	12,870,021	10,594,994	2,275,027
TOTAL FUND BALANCE	\$ (30,660,394)	\$ (43,765,409)	\$ 13,105,015
TOTAL LIABILITIES AND FUND BALANCES	\$ 88,352,027	\$ 80,809,613	\$ 7,542,414

**Del Mar College
Financial Record System
Bank 41 Colleague**

Disbursements for dates 12/01/2021 thru 12/31/2021

Check	Date	Payee	Amount	Description
72473	12/2/2021	Anthology Inc	\$ 6,885.00	< 5,000 Software Not Cap INVT
72474	12/2/2021	Apollo Towing Service	225.00	Instructional Supplies
72475	12/2/2021	Ardurra Group, Inc	4,500.00	Consultants
72476	12/2/2021		40.00	Non Faculty Stipend
72477	12/2/2021		40.00	Non Faculty Stipend
72478	12/2/2021		40.00	Non Faculty Stipend
72479	12/2/2021	Color Source Inc	737.91	Instructional Supplies
72480	12/2/2021	Columbia Advisory Group LLC	5,000.00	Consultants
72481	12/2/2021		40.00	Non Faculty Stipend
72482	12/2/2021		40.00	Non Faculty Stipend
72483	12/2/2021		40.00	Non Faculty Stipend
72484	12/2/2021	Dealers Electrical Supply	2,200.00	Electrical
72485	12/2/2021	Department of Information	300.08	Telephone
72486	12/2/2021	Flowers Baking Company	135.63	Food Supplies
72487	12/2/2021		40.00	Non Faculty Stipend
72488	12/2/2021	YBP Library Services	172.79	Library Books
72489	12/2/2021	HEB Grocery Company	15.72	Instructional Supplies
72490	12/2/2021	Hose of South Texas	33.89	Supplies - Other
72491	12/2/2021	ICHRIE	565.00	Memberships & Dues
72492	12/2/2021	Jean's Restaurant Supply	67.20	Instructional Supplies
72493	12/2/2021	JJ Keller & Associates Inc	1,920.49	Instructional Supplies
72494	12/2/2021		40.00	Non Faculty Stipend
72495	12/2/2021	Keystone Automotive Industries	287.43	Supplies - Auto Body
72496	12/2/2021	Lone Star Piano Tuning	130.00	Contract Labor
72497	12/2/2021		40.00	Non Faculty Stipend
72498	12/2/2021	Malek Inc	2,244.85	SC NC HVAC
72499	12/2/2021	Mountain Measurement Inc	525.00	Memberships & Dues
72500	12/2/2021	Nueces County	70,060.40	Tax Assessing & Collecting
72501	12/2/2021		40.00	Non Faculty Stipend
72502	12/2/2021	OWC	1,098.90	PC Maintenance Supplies
72503	12/2/2021	Patterson Dental Company	139.95	Maint Agree-Software
72504	12/2/2021	Jimmy Pena	200.00	Funds Held for Others
72505	12/2/2021	Pittsburg Paints	10.05	Building Structure
72506	12/2/2021	Portland Chamber of Commerce	110.00	Memberships & Dues
72507	12/2/2021		55.00	A/R - Students
72508	12/2/2021	Rio Roofing Inc	665,080.75	Const Cost - Contractors
72509	12/2/2021	Sames Crow Ford	72.44	Supplies - Diesel
72510	12/2/2021		40.00	Non Faculty Stipend
72511	12/2/2021	Taft Chamber of Commerce	85.00	Memberships & Dues
72512	12/2/2021	Texas Dpt Licensing	200.00	Site License Fees
72513	12/2/2021	Third Coast Distributing	957.95	Instructional Supplies
72514	12/2/2021	Truckload Carriers Association	470.00	Memberships & Dues
72515	12/2/2021	Uline	65.90	Instructional Supplies

Del Mar College
Financial Record System
Bank 41 Colleague

Disbursements for dates 12/01/2021 thru 12/31/2021

Check	Date	Payee	Amount	Description
72516	12/2/2021	United Refrigeration Inc	480.48	HVAC
72517	12/3/2021	Annuity Investment	50.00	A/P - TSA
72518	12/3/2021	IRS Austin Service Center	110.00	A/P - IRS Levy
72519	12/3/2021	Yvonne V. Valdez Trustee	646.57	A/P - Bankruptcy
72520	12/3/2021	UniFirst	42.40	Uniforms
72521	12/7/2021	Advance Auto Parts	10.44	Supplies - Automotive
72522	12/7/2021	American Culinary Federation E	1,250.00	Accreditation Expense
72523	12/7/2021	Bio-Rad Laboratories	2,476.00	< 5,000 Computer Not Cap INVT
72524	12/7/2021	Bound Tree Medical LLC	200.11	Instructional Supplies
72525	12/7/2021	Bugpro Inc	1,125.00	Contractors
72526	12/7/2021	Velma A. Camacho	380.00	Childcare
72527	12/7/2021	Corpus Christi Safe & Lock Co	230.00	Building Structure
72528	12/7/2021	Corpus Christi Stamp Works Inc	87.50	Instructional Supplies
72529	12/7/2021	Daikin Applied	1,803.50	SC NC HVAC
72530	12/7/2021	Examity Inc	1,100.00	Online Services
72531	12/7/2021	Federal Express Corp	10.39	Postage
72532	12/7/2021		105.95	Funds Held for Others
72533	12/7/2021	Gulf Coast Nut &	12.04	Supplies - Diesel
72534	12/7/2021	HEB Grocery Company	144.22	Instructional Supplies
72535	12/7/2021	Holt Company of Texas	1,352.50	Contractors
72536	12/7/2021	Home Depot	8,144.11	Site Supplies
72537	12/7/2021	Hose of South Texas	86.11	Supplies - Other
72538	12/7/2021	Marshall Company	111,150.00	Const Cost - Contractors
72539	12/7/2021	Move It Storage - Ayers Street	530.00	Rent Expense
72540	12/7/2021	Nueces County Appraisal	328.20	Tax Appraisal Fee
72541	12/7/2021	Nueces County WCID #3	49.35	Water
72542	12/7/2021	Pender's Music	11.31	Music
72543	12/7/2021	Pocket Nurse	157.80	Instructional Supplies
72544	12/7/2021		200.00	Funds Held for Other Additions
72545	12/7/2021	Sam's Club	695.52	Funds Held for Others
72546	12/7/2021	South Texas Music Mart	218.98	Instructional Supplies
72547	12/7/2021	Stewart Dean Bearing Inc	238.22	HVAC
72548	12/7/2021	T-Mobile USA Inc	1,698.26	Telephone
72549	12/7/2021	Thomson Reuters- West	1,002.58	Library Continuation
72550	12/7/2021	UniFirst	351.75	Uniforms
72551	12/7/2021	UniFirst	366.84	Supplies - Other
72552	12/7/2021	VTX Communications LLC	304.00	Telephone
72553	12/7/2021	VWR International LLC	296.24	Instructional Supplies
72554	12/7/2021		89.80	Funds Held for Others
72555	12/9/2021	Association of Community	11,702.20	Consultants
72556	12/9/2021	Automotive Service Association	50.00	Memberships & Dues
72557	12/9/2021	CC Battery Co Inc	64.95	Supplies - Diesel
72558	12/9/2021	Corpus Christi Electric Co Inc	169.86	Supplies - Other

Del Mar College
Financial Record System
Bank 41 Colleague

Disbursements for dates 12/01/2021 thru 12/31/2021

Check	Date	Payee	Amount	Description
72559	12/9/2021	Corpus Christi Safe & Lock Co	24.90	Building Structure
72560	12/9/2021	Ewing Irrigation Products Inc	730.57	Plumbing
72561	12/9/2021	Examsoft Worldwide Inc	2,918.66	Software Desk Lic Fees
72562	12/9/2021		40.00	Non Faculty Stipend
72563	12/9/2021	Guard Master Fire & Safety	470.95	Contract Labor
72564	12/9/2021	Gulf Coast Mailing Services LL	53.80	Postage
72565	12/9/2021	Gulf Coast Nut &	45.28	Repairs & Maintenance
72566	12/9/2021	HEB Grocery Company	106.20	Food Supplies
72567	12/9/2021	Home Depot	139.87	Repairs & Maintenance
72568	12/9/2021	Honors Graduation, Ll	433.00	Funds Held for Others
72569	12/9/2021	Jobebephantcom Inc	9,000.00	Recruitment
72570	12/9/2021	Laerdal Medical Corp	26,346.04	> 5,000 Equipment Capitalized
72571	12/9/2021	Lexisnexis Matthew Bender	6,407.77	Library Continuation
72572	12/9/2021	Natl Assn of Edu Procurement	735.00	Memberships & Dues
72573	12/9/2021	Nueces County	13,802.43	Tax Assessing & Collecting
72574	12/9/2021	Procter & Gamble	2,500.00	Funds Held for Other Additions
72575	12/9/2021		67.00	Funds Held for Others
72576	12/9/2021	Republic Services Inc	6,941.02	Disposal Trash
72577	12/9/2021	Ricoh USA Inc	680.50	Copier Rental
72578	12/9/2021	Robstown Hardware Company Inc	2,312.02	Site Supplies
72579	12/9/2021	Sam's Club	145.58	Food Supplies
72580	12/9/2021	Sherwin Williams	19.99	Building Structure
72581	12/9/2021	Sigma Phi Alpha	100.00	Funds Held for Others
72582	12/9/2021	Spectrum	828.21	Telephone
72583	12/9/2021	Spectrum	828.21	Telephone
72584	12/9/2021	Anissa G. Spiewak	30.00	TSI
72585	12/9/2021	Third Coast Distributing	27.94	Instructional Supplies
72586	12/9/2021	Thomson Reuters- West	972.36	Software Desk Lic Fees
72587	12/9/2021	Toshiba America Business Solut	175.00	Copier Rental
72588	12/9/2021		500.00	Funds Held for Others
72589	12/9/2021	United Refrigeration Inc	172.71	HVAC
72590	12/9/2021	Woody's Truck Center	43.24	Repairs & Maintenance
72591	12/10/2021		750.00	A/R - Students
72592	12/10/2021		500.00	A/R - Students
72593	12/10/2021		300.00	A/R - Students
72594	12/10/2021		500.00	A/R - Students
72595	12/10/2021		1,000.00	A/R - Students
72596	12/10/2021		300.00	A/R - Students
72597	12/10/2021		1,000.00	A/R - Students
72598	12/10/2021		537.50	A/R - Students
72599	12/10/2021		300.00	A/R - Students
72600	12/10/2021		300.00	A/R - Students
72601	12/14/2021	Alliance Health Resources Mobi	3,504.00	Online Services

**Del Mar College
Financial Record System
Bank 41 Colleague**

Disbursements for dates 12/01/2021 thru 12/31/2021

Check	Date	Payee	Amount	Description
72602	12/14/2021	Antares Staging and Rigging In	897.00	Contract Labor
72603	12/14/2021	Ardurra Group, Inc	80,750.00	Consultants
72604	12/14/2021	Arnold Oil Company	1.60	Supplies - Automotive
72605	12/14/2021	CC Battery Co Inc	40.34	Memberships & Dues
72606	12/14/2021	Coastal Welding Supply Inc	138.95	Instructional Supplies
72607	12/14/2021	Dealers Electrical Supply	3,518.21	Electrical
72608	12/14/2021	Demco Inc	2,618.66	Office Supplies
72609	12/14/2021	DEX Imaging LLC	669.62	Copier Rental
72610	12/14/2021	Discount School Supply	87.84	Instructional Supplies
72611	12/14/2021		40.00	Non Faculty Stipend
72612	12/14/2021	Full Compass Systems LTD	17.01	Supplies - Other
72613	12/14/2021	Fulton Coastcon a Joint Ventur	3,442,873.15	Contractors
72614	12/14/2021	Galaxy Digital LLC	3,950.00	Software Desk Lic Fees
72615	12/14/2021	Grubco	39.95	Instructional Supplies
72616	12/14/2021	Gulf Coast Mailing Services LL	348.14	Postage
72617	12/14/2021		40.00	Non Faculty Stipend
72618	12/14/2021	HEB Grocery Company	197.36	Food Supplies
72619	12/14/2021	Home Depot	62.89	Instructional Supplies
72620	12/14/2021	Hose of South Texas	27.04	Supplies - Diesel
72621	12/14/2021		10.00	Funds Held for Others
72622	12/14/2021		198.14	Funds Held for Others
72623	12/14/2021	JL Squared Construction	2,250.00	Contractors
72624	12/14/2021	Lawrence Greenwood	374.40	Instructional Supplies
72625	12/14/2021	Library Design Systems Inc	90,700.00	Contractors
72626	12/14/2021	Oil Patch Petroleum Inc	235.44	Repairs & Maintenance
72627	12/14/2021		340.00	Funds Held for Other Additions
72628	12/14/2021	Pocket Nurse	34.84	Instructional Supplies
72629	12/14/2021	Port Enterprises Ltd	392,539.20	Const Cost - Contractors
72630	12/14/2021	QLess Inc	17,466.55	IT License Fees
72631	12/14/2021	Region 5 Education Service Ctr	300.00	Office Supplies
72632	12/14/2021	Ricoh USA Inc	1,076.31	Copier Rental
72633	12/14/2021	Smarterservices LLC	10,237.50	Software Desk Lic Fees
72634	12/14/2021	Spectrum	297.35	Telephone
72635	12/14/2021	Stridde Callins & Associates	1,132.80	Consultants
72636	12/14/2021	Texas Scenic Company	538.00	Instructional Supplies
72637	12/14/2021	Texas Social Security Program	35.00	Consultants
72638	12/14/2021	Tower Tech Services Inc	2,580.00	SC NC HVAC
72639	12/14/2021	U S Bank National Association	12,016.53	Fuel/Oil
72640	12/14/2021	United Rentals North America I	1,756.85	Repairs & Maintenance
72641	12/14/2021	University of Texas At Austin/	149.76	Instructional Supplies
72642	12/14/2021	US Diesel Inc	516.50	Supplies - Diesel
72643	12/14/2021	VWR International LLC	1,815.94	Instructional Supplies
72644	12/14/2021	Woody's Truck Center	2,592.96	Supplies - Diesel

**Del Mar College
Financial Record System
Bank 41 Colleague**

Disbursements for dates 12/01/2021 thru 12/31/2021

Check	Date	Payee	Amount	Description
72645	12/16/2021	Agilent Technologies Inc	3,453.00	< 5,000 Equip Not Cap INVT
72646	12/16/2021	Allied Universal Security Serv	97,538.47	Security Services
72647	12/16/2021	Anderson Advertising Inc	7,500.00	Advertising
72648	12/16/2021	AT & T	39.24	Telephone
72649	12/16/2021	AT & T	1,268.61	Telephone
72650	12/16/2021	Atech Training Inc	8,786.00	> 5,000 Equipment Capitalized
72651	12/16/2021	Big M Pest Control	122.50	Repairs & Maintenance
72652	12/16/2021	CC Battery Co Inc	87.50	Memberships & Dues
72653	12/16/2021	Columbia Electric Supply	1,329.97	Electrical
72654	12/16/2021	Command Commissioning Llc	8,203.60	Consultants
72655	12/16/2021	Corpus Christi Caller-Times	900.00	Funds Held for Others
72656	12/16/2021	Data2 Corporation	275.75	Office Supplies
72657	12/16/2021	Facility Solutions Group	5,200.00	Other General Expense
72658	12/16/2021	Facility Solutions Group	7,592.00	Contractors
72659	12/16/2021	Facility Solutions Group	60.00	Electrical
72660	12/16/2021	File Pro	4,196.50	Other General Expense
72661	12/16/2021	Flowers Baking Company	152.61	Food Supplies
72662	12/16/2021	Full Compass Systems LTD	223.59	Supplies - Other
72663	12/16/2021	YBP Library Services	699.42	Library Books
72664	12/16/2021	HEB Grocery Company	360.18	Food Supplies
72665	12/16/2021	Home Depot	376.11	Building Structure
72666	12/16/2021	Kingsville Chamber of Commerce	150.00	Memberships & Dues
72667	12/16/2021	Lawrence Greenwood	188.00	Instructional Supplies
72668	12/16/2021	LogMein USA Inc	100.00	Telephone
72669	12/16/2021	Lone Star Piano Tuning	340.00	Repairs & Maintenance
72670	12/16/2021		419.00	A/R - Students
72671	12/16/2021	M & S Tree and Lawn Service	450.00	Contractors
72672	12/16/2021		500.00	A/R - Students
72673	12/16/2021	Mission Restaurant Supply	73.50	Instructional Supplies
72674	12/16/2021	National Association of	255.00	Instructional Supplies
72675	12/16/2021	Nueces County Appraisal	4,896.25	Tax Appraisal Fee
72676	12/16/2021	Rittenhouse Book	273.43	Library Books
72677	12/16/2021	Robstown Hardware Company Inc	226.09	Site Supplies
72678	12/16/2021	Screening One Inc	632.70	Online Services
72679	12/16/2021	Software One Inc	24,845.00	Consultants
72680	12/16/2021	Stewart Dean Bearing Inc	111.85	HVAC
72681	12/16/2021	Sutherlands Inc	1,387.20	Instructional Supplies
72682	12/16/2021	United Parcel Service Inc	143.50	Postage
72683	12/16/2021	United Refrigeration Inc	1,466.67	HVAC
72684	12/16/2021		1,000.00	A/R - Students
72685	12/16/2021	VWR International LLC	136.66	Instructional Supplies
72686	12/16/2021	Woody's Truck Center	106.59	Repairs & Maintenance
72687	12/17/2021	Annuity Investment	50.00	A/P - TSA

**Del Mar College
Financial Record System
Bank 41 Colleague**

Disbursements for dates 12/01/2021 thru 12/31/2021

Check	Date	Payee	Amount	Description
72688	12/17/2021		300.00	A/R - Students
72689	12/17/2021	DEX Imaging LLC	42.04	Copier Rental
72690	12/17/2021		465.00	A/R - Students
72691	12/17/2021		471.00	A/R - Students
72692	12/17/2021	IRS Austin Service Center	110.00	A/P - IRS Levy
72693	12/17/2021		150.00	A/R - Students
72694	12/17/2021		300.00	A/R - Students
72695	12/17/2021		1,030.00	A/R - Students
72696	12/17/2021		1,255.00	A/R - Students
72697	12/17/2021		1,300.00	A/R - Students
72698	12/17/2021	Texas Higher Education Coordin	2,483.00	Grants & Contracts
72699	12/17/2021	Yvonne V. Valdez Trustee	646.57	A/P - Bankruptcy
72700	12/21/2021	Pierre Angeles	80.00	Non Faculty Stipend
72701	12/21/2021	Antares Staging and Rigging In	312.00	Contract Labor
72702	12/21/2021	Anthology Inc	20,639.08	< 5,000 Software Not Cap INVT
72703	12/21/2021	AP Tools LLC	39,641.00	> 5,000 Equipment Capitalized
72704	12/21/2021	AT & T	4,662.25	Telephone
72705	12/21/2021	AT & T	1,008.00	Telephone
72706	12/21/2021	Bay Area Time	1,700.00	Software Desk Lic Fees
72707	12/21/2021		80.00	Non Faculty Stipend
72708	12/21/2021	Bio-Rad Laboratories	291.20	Instructional Supplies
72709	12/21/2021	Blick Art Materials	379.80	Instructional Supplies
72710	12/21/2021	Bound Tree Medical LLC	414.58	Instructional Supplies
72711	12/21/2021	Boxcast Inc	2,388.00	Production, Publications & Prom
72712	12/21/2021	Velma A. Camacho	640.00	Childcare
72713	12/21/2021	Columbia Advisory Group LLC	60,690.18	< 5,000 Computer Not Cap INVT
72714	12/21/2021	Columbia Electric Supply	2,968.50	Electrical
72715	12/21/2021		80.00	Non Faculty Stipend
72716	12/21/2021		40.00	Non Faculty Stipend
72717	12/21/2021	DEX Imaging LLC	132.15	Copier Rental
72718	12/21/2021	Ecolab Inc	86.28	Repairs & Maintenance
72719	12/21/2021	Education to Employment Partne	2,000.00	Memberships & Dues
72720	12/21/2021		80.00	Non Faculty Stipend
72721	12/21/2021	Evins Glass Service Inc	1,131.98	Repairs & Maintenance
72722	12/21/2021	Ewing Irrigation Products Inc	1,037.88	Plumbing
72723	12/21/2021	Full Compass Systems LTD	59.14	Supplies - Other
72724	12/21/2021		40.00	Non Faculty Stipend
72725	12/21/2021		40.00	Non Faculty Stipend
72726	12/21/2021		80.00	Non Faculty Stipend
72727	12/21/2021		80.00	Non Faculty Stipend
72728	12/21/2021	Home Depot	1,336.37	Building Structure
72729	12/21/2021	Hose of South Texas	9.35	Instructional Supplies
72730	12/21/2021	IBM Corporation	15,836.00	Software Desk Lic Fees

**Del Mar College
Financial Record System
Bank 41 Colleague**

Disbursements for dates 12/01/2021 thru 12/31/2021

Check	Date	Payee	Amount	Description
72731	12/21/2021	International Association of H	2,061.97	Consultants
72732	12/21/2021		80.00	Non Faculty Stipend
72733	12/21/2021	Lamar Companies	2,000.00	Advertising
72734	12/21/2021	Layer 3 Communications LLC	48,450.00	Maint Agree-Equip
72735	12/21/2021		80.00	Non Faculty Stipend
72736	12/21/2021		40.00	Non Faculty Stipend
72737	12/21/2021		40.00	Non Faculty Stipend
72738	12/21/2021	Patterson Dental Company	139.95	Maint Agree-Software
72739	12/21/2021	Proforma Total Print Source	477.00	Funds Held for Others
72740	12/21/2021	Puffer Sweiven LP	2,320.00	Maint Agree-Software
72741	12/21/2021	Rae Security Southwest, Llc	9,770.00	SC NC Building Structure
72742	12/21/2021	ReelDx, Inc.	1,990.00	Software Desk Lic Fees
72743	12/21/2021	Jason E. Rich	401.52	Travel
72744	12/21/2021	Ricoh USA Inc	3,209.00	Copier Rental
72745	12/21/2021	Rose Sales Company Inc	4,500.00	Supplies - Diesel
72746	12/21/2021	Guadalupe Salinas	80.00	Non Faculty Stipend
72747	12/21/2021	San Antonio Area Plumbers & Pi	51,040.00	Consultants
72748	12/21/2021	Carol Scott	902.39	Travel
72749	12/21/2021	Stewart Dean Bearing Inc	1,162.85	HVAC
72750	12/21/2021	T-Mobile USA Inc	1,906.62	Telephone
72751	12/21/2021	Texas Automation Systems Llc	13,885.59	Contract Labor
72752	12/21/2021	Third Coast Distributing	84.30	Instructional Supplies
72753	12/21/2021	Time Warner Cable	10,174.44	Telephone
72754	12/21/2021	Time Warner Cable	1,306.83	Telephone
72755	12/21/2021	Toshiba America Business Solut	395.00	Office Supplies
72756	12/21/2021	Uline	825.68	Instructional Supplies
72757	12/21/2021	Woody's Truck Center	53.76	Repairs & Maintenance
72758	12/21/2021	Annuity Investment	1,094.93	A/P - ORP
72759	12/21/2021	Annuity Investment	200.00	A/P - TSA
72760	12/21/2021	Galic	300.00	A/P - TSA
72761	12/21/2021	IRS Austin Service Center	110.00	A/P - IRS Levy
72762	12/21/2021	National Life Insurance Compan	332.10	A/P - ORP
72763	12/21/2021	National Life Insurance Compan	3,338.48	A/P - ORP
72764	12/21/2021	National Life Insurance Compan	3,380.00	A/P - TSA
72765	12/21/2021	Newport Trust Company	4,331.30	A/P - ORP
72766	12/21/2021	Newport Trust Company	1,000.00	A/P - TSA
72767	12/21/2021	Putnam Investments (TSA)	750.00	A/P - TSA
72768	12/21/2021	Yvonne V. Valdez Trustee	646.57	A/P - Bankruptcy
E0028150	12/2/2021	Janet M. Blanke	1,000.00	Contract Labor
E0028151	12/2/2021	Angie F. Britton	525.77	Travel
E0028152	12/2/2021	Carlos A. Garanzuay	236.52	Travel
E0028153	12/2/2021	Angelica A. Gomez-Johnson	41.00	Travel
E0028154	12/2/2021	Willie A. Herrera	252.00	Travel

**Del Mar College
Financial Record System
Bank 41 Colleague**

Disbursements for dates 12/01/2021 thru 12/31/2021

Check	Date	Payee	Amount	Description
E0028155	12/2/2021	Lenora I. Keas	79.52	Travel
E0028156	12/2/2021	Agustin Martinez, Jr.	45.36	Travel
E0028157	12/2/2021	Robert J. Mirabal	241.00	Travel
E0028158	12/2/2021		40.00	Non Faculty Stipend
E0028159	12/2/2021	Leonard Rivera	89.00	Travel
E0028160	12/2/2021	Michael C. Stineman	213.36	Travel
E0028161	12/2/2021	Melissa L. Stulve	32.00	Instructional Supplies
E0028162	12/2/2021	Kristina R. Wilson	112.00	Travel
E0028163	12/2/2021	Amazon.Com LLC	978.68	Library Books
E0028164	12/2/2021	Americo Fin & Annuity Ins Co	25.00	A/P - TSA
E0028165	12/2/2021	Amtech Solutions, Inc.	16,123.23	Consultants
E0028166	12/2/2021	Apple Computer Inc	17.50	Supplies - Other
E0028167	12/2/2021	Cardtronics USA Inc	1,100.00	Bank Expenses
E0028168	12/2/2021	Cintas Corporation	197.68	Contractors
E0028169	12/2/2021	Colonial Security Life Ins	47.01	A/P - Optional Life
E0028170	12/2/2021	Corpus Christi Athletic Club	123.42	Corpus Christi Athletic Club
E0028171	12/2/2021	Dearborn Real Estate	1,402.04	Online Services
E0028172	12/2/2021	Del Mar College Foundation	106.30	Foundation Contributions
E0028173	12/2/2021	Felix Diesel Service Inc	915.72	Repairs & Maintenance
E0028174	12/2/2021	Fisher Scientific Company LLC	404.40	Instructional Supplies
E0028175	12/2/2021	Gateway Printing & Office Supp	2,356.21	< 5,000 Furn and Fix Not Cap
E0028176	12/2/2021	Johnstone Supply	19.92	HVAC
E0028177	12/2/2021	Labatt Food Service LLC	2,129.01	Instructional Supplies
E0028178	12/2/2021	LK Jordan & Associates	4,431.78	Contract Labor
E0028179	12/2/2021	Metlife	112.50	A/P - TSA
E0028180	12/2/2021	Mira's Sports & More	2,408.75	Funds Held for Others
E0028181	12/2/2021	O'Reilly Auto Parts	187.88	Supplies - Automotive
E0028182	12/2/2021	Reliastar Life Insurance Co	75.00	A/P - TSA
E0028183	12/2/2021	Southern Computer Warehouse In	4,377.52	Supplies - Other
E0028184	12/2/2021	Waddell & Reed Fin Svcs	20.00	A/P - TSA
E0028185	12/7/2021	Larry D. Lee	3,375.00	Contract Labor
E0028186	12/7/2021	Robert T. Muilenburg	120.00	Funds Held for Other Additions
E0028187	12/7/2021	David Portillo	3,500.00	Performers - Cultural
E0028188	12/7/2021	ABM Industry Groups LLC	103,527.51	Contractors
E0028189	12/7/2021	Airgas USA	8,790.73	Instructional Supplies
E0028190	12/7/2021	Amazon.Com LLC	741.88	Office Supplies
E0028191	12/7/2021	Apple Computer Inc	72,280.00	< 5,000 Computer Not Cap INVT
E0028192	12/7/2021	Bird's Rubber Stamps	691.40	Office Supplies
E0028193	12/7/2021	Connection	3,297.92	< 5,000 Computer Not Cap INVT
E0028194	12/7/2021	Cummins Southern Plains	476.78	Supplies - Diesel
E0028195	12/7/2021	Ean Services Llc	106.67	Professional Development
E0028196	12/7/2021	Ellucian Company Lp	19,710.00	Maint Agree-Software
E0028197	12/7/2021	Ferguson Enterprises Inc	194.00	Plumbing

**Del Mar College
Financial Record System
Bank 41 Colleague**

Disbursements for dates 12/01/2021 thru 12/31/2021

Check	Date	Payee	Amount	Description
E0028198	12/7/2021	Fisher Scientific Company LLC	282.21	Instructional Supplies
E0028199	12/7/2021	Gateway Printing & Office Supp	3,930.63	< 5,000 Furn and Fix Not Cap
E0028200	12/7/2021	Grainger Inc	7,574.09	Supplies - Other
E0028201	12/7/2021	Johnstone Supply	330.23	HVAC
E0028202	12/7/2021	Labatt Food Service LLC	543.18	Food Supplies
E0028203	12/7/2021	Meeder Public Funds, Inc.	2,166.00	Consultants
E0028204	12/7/2021	Mi Casita Montessori School In	860.00	Childcare
E0028205	12/7/2021	Mira's Sports & More	912.00	Funds Held for Others
E0028206	12/7/2021	O'Reilly Auto Parts	13.48	Supplies - Automotive
E0028207	12/7/2021	RegisterBlast	1,143.50	Hobet Test
E0028208	12/7/2021	Safeguard System Inc	227.18	Repairs & Maintenance
E0028209	12/7/2021	Southern Tire Mart	2,812.36	Repairs & Maintenance
E0028210	12/7/2021	TSA Consulting Group Inc	750.00	Consultants
E0028211	12/7/2021	Victory Building Team	61,523.90	Const Cost - Contractors
E0028212	12/9/2021	Maria F. Barron	659.00	Federal
E0028213	12/9/2021	Veronica J. Delossantos	659.00	Federal
E0028214	12/9/2021	Angel Godinez	659.00	Federal
E0028215	12/9/2021	Jennifer J. Hernandez	659.00	Federal
E0028216	12/9/2021	Linda I. Ibarra	659.00	Federal
E0028217	12/9/2021	Felix Luna	659.00	Federal
E0028218	12/9/2021	Mrs. Renee K. Morris	659.00	Federal
E0028219	12/9/2021	Kenia H. Pineda	659.00	Federal
E0028220	12/9/2021	Rachel R. Reyes	659.00	Federal
E0028221	12/9/2021	Robert E. Rodriguez, Jr.	659.00	Federal
E0028222	12/9/2021	Alexis Vasquez	659.00	Federal
E0028223	12/9/2021	Ryan T. West	659.00	Federal
E0028224	12/9/2021	A-Auto Tech	7.00	Repairs & Maintenance
E0028225	12/9/2021	All Points Environmental LLC	2,390.00	Consultants
E0028226	12/9/2021	Apple Computer Inc	13,958.00	< 5,000 Computer Not Cap INVT
E0028227	12/9/2021	Bird's Rubber Stamps	31.00	Office Supplies
E0028228	12/9/2021	CC Lawn Pros, LLC	4,375.00	Contractors
E0028229	12/9/2021	Cintas Corporation	490.07	Instructional Supplies
E0028230	12/9/2021	City of Corpus Christi	122.41	Disposal Trash
E0028231	12/9/2021	Clampitt Paper Co of San Anton	444.75	Supplies - Other
E0028232	12/9/2021	Collier Johnson & Woods PC	69,784.84	Audit Fees
E0028234	12/9/2021	Concentra Medical Center	121.00	Employee Med Exam
E0028235	12/9/2021	Corpus Christi Freightliner	68.80	Repairs & Maintenance
E0028236	12/9/2021	Corpus Christi Golf Cars	3,723.15	Repairs & Maintenance
E0028237	12/9/2021	Corpus Christi Produce	222.47	Food Supplies
E0028238	12/9/2021	Ebsco Subscription Services	13,110.00	Library - Elec Resource
E0028239	12/9/2021	FastServ Supply Inc	8.00	Supplies - Other
E0028240	12/9/2021	Grainger Inc	335.97	Supplies - Other
E0028241	12/9/2021	Gulf Coast Paper Co Inc	898.90	Instructional Supplies

**Del Mar College
Financial Record System
Bank 41 Colleague**

Disbursements for dates 12/01/2021 thru 12/31/2021

Check	Date	Payee	Amount	Description
E0028242	12/9/2021	Labatt Food Service LLC	419.50	Instructional Supplies
E0028243	12/9/2021	LK Jordan & Associates	2,340.98	Contractors
E0028244	12/9/2021	Mira's Sports & More	926.00	Funds Held for Others
E0028245	12/9/2021	O'Reilly Auto Parts	453.17	Supplies - Automotive
E0028246	12/9/2021	Parchment LLC	3,691.25	Transcript Fee
E0028247	12/9/2021	Safeguard System Inc	633.75	Repairs & Maintenance
E0028248	12/9/2021	Terracon Consultants Inc	7,400.00	Const Cost - Architect Fees
E0028249	12/9/2021	Victory Building Team	108,860.83	Contract Labor
E0028250	12/14/2021	Andrea M. Avalos	231.84	Travel
E0028251	12/14/2021	Tyler A. Brownlee	728.00	Travel
E0028252	12/14/2021	Miah K. Cardoza	165.00	Funds Held for Other Additions
E0028253	12/14/2021	Benita I. Cruz	112.00	Travel
E0028254	12/14/2021	Franny L. Davis	210.00	Travel
E0028255	12/14/2021	Kiwana N. Denson	90.16	Travel
E0028256	12/14/2021	Juan F. Diaz	584.64	Travel
E0028257	12/14/2021	Hayden Forsythe	175.00	Funds Held for Other Additions
E0028258	12/14/2021	Alicia D. Hart	400.00	Contract Labor
E0028259	12/14/2021	Mary N. Heatherley	265.00	Funds Held for Other Additions
E0028260	12/14/2021	Mr. Daniel W. Korus	200.18	Travel
E0028261	12/14/2021	Scott Krall	400.00	Contract Labor
E0028262	12/14/2021	Walker L. Libbe	215.00	Funds Held for Other Additions
E0028263	12/14/2021	Andres A. Lopez, IV	165.00	Funds Held for Other Additions
E0028264	12/14/2021	Leslie P. Madden Hernandez	949.84	Contract Labor
E0028265	12/14/2021	Robert V. Marraro, Jr.	403.19	Travel
E0028266	12/14/2021	Nancy A. Phillips	202.00	Travel
E0028267	12/14/2021	Stefanie A. Salazar	188.00	Travel
E0028268	12/14/2021	Deborah P. Sanchez	30.00	Other General Expense
E0028269	12/14/2021	Aurelio A. Villarreal	300.00	Funds Held for Other Additions
E0028270	12/14/2021	ABM Industry Groups LLC	166.32	Contract Labor
E0028271	12/14/2021	Airgas USA	2,451.93	Instructional Supplies
E0028272	12/14/2021	Amazon.Com LLC	786.27	Instructional Supplies
E0028273	12/14/2021	Amtech Solutions, Inc.	4,325.22	Consultants
E0028274	12/14/2021	Apple Computer Inc	581.00	Supplies - Other
E0028275	12/14/2021	B & H Photo Video Pro Audio	374.95	Supplies - Other
E0028276	12/14/2021	Bumper to Bumper Easy CDL	2,349.10	Online Services
E0028277	12/14/2021	Carolina Biological Supply	152.55	Instructional Supplies
E0028278	12/14/2021	CC Lawn Pros, LLC	875.00	Contractors
E0028279	12/14/2021	CDWG LLC	51,687.60	Supplies - Other
E0028280	12/14/2021	Cintas Corporation	1,165.17	Contractors
E0028281	12/14/2021	City of Corpus Christi	7,383.73	Water
E0028282	12/14/2021	Freeit Data Solutions Inc	16,560.00	> 5,000 Computers Capitalized
E0028283	12/14/2021	Garda CL Southwest Inc	688.42	Security Services
E0028284	12/14/2021	Gateway Printing & Office Supp	482.00	Office Supplies

**Del Mar College
Financial Record System
Bank 41 Colleague**

Disbursements for dates 12/01/2021 thru 12/31/2021

Check	Date	Payee	Amount	Description
E0028285	12/14/2021	Grainger Inc	486.15	HVAC
E0028286	12/14/2021	Gulf Coast Paper Co Inc	11.00	Building Structure
E0028287	12/14/2021	Haworth Inc	8,609.56	Office Supplies
E0028288	12/14/2021	Koetter Fire Protection of Cor	4,580.00	Repairs & Maintenance
E0028289	12/14/2021	LK Jordan & Associates	4,636.02	Contract Labor
E0028290	12/14/2021	Made in Corpus Christi LLC	850.00	Consultants
E0028291	12/14/2021	Mira's Sports & More	737.36	Funds Held for Other Additions
E0028292	12/14/2021	Nueces Electric Cooperative	283.69	Electricity
E0028293	12/14/2021	O'Reilly Auto Parts	84.11	Supplies - Automotive
E0028294	12/14/2021	Rock Engineering & Testing	4,255.00	Consultants
E0028295	12/14/2021	SecureTech	1,138.50	Maint Agree-Software
E0028296	12/14/2021	SKC Communication Products LLC	1,964.26	Maint Agree-Software
E0028297	12/14/2021	South Texas Restaurant	226.48	Repairs & Maintenance
E0028298	12/14/2021	Southern Computer Warehouse In	1,458.92	< 5,000 Computer Not Cap INVT
E0028299	12/14/2021	Terracon Consultants Inc	11,408.64	Consultants
E0028300	12/14/2021	TK Elevator Corporation	115.79	Repairs & Maintenance
E0028301	12/14/2021	You Name It Specialties Inc	225.50	Production,Publications & Prom
E0028302	12/16/2021	Amanda M. Cisneros	380.80	Travel
E0028303	12/16/2021	Sarah L. Contreras	797.22	Travel
E0028304	12/16/2021	Franny L. Davis	49.93	Instructional Supplies
E0028305	12/16/2021	Amador R. Elizondo	276.08	Travel
E0028306	12/16/2021	Benita Flores-Munoz	95.76	Travel
E0028307	12/16/2021	Samuel Garcia	110.88	Travel
E0028308	12/16/2021	Robyn C. Haddick	144.00	Food & Beverage
E0028309	12/16/2021	Benjamin R. Hernandez	7.84	Travel
E0028310	12/16/2021	Nicole A. Kindzirsky	110.88	Travel
E0028311	12/16/2021	George P. Lister	391.44	Travel
E0028312	12/16/2021	Ms. Maria B. Lopez	80.00	Travel
E0028313	12/16/2021	Erinn C. McComb	200.00	Professional Development
E0028314	12/16/2021	Gary G. McKinny	60.48	Travel
E0028315	12/16/2021	George D. Obermiller	96.88	Travel
E0028316	12/16/2021	Judith S. Phillips	170.00	Travel
E0028317	12/16/2021	Alissa M. Ramirez	118.16	Travel
E0028318	12/16/2021	Gary D. Rivera	235.76	Travel
E0028319	12/16/2021	Angela M. Rodriguez	140.00	Travel
E0028320	12/16/2021	Rebecca Salinas	586.40	Travel
E0028321	12/16/2021	ABM Industry Groups LLC	154.44	Contract Labor
E0028322	12/16/2021	Airgas USA	35.67	Repairs & Maintenance
E0028323	12/16/2021	All Points Environmental LLC	1,141.00	Hazardous Waste
E0028324	12/16/2021	Altex Electronics	1,030.98	PC Maintenance Supplies
E0028325	12/16/2021	Amazon.Com LLC	222.77	Library - Repl Matls
E0028326	12/16/2021	Americo Fin & Annuity Ins Co	25.00	A/P - TSA
E0028327	12/16/2021	B & H Photo Video Pro Audio	46,617.12	< 5,000 Computer Not Cap INVT

**Del Mar College
Financial Record System
Bank 41 Colleague**

Disbursements for dates 12/01/2021 thru 12/31/2021

Check	Date	Payee	Amount	Description
E0028328	12/16/2021	CDWG LLC	2,332.00	Supplies - Other
E0028329	12/16/2021	City of Corpus Christi	26,253.10	Water
E0028330	12/16/2021	Colonial Security Life Ins	47.01	A/P - Optional Life
E0028331	12/16/2021	Corpus Christi Athletic Club	123.42	Corpus Christi Athletic Club
E0028332	12/16/2021	Deaf and Hard of Hearing Cente	1,575.00	Special POP Interpreter
E0028333	12/16/2021	Del Mar College Foundation	106.30	Foundation Contributions
E0028334	12/16/2021	Ean Services Llc	1,496.00	Travel
E0028335	12/16/2021	Felix Diesel Service Inc	10,310.96	Repairs & Maintenance
E0028336	12/16/2021	Fisher Scientific Company LLC	12.39	Instructional Supplies
E0028337	12/16/2021	Franklin Covey Client Sales In	1,711.62	Instructional Supplies
E0028338	12/16/2021	Gateway Printing & Office Supp	9,853.08	Office Supplies
E0028339	12/16/2021	Gensler	75,496.68	Contractors
E0028340	12/16/2021	Grainger Inc	1,784.42	HVAC
E0028341	12/16/2021	Graves Dougherty Hearon	420.00	Legal Fees
E0028342	12/16/2021	Henry Schein Inc	4,519.79	Instructional Supplies
E0028343	12/16/2021	Iconic Sign Group LLC	8,060.00	Advertising
E0028344	12/16/2021	Johnstone Supply	1,107.00	HVAC
E0028345	12/16/2021	Joint Review Committee on Educ	2,270.00	Accreditation Expense
E0028346	12/16/2021	Labatt Food Service LLC	6,464.93	Instructional Supplies
E0028347	12/16/2021	Metlife	112.50	A/P - TSA
E0028348	12/16/2021	Parchment LLC	3,392.75	Transcript Fee
E0028349	12/16/2021	Pepsi Cola Corpus Christi	887.83	Food Supplies
E0028350	12/16/2021	Reliastar Life Insurance Co	75.00	A/P - TSA
E0028351	12/16/2021	Rock Engineering & Testing	812.00	Consultants
E0028352	12/16/2021	Schneider Electric	6,630.00	Repairs & Maintenance
E0028353	12/16/2021	SecureTech	4,725.00	Consultants
E0028354	12/16/2021	Shi Government Solutions	2,557.00	Supplies - Other
E0028355	12/16/2021	Southern Computer Warehouse In	9,134.42	Supplies - Other
E0028356	12/16/2021	Southern Tire Mart	265.98	Repairs & Maintenance
E0028357	12/16/2021	Texas Book Company	336.00	Instructional Supplies
E0028358	12/16/2021	Texas Wilson Office Furniture	734.25	< 5,000 Furn and Fix Not Cap
E0028359	12/16/2021	TK Elevator Corporation	7,728.81	Repairs & Maintenance
E0028360	12/16/2021	Touchnet Information System	2,582.30	Student Ref Exp
E0028361	12/16/2021	Waddell & Reed Fin Svcs	20.00	A/P - TSA
E0028362	12/16/2021	Wittigs Office Interiors Inc	904.52	Office Supplies
E0028363	12/21/2021	Elizabeth A. Adamson	309.68	Travel
E0028364	12/21/2021	Jessica A. Alaniz	349.16	Travel
E0028365	12/21/2021	Duane D. Beadle	1,437.51	Travel
E0028366	12/21/2021	Patricia S. Benavides-Domingue	149.32	Travel
E0028367	12/21/2021	Tyler A. Brownlee	459.20	Travel
E0028368	12/21/2021	Epitacio Carpentier, Jr.	26.41	Instructional Supplies
E0028369	12/21/2021	Mark S. Escamilla	245.84	Travel
E0028370	12/21/2021	Samuel Garcia	55.44	Travel

**Del Mar College
Financial Record System
Bank 41 Colleague**

Disbursements for dates 12/01/2021 thru 12/31/2021

Check	Date	Payee	Amount	Description
E0028371	12/21/2021	Emily M. Gonzalez	260.96	Travel
E0028372	12/21/2021	Willie A. Herrera	215.04	Travel
E0028373	12/21/2021	Liana Joslin	105.84	Travel
E0028374	12/21/2021	George P. Lister	258.72	Travel
E0028375	12/21/2021	Ms. Maria B. Lopez	59.36	Travel
E0028376	12/21/2021	Erinn C. McComb	283.92	Travel
E0028377	12/21/2021	Robert P. Montez	222.88	Travel
E0028378	12/21/2021	Angela Pena	82.13	Travel
E0028379	12/21/2021		80.00	Non Faculty Stipend
E0028380	12/21/2021	Lisa A. Sherek	380.00	Childcare
E0028381	12/21/2021	Omar Villarreal	216.00	Travel
E0028382	12/21/2021	ABM Industry Groups LLC	142.56	Contract Labor
E0028383	12/21/2021	ACI Payments Inc	244.63	Bank Expenses
E0028384	12/21/2021	AGCM Inc	66,647.00	Manager
E0028385	12/21/2021	All Points Environmental LLC	700.00	Hazardous Waste
E0028386	12/21/2021	Amazon.Com LLC	1,307.27	Library Books
E0028387	12/21/2021	Americo Fin & Annuity Ins Co	25.00	A/P - TSA
E0028388	12/21/2021	Apple Computer Inc	71.00	Instructional Supplies
E0028389	12/21/2021	B & H Photo Video Pro Audio	11,949.74	Instructional Supplies
E0028390	12/21/2021	Baxter Healthcare Corporation	150.00	Software Desk Lic Fees
E0028391	12/21/2021	Bird's Rubber Stamps	427.70	Supplies - Other
E0028392	12/21/2021	Cintas Corporation	1,074.82	Contractors
E0028393	12/21/2021	City of Corpus Christi	16,582.50	Water
E0028394	12/21/2021	Clampitt Paper Co of San Anton	295.91	Supplies - Other
E0028395	12/21/2021	Colonial Security Life Ins	246.42	A/P - Optional Life
E0028396	12/21/2021	Cornell Smith Mierl Brutocao B	280.00	Legal Fees
E0028397	12/21/2021	Corpus Christi Athletic Club	2,544.96	Corpus Christi Athletic Club
E0028398	12/21/2021	Corpus Christi Golf Cars	314.43	Repairs & Maintenance
E0028399	12/21/2021	Corpus Christi Produce	147.67	Food Supplies
E0028400	12/21/2021	Culligan Water Conditioning	444.85	Instructional Supplies
E0028401	12/21/2021	Dearborn Real Estate	2,215.08	Online Services
E0028402	12/21/2021	Del Mar College Foundation	3,314.42	Grants & Contracts
E0028403	12/21/2021	Everest Water and Coffee LLC	140.00	Food Supplies
E0028404	12/21/2021	FastServ Supply Inc	1,030.40	Supplies - Other
E0028405	12/21/2021	Felix Diesel Service Inc	11,659.26	Repairs & Maintenance
E0028406	12/21/2021	Ferguson Enterprises Inc	2,094.35	Plumbing
E0028407	12/21/2021	Fisher Scientific Company LLC	229.59	Instructional Supplies
E0028408	12/21/2021	Garda CL Southwest Inc	40.64	Security Services
E0028409	12/21/2021	Gateway Printing & Office Supp	1,035.65	< 5,000 Furn and Fix Not Cap
E0028410	12/21/2021	Grainger Inc	666.45	Supplies - Other
E0028411	12/21/2021	Henry Schein Inc	499.06	Instructional Supplies
E0028412	12/21/2021	Jefferson National Life	2,004.89	A/P - ORP
E0028413	12/21/2021	Johnstone Supply	9.75	HVAC

**Del Mar College
Financial Record System
Bank 41 Colleague**

Disbursements for dates 12/01/2021 thru 12/31/2021

Check	Date	Payee	Amount	Description
E0028414	12/21/2021	LK Jordan & Associates	5,645.73	Contract Labor
E0028415	12/21/2021	Metlife	4,001.78	A/P - ORP
E0028416	12/21/2021	National Association of Public	375.00	Memberships & Dues
E0028417	12/21/2021	Reliastar Life Insurance Co	1,358.42	A/P - ORP
E0028418	12/21/2021	Safeguard System Inc	1,822.50	Other General Expense
E0028419	12/21/2021	SAS Institute Inc	1,060.00	Software Desk Lic Fees
E0028420	12/21/2021	Shi Government Solutions	41,085.60	< 5,000 Computer Not Cap INVT
E0028421	12/21/2021	Southern Computer Warehouse In	38,331.33	< 5,000 Computer Not Cap INVT
E0028422	12/21/2021	Southern Tire Mart	1,326.56	Repairs & Maintenance
E0028423	12/21/2021	USAA Annuity Life Insurance Co	1,476.52	A/P - ORP
E0028424	12/21/2021	Victory Capital Advisers Inc	7,954.57	A/P - ORP
E0028425	12/21/2021	Waddell & Reed Fin Svcs	7,307.64	A/P - ORP
E0028426	12/21/2021	You Name It Specialties Inc	3,344.07	Supplies - Other
Total:			\$ 6,819,242.55	

Del Mar College
Financial Record System
Checks Over 10,000

Disbursements for dates 12/01/2021 thru 12/31/2021

Check	Date	Payee	Amount	Description
72500	12/2/2021	Nueces County	\$ 70,060.40	Tax Assessing & Collecting
72508	12/2/2021	Rio Roofing Inc	665,080.75	Const Cost - Contractors
72538	12/7/2021	Marshall Company	111,150.00	Const Cost - Contractors
72555	12/9/2021	Association of Community	11,702.20	Consultants
72570	12/9/2021	Laerdal Medical Corp	26,346.04	> 5,000 Equipment Capitalized
72573	12/9/2021	Nueces County	13,802.43	Tax Assessing & Collecting
72603	12/14/2021	Ardurra Group, Inc	80,750.00	Consultants
72613	12/14/2021	Fulton Coastcon a Joint Ventur	3,442,873.15	Contractors
72625	12/14/2021	Library Design Systems Inc	90,700.00	Contractors
72629	12/14/2021	Port Enterprises Ltd	392,539.20	Const Cost - Contractors
72630	12/14/2021	QLess Inc	17,466.55	IT License Fees
72633	12/14/2021	Smarterservices LLC	10,237.50	Software Desk Lic Fees
72639	12/14/2021	U S Bank National Association	12,016.53	Fuel/Oil
72646	12/16/2021	Allied Universal Security Serv	97,538.47	Security Services
72679	12/16/2021	Software One Inc	24,845.00	Consultants
72702	12/21/2021	Anthology Inc	20,639.08	< 5,000 Software Not Cap INVT
72703	12/21/2021	AP Tools LLC	39,641.00	> 5,000 Equipment Capitalized
72713	12/21/2021	Columbia Advisory Group LLC	60,690.18	< 5,000 Computer Not Cap INVT
72730	12/21/2021	IBM Corporation	15,836.00	Software Desk Lic Fees
72734	12/21/2021	Layer 3 Communications LLC	48,450.00	Maint Agree-Equip
72747	12/21/2021	San Antonio Area Plumbers & Pi	51,040.00	Consultants
72751	12/21/2021	Texas Automation Systems Ll	13,885.59	Contract Labor
72753	12/21/2021	Time Warner Cable	10,174.44	Telephone
E0028165	12/2/2021	Amtech Solutions, Inc.	16,123.23	Consultants
E0028188	12/7/2021	ABM Industry Groups LLC	103,527.51	Contractors
E0028191	12/7/2021	Apple Computer Inc	72,280.00	< 5,000 Computer Not Cap INVT
E0028196	12/7/2021	Ellucian Company Lp	19,710.00	Maint Agree-Software
E0028211	12/7/2021	Victory Building Team	61,523.90	Const Cost - Contractors
E0028226	12/9/2021	Apple Computer Inc	13,958.00	< 5,000 Computer Not Cap INVT
E0028232	12/9/2021	Collier Johnson & Woods PC	69,784.84	Audit Fees
E0028238	12/9/2021	Ebsco Subscription Services	13,110.00	Library - Elec Resource
E0028249	12/9/2021	Victory Building Team	108,860.83	Contract Labor
E0028279	12/14/2021	COWG LLC	51,687.60	Supplies - Other
E0028282	12/14/2021	Freeit Data Solutions Inc	16,560.00	> 5,000 Computers Capitalized
E0028299	12/14/2021	Terracon Consultants Inc	11,408.64	Consultants
E0028327	12/16/2021	B & H Photo Video Pro Audio	46,617.12	< 5,000 Computer Not Cap INVT
E0028329	12/16/2021	City of Corpus Christi	26,253.10	Water
E0028335	12/16/2021	Felix Diesel Service Inc	10,310.96	Repairs & Maintenance
E0028339	12/16/2021	Gensler	75,496.68	Contractors
E0028384	12/21/2021	AGCM Inc	66,647.00	Manager
E0028389	12/21/2021	B & H Photo Video Pro Audio	11,949.74	Instructional Supplies
E0028393	12/21/2021	City of Corpus Christi	16,582.50	Water
E0028405	12/21/2021	Felix Diesel Service Inc	11,659.26	Repairs & Maintenance
E0028420	12/21/2021	Shi Government Solutions	41,085.60	< 5,000 Computer Not Cap INVT
E0028421	12/21/2021	Southern Computer Warehouse In	38,331.33	< 5,000 Computer Not Cap INVT
Total:			\$ 6,230,932.35	

Regular Agenda

Item 4

DMC
DEL MAR COLLEGE
VICE PRESIDENT AND CHIEF ACADEMIC OFFICER

TO: Dr. Mark Escamilla, President and CEO
FROM: Dr. Jonda Halcomb, Vice President and Chief Academic Officer
DATE: January 20, 2022



SUBJECT: Recommendation for Professor Emeritus Status for Mr. Ken Rosier

In accordance with Board Policy 5.33 and its subsections, the Faculty Council received a request for consideration of Professor Emeritus status for Mr. Kenneth V. Rosier. During the meeting on December 3, 2021, the Faculty Council members reviewed the supporting documentation that included Mr. Rosier's eligibility for this designation, the nomination by the Department Chair, and endorsement by the Dean. The Council supported the nomination and voted unanimously in favor of the motion. The nomination packet was forwarded to me for review.

Mr. Rosier provided over 32 years of service to the College as a faculty member of the Art Program and later as the chairperson over the Department of Art and Drama. During his tenure at the College, he demonstrated distinguished leadership and notable dedication to our students, the College, the community, and the field of Art. Therefore, I highly recommend conferral of the Professor Emeritus status for Mr. Kenneth V. Rosier. Thank you for your review and consideration of presenting this prestigious honor for Mr. Rosier to the Board of Regents as per policy for granting authority by means of appropriate resolution.

Attachments: Board Policy on Emeritus Status, B5.33
Supporting Documentation for the Professor Emeritus Recommendation

B5.33 Emeritus Status: Full-time members of the faculty and administration may be considered for emeritus status according to the following guidelines.

B5.33.1 Purpose: This policy is designed to provide a method of special recognition to faculty and administrators for outstanding service, significant contribution to higher education, meritorious teaching, and/or special honors bestowed by a renowned organization.

B5.33.2 Eligibility: To be eligible for consideration of emeritus status, a member of the faculty or administration must meet or exceed the following:

B5.33.2.1 Retire from Del Mar College with retirement to be as defined in the Texas State College and University Employee Uniform Benefits Program, created by the provision of Senate Bill 95, Acts of the 65th Legislature Regular Session, 1977.

B5.33.2.2 Hold faculty or administrative rank, or both, at the time of retirement.

B5.33.2.3 Have served the College as a full-time member of the faculty and/or administration for at least ten years, demonstrating distinction in the performance of all fundamental responsibilities of faculty (B6.3 and B6.4) or their equivalent for administrative programs.

B5.33.2.4 The Chief Executive Officer (CEO) of the College shall decide on questioned eligibility in cases not covered by the guidelines.

B5.33.3 Emeritus Titles: Emeritus title to be conferred shall be as follows:

B5.33.3.1 Administration: The title of the position held by the eligible administrator shall determine the emeritus title.

B5.33.3.2 Faculty: The title of an eligible faculty member shall be the title of the rank held at the time of retirement, for example, Professor Emeritus. A faculty member also holding an administrative title (such as Department Chair) may be honored by the use of the administrative title as well as Professor Emeritus.

A5.33.4 Procedures and Guidelines for Emeritus Status Award: Consideration for approval of emeritus status shall originate with the next higher authority above the retiree. The following guidelines will apply:

A5.33.4.1 Faculty Members:

A5.33.4.1.1 Procedure: Consideration for emeritus status shall originate with nomination by the next higher administrative authority above the candidate, or by at least three colleagues within the candidate's Division. The following guidelines shall apply:

A5.33.4.1.1.1 It shall be the responsibility of the Chief Academic Officer (CAO) to monitor nominations for emeritus status of faculty, to apply the guidelines for eligibility, and to oversee the review and approval process for emeritus awards.

A5.33.4.1.1.2 Within one year after an eligible faculty member's retirement, the immediate supervisor or three colleagues within the same Division shall propose the candidate's nomination to the Dean of the Division (or next higher authority), and document the candidate's eligibility to receive the award.

A5.33.4.1.1.3 The Dean (or next higher authority) shall review the nomination and send it, with the proper documentation supporting the candidate's eligibility, to the Faculty Council, indicating to recommend or not to recommend. The Council shall, in turn, weigh the merits of each candidate, apply the eligibility guidelines, and by majority vote recommend or not recommend a candidate for emeritus status.

A5.33.4.1.1.4 The Council's recommendation, along with the Dean's recommendation, and all documentation, shall be sent to the CAO for review. The CAO shall review the information and send it with his or her recommendation to the CEO.

A5.33.4.1.1.5 The CEO shall review the forwarded documentation and make the final recommendation to the Board of Regents to confer emeritus status to the candidate. The Board of Regents shall be the granting authority by means of appropriate resolution.

A5.33.4.1.2 Guidelines : Guidelines used to evaluate a faculty member's eligibility for the award of emeritus status must include documentation of distinction shown in the performance of all fundamental responsibilities of faculty over the span of the faculty member's career. Such performance could include, but is not limited to, the following:

A5.33.4.1.2.1 Distinction in professional practice includes exhibiting outstanding teaching, librarianship, or counseling performance and assessment of student learning; serving as a mentor to colleagues; developing new instructional techniques, courses, forms of educational delivery, or relevant services; demonstrating recognized leadership in the professional area through awards given by the College and/or professional organizations; publications, scholarship, or comparable achievements; or providing outstanding service to students through tutoring, mentoring, advising, and sponsoring student organizations.

A5.33.4.1.2.2 Distinction in educational growth includes a record of continuous self-improvement and development via formal coursework, scholarship or comparable achievements, or other professional development opportunities.

A5.33.4.1.2.3 Distinction in institutional and community service is demonstrated by substantial accomplishments in academic advising, marketing, and recruiting for the faculty's program area; significant program, department, and College committee work, including leadership roles; and/or work with and recognition by community organizations for contributions by the emeritus candidate which improve the community and promote the College mission.

A5.33.4.2 Administrators

A5.33.4.2.1 Procedures and Guidelines: Consideration for approval of emeritus status shall originate with the next higher authority above the candidate. The following guidelines will apply:

A5.33.4.2.1.1 It shall be the responsibility of the appropriate Vice President to monitor requests for emeritus status of administrators and faculty and request the CAO to convene the Instructional and Student Development Council in order to apply the guidelines for eligibility. Recommendations and/or comments from the candidate's Chair or supervisor shall be addressed to the Council.

A5.33.4.2.1.2 The Council shall weigh the merits of each candidate, apply the eligibility criteria, and by majority vote recommend or not recommend each candidate for emeritus status. If the majority vote is to not recommend or if the candidate does not meet the eligibility criteria, no further action will be taken.

A5.33.4.2.1.3 If the majority vote is to recommend and the candidate is eligible, the Council shall recommend conferring of emeritus status through the appropriate Vice President. The channel of recommendations shall be from the Council to the appropriate Vice President, from the Vice President to the CEO, and from the CEO to the Board of Regents. The Board of Regents shall be the granting authority by means of appropriate resolution.

A5.33.5 Perquisites: Perquisites accruing to the candidate awarded emeritus status by the Board of Regents shall include the following:

A5.33.5.1 Listing in the emeritus section of the College Catalog.

A5.33.5.2 Listing in the Del Mar College Faculty-Staff Directory, if requested by the emeritus awardee.

A5.33.5.3 Inclusion of the emeritus awardee's name on College mailing lists for publications and notices of interest.

A5.33.5.4 A framed copy of the Board of Regents' resolution conferring emeritus status.

A5.33.5.5 A permanent identification card which shall identify the designated emeritus status.

A5.33.5.6 When available and if the emeritus awardee continues to work for the College after retirement, office space, full e-mail access, and a reserved parking space.

A5.33.5.7 Invitations for the emeritus awardee to participate in College commencement ceremonies and other relevant recognition activities.

From:
To:
Subject:
Date:
Attachments:

Cindy

Cynthia Bridges, Ph.D.
Dean, Communications, Fine Arts, and Social Sciences
General Academic Building, C318
361-698-1647
cbridges@delmar.edu

Del Mar College | Heritage Campus
101 Baldwin Blvd | Corpus Christi, TX 78404
delmar.edu

Begin forwarded message:

From: Paul Gottemoller <pgottemo@delmar.edu>
Subject: Re: Ken Rosier's Emeritus Paperwork
Date: December 6, 2021 at 7:10:37 AM CST
To: Cynthia Lynn Bridges <cbridges@delmar.edu>

Cindy,

The Faculty Council unanimously voted to approve Ken's nomination for emeritus recognition.

Best,

Dr. Paul G. Gottemoller, Ph.D.
Associate Professor of Political Science
Department of Social Sciences
Del Mar College
General Academic and Music Building C317E
(361) 698-1698

From: Cynthia Lynn Bridges
Sent: Wednesday, December 1, 2021 3:41 PM
To: Paul Gottemoller
Subject: Re: Ken Rosier's Emeritus Paperwork

Great!
Thanks so much,
Cindy

Cynthia Bridges, Ph.D.
Dean, Communications, Fine Arts, and Social Sciences
General Academic Building, C318
361-698-1647
cbridges@delmar.edu

Del Mar College | Heritage Campus
101 Baldwin Blvd | Corpus Christi, TX 78404
delmar.edu



On Dec 1, 2021, at 2:31 PM, Paul Gottemoller <pgottemo@delmar.edu> wrote:

He is on the schedule for Friday!

Best,

Dr. Paul G. Gottemoller, Ph.D.
Associate Professor of Political Science
Department of Social Sciences
Del Mar College
General Academic and Music Building C317E
(361) 698-1698

From: Cynthia Lynn Bridges
Sent: Wednesday, December 1, 2021 9:26 AM
To: Paul Gottemoller
Cc: Jonda Halcomb; Maria Guerra; Michael Frederick
Subject: Fwd: Ken Rosier's Emeritus Paperwork

Dear Paul,

I have received the paperwork for the appointment of Ken Rosier to Professor Emeritus. It is attached below. Further, I fully support this nomination. I hope that it is not too late to get this on the December agenda for Faculty Council as his retirement occurred last December.

Thanks so much for your help.
Cindy

Cynthia Bridges, Ph.D.
Dean, Communications, Fine Arts, and Social Sciences
General Academic Building, C318
361-698-1647
cbndges@delmar.edu

Del Mar College | Heritage Campus
101 Baldwin Blvd | Corpus Christi, TX 78404
delmar.edu

From: Cynthia Lynn Bridges
Sent: Wednesday, December 1, 2021 9:26 AM
To: Paul Gottemoller
Cc: Jonda Halcomb; Maria Guerra; Michael Frederick
Subject: Fwd: Ken Rosier's Emeritus Paperwork
Attachments: Screen Shot 2021-09-01 at 9.42.22 AM.png; Untitled attachment 00114.htm; Outlook-0zmkgsc5.png; Untitled attachment 00117.htm; Ken Rosier Letter of Recommendation for Emeritus Status.docx; Untitled attachment 00120.htm; Ken Rosier Eligibility Criteria for Emeritus Status.docx; Untitled attachment 00123.htm

Dear Paul,

I have received the paperwork for the appointment of Ken Rosier to Professor Emeritus. It is attached below. Further, I fully support this nomination.

I hope that it is not too late to get this on the December agenda for Faculty Council as his retirement occurred last December.

Thanks so much for your help,
Cindy

Cynthia Bridges, Ph.D.
Dean, Communications, Fine Arts, and Social Sciences
General Academic Building, C318
361-698-1647
cbridges@delmar.edu

Del Mar College | Heritage Campus
101 Baldwin Blvd | Corpus Christi, TX 78404
delmar.edu

Emeritus Committee:

It is with great honor that I recommend Professor Ken Rosier for consideration for Professor Emeritus status. Professor Rosier was not only an exemplary teacher, mentor and professional artist, but he contributed immeasurably to Del Mar College through his artistic/scholarly work, his service to the college, Art department, and community, and through his dedication to the field of Art.

Professor Rosier earned his Bachelor of Fine Arts in Ceramics and Drawing (BFA) from Wichita State University in 1977 and Master of Fine Arts in Ceramics and Sculpture (MFA) from University of North Texas in 1980. He began his college teaching career at Bee County College teaching Ceramics, Sculpture, Drawing and serving as Gallery Director from 1982-1988. He joined the Del Mar College Art Department in 1988 as an Assistant Professor in Ceramics where he helped design and equip the new ceramics studio for the soon to be completed Fine Arts Center. Professor Rosier's ceramics class was consistently one of the most sought-after sections in the arts core and during his open lab hours you were sure to find a hive of students learning the craft. His student evaluations were always positive and comments always reflected him as an excellent teacher who conducted an exceptional class.

As a popular teacher Ken was able to mentor and advise hundreds of student artists, many of whom are still academically or professionally involved in their craft today. Early in his tenure with the college Ken, as faculty sponsor of the Student Art Association, was instrumental in establishing the popular Be-Bop Bowl fundraiser. Over several decades the event raised thousands of dollars that benefited the art students with travel opportunities and scholarship awards. Ken also established the Student Art Show allowing students to showcase their art for the benefit of the college community. Professor Rosier always put the students first and foremost in his work for the college.

Professor Rosier continued to improve his teaching and leadership skills through workshops offered at Texas Association of Schools of Art (TASA) and the National Association of Schools of Art and Design (NASAD) annual conferences. Ken's leadership guided the Art Program through two successful self-studies involving the National Association of Schools of Art and Design (NASAD) accreditation process. He helped craft the extensive documents and chaired the arduous, multi-year process which resulted in the awarding of positive status for the Del Mar Art Program in 2006 and 2016.

A list of Professor Rosier's accomplishments include:

- 1) Established the annual Student Art Association Field Trip to Gruene, Tx to attend the Texas Clay Festival
- 2) Exhibited in over 125 gallery and museum exhibitions since 1976
- 3) Student Art Association Faculty Advisor 1988-2002
- 4) Promotion to Associate Professor in 1993-1999
- 5) Faculty liaison for Del Mar Art Program's hosting of the Annual CCISD State of the Art Student Exhibitions
- 6) Provided leadership in the Department's participation and hosting of Martin Middle School Explorers Group in providing hands on workshops in Art and Drama Careers.
- 7) Promotion to Professor 1999-2000
- 8) Named Chairperson of the Department of Art and Drama 2004-2021
- 9) Professional Works in Institutional Collections:
 - Art Museum of South Texas, Corpus Christi, Texas
 - University Art Collection, Arizona State University, Tempe, Arizona
 - Museum of Fine Art, University of Oklahoma, Norman, Oklahoma
 - University Union Permanent Collection, Denton, Texas
 - University of North Texas School of Art Permanent Collection, Denton, Texas

As a testament to Ken as a teacher, colleague, and artist, I wanted to share a story. For several years the Del Mar College Art Program had been in discussion with Joseph Cain's family to host a retrospective of Joe's work. Joseph Cain was a titan in the Corpus Christi art community and chairperson of the department of art from 1969-1980. The Fine Art Gallery on the Heritage Campus is named in his honor. The exhibition was planned for the fall of 2020 and as you know the college was in a virtual lockdown with Covid-19 protocols, but Ken felt it was imperative that the art program host the show to honor the commitment to the Cain family and to the memory of Joe himself.

He took it upon himself in securing, gathering, curating, installing and lighting 106 pieces of Joe Cain's artwork in a spectacular salon style exhibition. Unfortunately, few patrons were able to view the work in the gallery because of the protocols but I encourage you to search for the Joseph Cain Gallery on the Del Mar College website to view the video of the exhibit.

It is evident that Professor Rosier meets and exceeds the guidelines as set forth by the policy for Emeritus Status. Again, Ken Rosier has my highest recommendation for your consideration to receive Professor Emeritus status at Del Mar College.

Sincerely,
Kim Frederick
Chair, Department of Art and Drama

Eligibility Criteria for Emeritus Status – Ken Rosier

B5.33.2 Eligibility: To be eligible for consideration of emeritus status, a member of the faculty or administration must meet or exceed the following:

B5.33.2.1 Retire from Del Mar College with retirement to be as defined in the Texas State College and University Employee Uniform Benefits Program, created by the provision of Senate Bill 95, Acts of the 65th Legislature Regular Session, 1977.

Yes

B5.33.2.2 Hold faculty or administrative rank, or both, at the time of retirement.

Yes, Professor

B5.33.2.3 Have served the College as a full-time member of the faculty and/or administration for at least ten years, demonstrating distinction in the performance of all fundamental responsibilities of faculty (B6.3 and B6.4) or their equivalent for administrative programs.

Yes, 33 years full-time

A5.33.4.1.2 Guidelines: Guidelines used to evaluate a faculty member's eligibility for the award of emeritus status must include documentation of distinction shown in the performance of all fundamental responsibilities of faculty over the span of the faculty member's career. Such performance could include, but is not limited to, the following:

A5.33.4.1.2.1 Distinction in professional practice includes exhibiting outstanding teaching, librarianship, or counseling performance and assessment of student learning

Yes. Student evaluations remained high throughout his career.

serving as a mentor to colleagues;

Yes, Ken has assisted and counseled many young art and drama department professors

developing new instructional techniques, courses, forms of educational delivery, or relevant services;

Yes, numerous activities to engage students and increase student learning.

demonstrating recognized leadership in the professional area through awards given by the College and/or professional organizations;

Yes, exhibited professional artwork at several area and regional galleries and museums.

; publications, scholarship, or comparable achievements;

Yes, numerous service projects with the Student Art Association throughout the community.

or providing outstanding service to students through tutoring, mentoring, advising, and sponsoring student organizations.

Yes, served as faculty sponsor of the Student Art Association. Led these students through many service and service-learning functions, mentored and counseled students and spent many hours with them.

A5.33.4.1.2.2 Distinction in educational growth includes a record of continuous self-improvement and development via formal coursework, scholarship or comparable achievements, or other professional development opportunities.

Yes, maintained a strong commitment to the Texas Association of Schools of Art (TASA) and to the National Association of Schools of Art and Design (NASAD).

A5.33.4.1.2.3 Distinction in institutional and community service is demonstrated by substantial accomplishments in academic advising, marketing, and recruiting for the faculty's program area

For over three decades Ken worked diligently at the potter's wheel to provide thousands of vases, vessels, bowls, cups, saucers and knick-knacks for the Student Art Associations Annual Be-Bop Bowl fundraisers. These funds provided travel and scholarship monies for DMC Art Students

significant program, department, and College committee work, including leadership roles


Yes, served on several department committees and led many, many art and drama program initiatives.

and/or work with and recognition by community organizations for contributions by the emeritus candidate which improve the community and promote the College mission.

Yes, provided experience and expertise in several community organizations and educational entities.

Regular Agenda

Item 5

TO: Mark Escamilla, Ph.D., President of the College
FROM: Raul Garcia, CPA, Vice President and Chief Financial Officer 
DATE: February 1, 2022
SUBJECT: Board Agenda: Quarterly Investment Report

SUMMARY:

Ms. Linda Patterson will present the College's Quarterly Investment Report for the period ending November 30, 2021.

BACKGROUND:

In accordance with the Public Funds Investment Act (PFIA), the College's quarterly and annual investment reports are submitted to the Board of Regents for review and approval.

STAFF RECOMMENDATION:

It is recommended that the Board approve the College's Quarterly Investment Report for the period ending November 30, 2021.

LIST OF SUPPORTING DOCUMENTS:

1. PowerPoint Presentation of Del Mar College Quarterly Investment Report for the period ending November 30, 2021.
2. Del Mar College Quarterly Investment Report for the period ending November 30, 2021.

Action Item: Discussion and possible action regarding the College's Quarterly Investment Report for the period ending November 30, 2021.



Quarterly Investment Report

PREPARED FOR DEL MAR COLLEGE

PRESENTED BY LINDA PATTERSON
FEBRUARY 1, 2022



**PATTERSON
& ASSOCIATES**

A MEEDER INVESTMENT MANAGEMENT COMPANY

WITH YOU. FOR YOU.

New Year – Same Problems

Nineteen months into the pandemic has not stopped the US economy. It is exhibiting clear signs of improvement although risks remain including new strains of the virus.

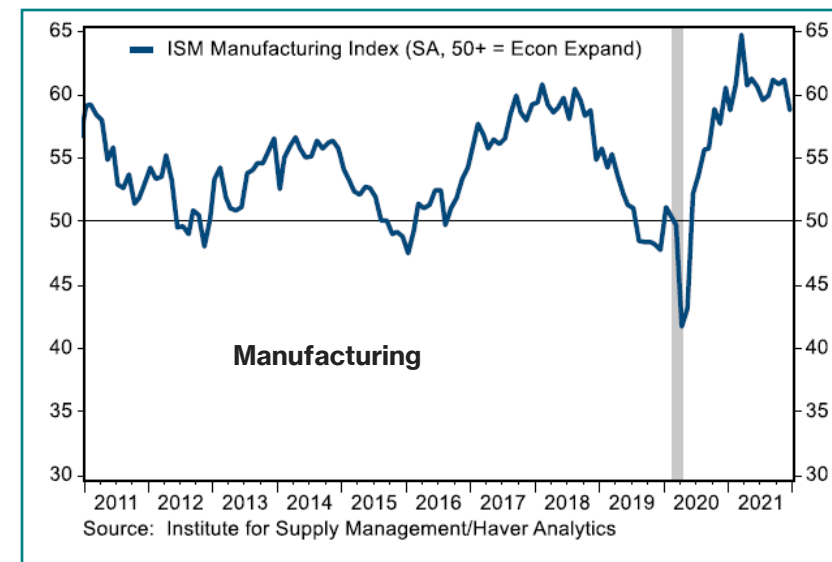
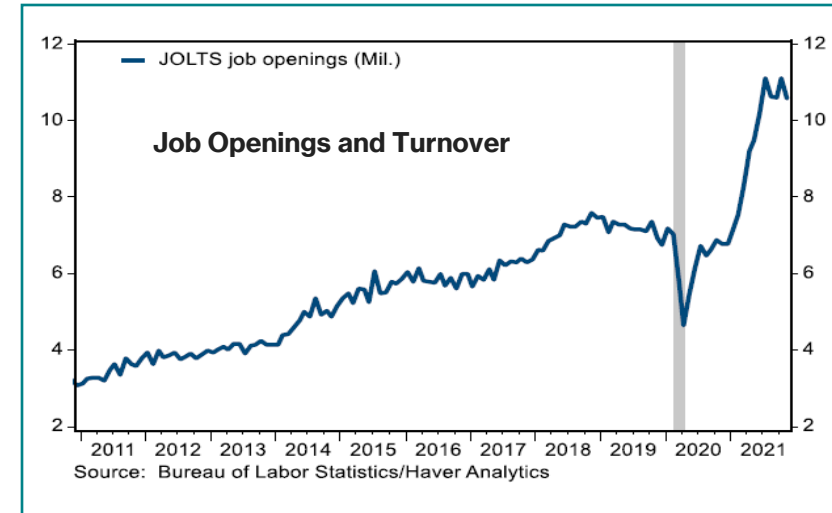
At the start of 2021 growth was robust as businesses re-opened. But by 3Q growth had once again slowed as trillions in support programs were withdrawn and supply chains remained kinked. But the newly revised 3Q GDP shows an economy growing at a 2.3% level and each revision has been revised higher indicating solid growth.

Jobs remain a quandary. Employers have posted 10.6M openings in November and while that is huge in itself, this marks the six straight month job vacancies have topped 10M. Surveys show workers are quitting do to health concerns, more competitive salaries, a better work-life balance or childcare needs with schools remaining virtual.

Supply chains have started to unwind and with that US manufacturing strength continues to climb back.

The consumer also did not disappoint in her Christmas shopping splurge the sales showed a year-over-year increase of 13.7%. Some of this is due likely on an overall personal income increase of 7.4% year-over-year.

Congress is promoting more stimulus and a new \$68B bill has been introduced for covid relief for small business. Knowing that those businesses received \$5.7T over the past 22 months, and with GDP firmly in the black one has to question the reason for more support. Is it motivated for business or the mid-term elections?



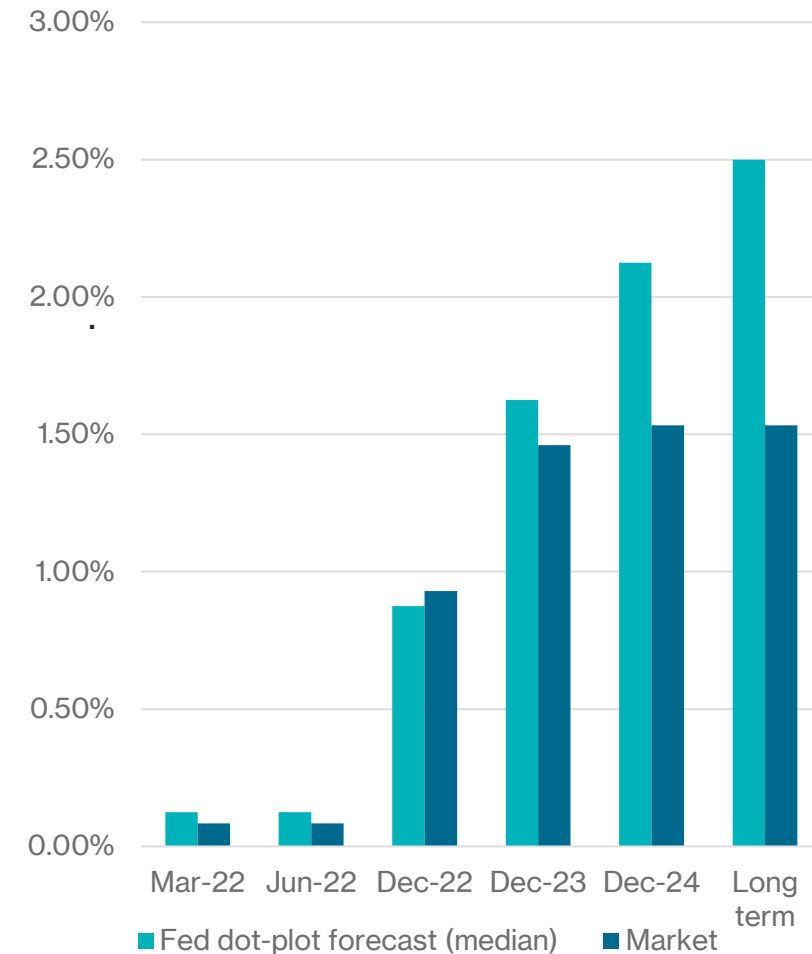
Global Recovery at the Mercy of Covid

The Federal Reserve is clearly been challenged to control inflation and as the December FOMC minutes clearly indicated they will due so by pulling back on the very generous accommodation presented during the pandemic.

There is no pre-set agenda or calendar for their actions and they will remain strongly data dependent but the minutes are clear. The FOMC indicates that inflation needs to be cooled and they have a comfort level with raising Fed Funds sooner and quicker rather than later. The *dot plot* shows some Governors anticipating up to 4 rate hikes in 2022 but 5 indicate two hikes. Somewhere in between lies the future. Much will depend on the pace at which inflation cools.

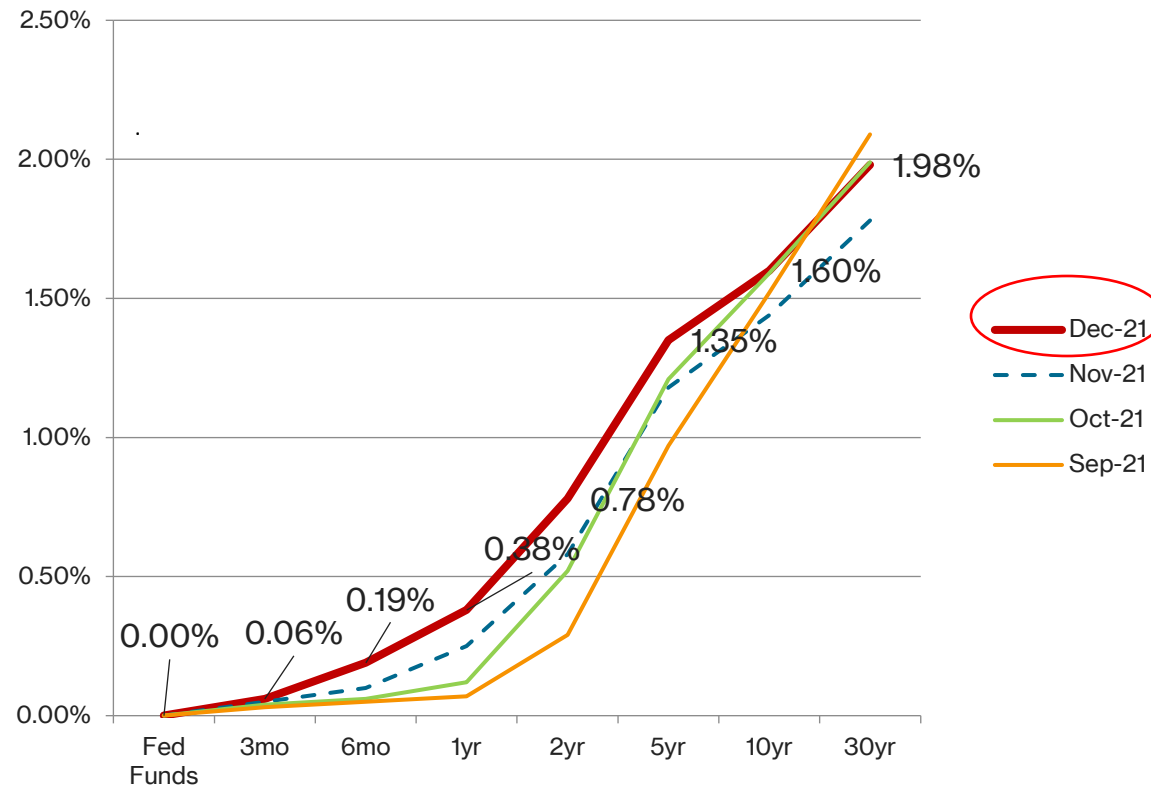
The monetary punch bowl is also being taken away. An unusual aggressive approach to reducing the Fed's balance sheet is under serious discussion. The balance sheet has ballooned from \$4.2T before the pandemic to \$8.7T by December 2021. The December minutes stated that *"Some participants noted that it could be appropriate to begin to reduce the size of the Federal Reserve's balance sheet relatively soon after beginning to raise the federal funds rate."*

This combination of these challenges might indicate that the Fed will use the balance sheet in combination with the Fed Funds rate in the future.



The Fed's Planned Taper has Its Uplifting Effect

- The curve has jumped up markedly reacting to the taper plans and possible rate hikes from the Fed to begin in January.
- The curve may continue to show a move higher as the Fed starts its move and inflation remains high.
- The recognition that inflation is not temporary has the market moving on fears that it must be halted.
- Investors are anticipating a much earlier move by the Fed on overnight rates. Perhaps even early second quarter.



End of Month Rates - Full Yield Curve - Fed Funds to 30yr



Portfolio Review



PATTERSON
& ASSOCIATES

A MEEDER INVESTMENT MANAGEMENT COMPANY

Current Portfolio

Del Mar College portfolio as of 11/30/2021

Your Portfolio

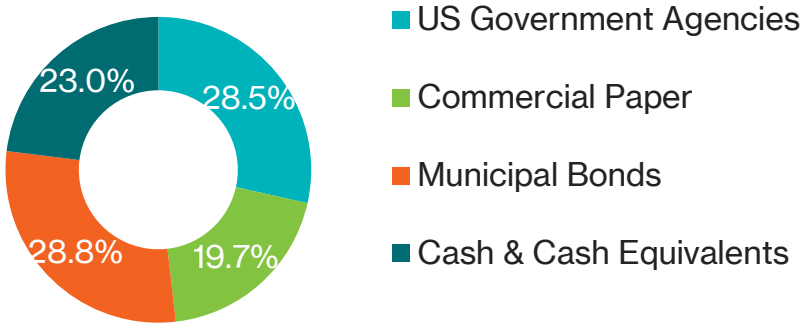
Cash	\$44,481,139
Securities	\$148,524,218
Total Portfolio	\$193,005,358

Weighted Average Maturity	1.257 years
Weighted Average Yield	0.336%

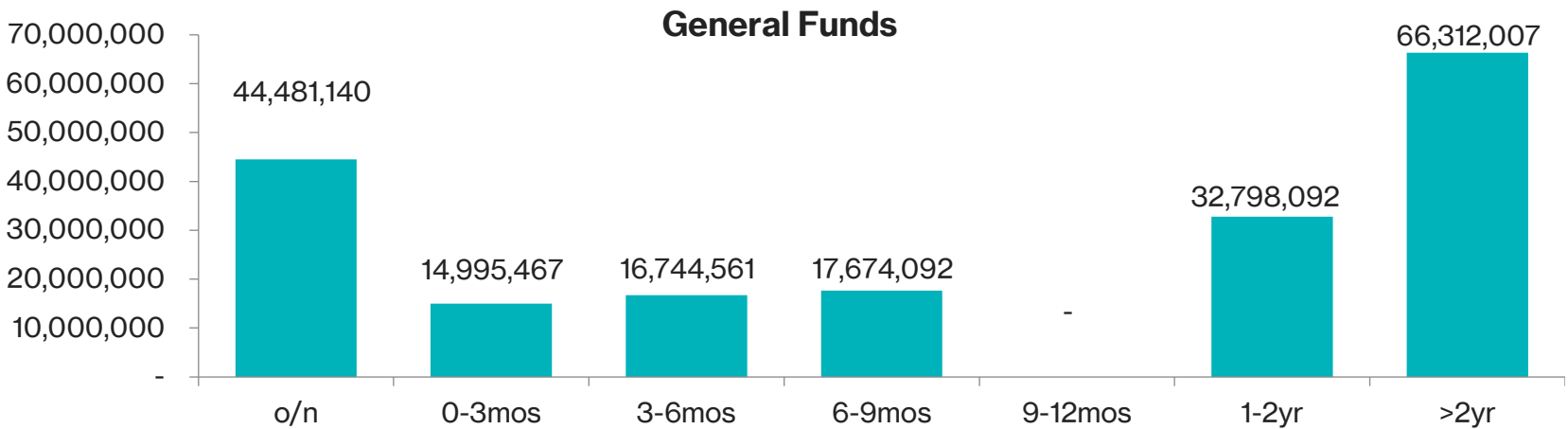
Your Securities

Weighted Average Yield	0.43%
------------------------	-------

Your Asset Allocation



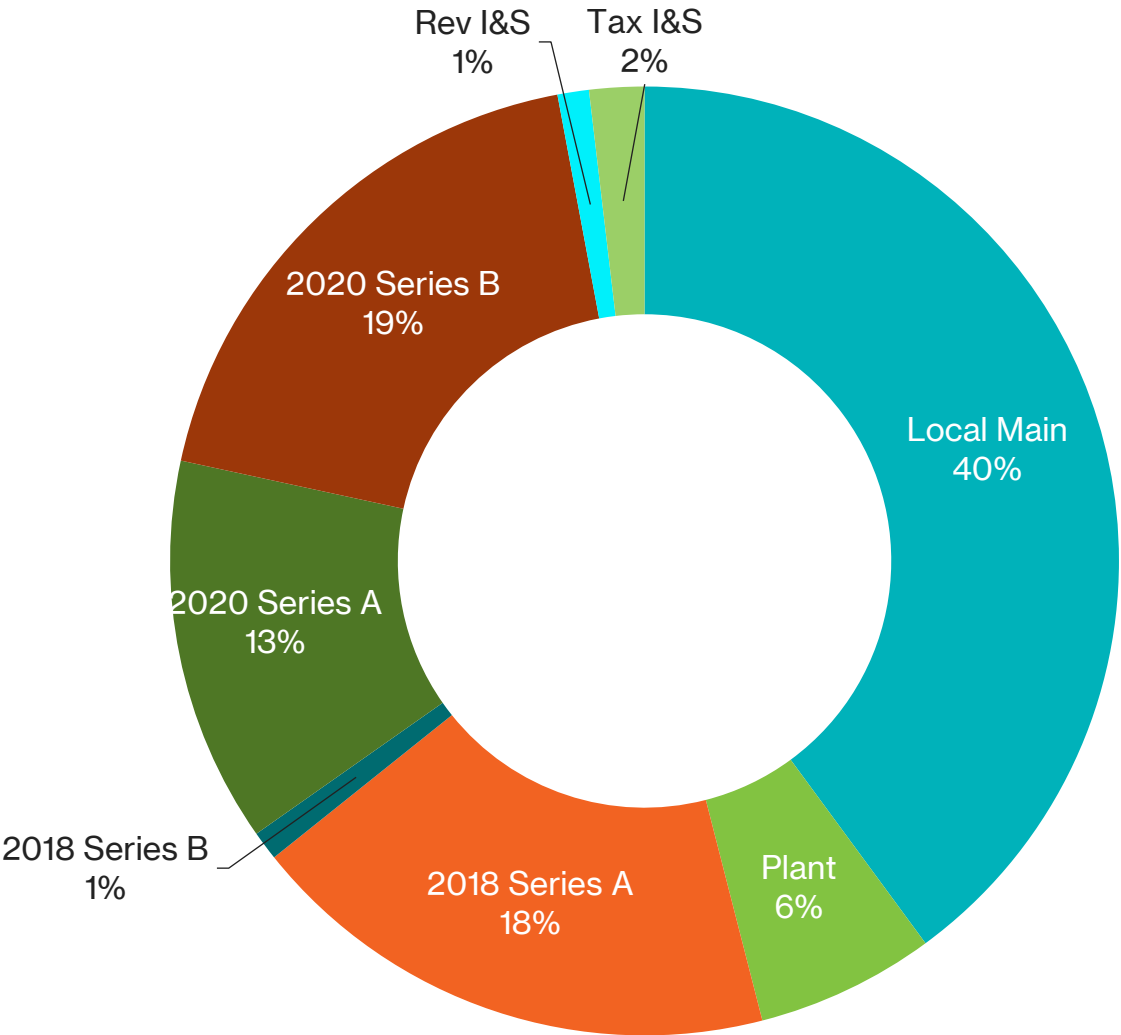
Your Maturity Distribution



YIELD AND INTEREST INCOME INFORMATION IS ANNUALIZED. ALL YIELD INFORMATION IS SHOWN GROSS OF ANY ADVISORY AND CUSTODY FEES AND IS BASED ON YIELD TO MATURITY AT COST. PAST PERFORMANCE IS NOT A GUARANTEE OF FUTURE RESULTS.

Del Mar College portfolio

by sub-portfolio including bonds as of 11/30/21



Del Mar College portfolio

Pooled Funds excluding Series 2018 and 2020 (A & B) Bond Funds

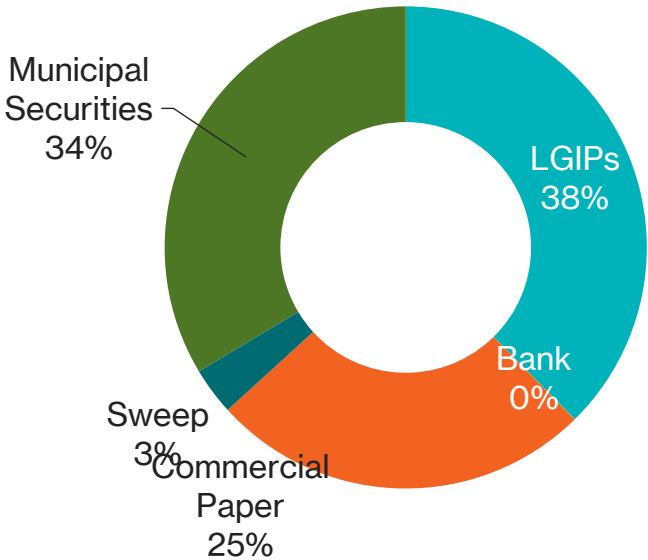
	FY'21-22 Q1	FY'20-21 AVG	FY'20-21 Q4	FY'20-21 Q3	FY'20-21 Q2	FY'20-21 Q1
Book Value	\$ 94,449,831	\$ 105,278,729	\$ 85,058,575	\$ 125,365,756	\$ 122,408,832	\$ 88,281,754
Market Value	\$ 94,411,157	\$ 105,331,124	\$ 85,071,629	\$ 125,416,420	\$ 122,493,241	\$ 88,343,207
WAM	275 days	183 days	158 days	143 days	190 days	241 days
Yield	0.264 %	0.36%	0.27%	0.31%	0.37%	0.47%
Benchmark 6-month T-Bill	0.10 %	0.07%	0.05%	0.04%	0.08%	0.11%
Total Earnings	\$ 47,202	\$ 400,510	\$ 74,340	\$ 108,344	\$ 101,690	\$ 116,136

YIELD: YIELD SHOWN IS AVERAGE PORTFOLIO YIELD FOR THE PERIOD
BENCHMARK: BENCHMARK SHOWN IS THE 6-MONTH AVERAGE YIELD OF THE 6-MONTH TREASURY BILL

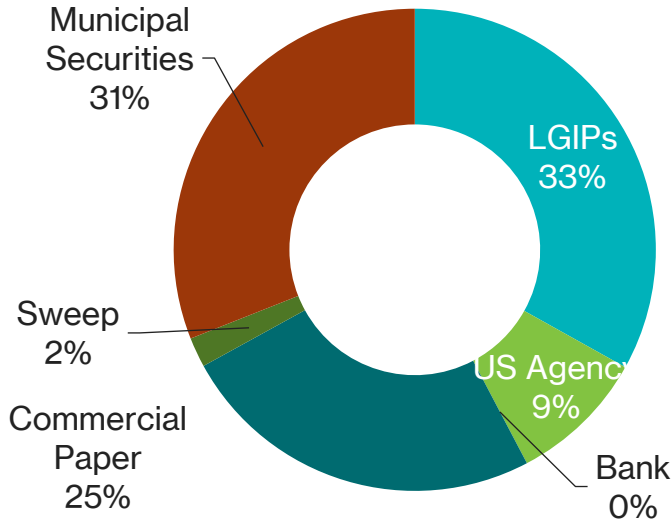
Del Mar College portfolio

Asset allocation of Pooled Funds

As of 8/31/2021



As of 11/31/2021



Yields in these sectors:

Commercial Paper
Municipal Securities
Local Government Investment Pools
Banks including sweep

8/31/21

0.25%
0.62%
0.04%
0.16%

11/31/21

0.264%
0.459%
0.039%
0.010%

Del Mar College portfolio

Series 2018 (A & B) Tax Bond Funds

	FY'21-22 Q1	FY'20-21 AVG	FY'20-21 Q4	FY'20-21 Q3	FY'20-21 Q2	FY'20-21 Q1
Book Value	\$ 37,135,222	\$ 49,653,445	\$ 41,431,369	\$ 40,608,725	\$ 54,116,419	\$ 62,457,270
Market Value	\$ 36,922,237	\$ 49,457,501	\$ 41,461,241	\$ 40,664,282	\$ 53,197,370	\$ 62,507,114
WAM	699 days	396 days	509 days	437 days	297 days	341 days
Yield	0.52 %	0.56 %	0.58 %	0.58 %	0.54 %	0.55 %
Benchmark 6-month T-Bill	0.10 %	0.07 %	0.05 %	0.04 %	0.08 %	0.11 %
Earnings	\$ 51,851	\$ 314,903	\$ 62,637	\$ 71,534	\$ 73,739	\$ 106,993

YIELD: YIELD SHOWN IS AVERAGE PORTFOLIO YIELD FOR THE PERIOD
BENCHMARK: BENCHMARK SHOWN IS THE 6-MONTH AVERAGE YIELD OF THE 6-MONTH TREASURY BILL

Del Mar College portfolio

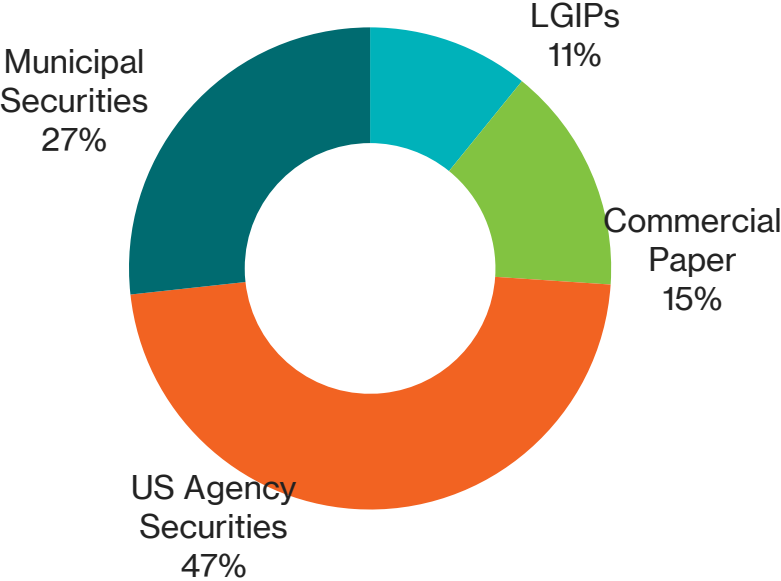
Series 2020 (A & B) Tax Bond Funds

	FY'21-22 Q1	FY'20-21 AVG	FY'20-21 Q4	FY'20-21 Q3	FY'20-21 Q2	FY'20-21 Q1
Book Value	\$ 61,370,304	\$ 76,491,761	\$ 65,581,477	\$ 66,006,621	\$ 83,700,961	\$ 90,677,988
Market Value	\$ 61,173,341	\$ 76,517,009	\$ 65,594,811	\$ 66,025,027	\$ 83,814,783	\$ 90,633,415
WAM	594 days	466 days	520 days	270 days	481 days	559 days
Yield	0.35 %	0.33 %	0.30 %	0.26 %	0.34 %	0.38 %
Benchmark 6-month T-Bill	0.10 %	0.07 %	0.05 %	0.04 %	0.08 %	0.11 %
Earnings	\$ 53,021	\$ 289,039	\$ 48,010	\$ 61,826	\$ 81,381	\$ 97,822

YIELD: YIELD SHOWN IS AVERAGE PORTFOLIO YIELD FOR THE PERIOD
BENCHMARK: BENCHMARK SHOWN IS THE 6-MONTH AVERAGE YIELD OF THE 6-MONTH TREASURY BILL

Del Mar College portfolio

Asset allocation of Series 2018 and 2020 Bonds



Yields in these sectors as of 11/31/2021:

Commercial Paper	0.22%
U.S. Agency Securities	0.49%
Municipal Securities	0.56%
Local Government Investment Pools	0.04%

Meeder Public Funds, Inc., dba Patterson & Associates is a registered investment adviser with the Securities and Exchange Commission (SEC) under the Investment Advisers Act of 1940. Registration with the SEC does not imply a certain level of skill or training. The opinions expressed in this presentation are those of Meeder Public Funds, Inc. The material presented has been derived from sources considered to be reliable, but the accuracy and completeness cannot be guaranteed.

Past performance does not guarantee future results. Opinions and forecasts are all subject to change at any time, based on market and other conditions, and should not be construed as a recommendation of any specific security. Investing in securities involves inherent risks, including the risk that you can lose the value of your investment. Any forecast, projection, or prediction of the market, the economy, economic trends, and fixed-income markets are based upon current opinion as of the date of issue and are also subject to change. Opinions and data presented are not necessarily indicative of future events or expected performance. Meeder Public Funds, Inc., dba Patterson & Associates cannot and does not claim to be able to accurately predict the future investment performance of any individual security or of any asset class. There is no assurance that the investment process will consistently lead to successful results. The investment return and principal value of an investment will fluctuate, thus an investor's shares, or units, when redeemed, may be worth more or less than their original cost.

**Patterson &
Associates**

Barton Oaks Plaza II
901 S. MoPac Expy
Suite 195
Austin, Texas
78746
800.817.2442



Quarterly Investment Report

PREPARED FOR DEL MAR COLLEGE

NOVEMBER 30, 2021



**PATTERSON
& ASSOCIATES**

A MEEDER INVESTMENT MANAGEMENT COMPANY

WITH YOU. FOR YOU.

Santa Goes on a Budget

Inflation continues and is growing at elevated levels. It appears increases are here to stay for the foreseeable future, prompting consumers and businesses to adjust their spending patterns and business strategies accordingly. Across the spectrum prices are rising from building supplies to food and it ripples throughout the economy.

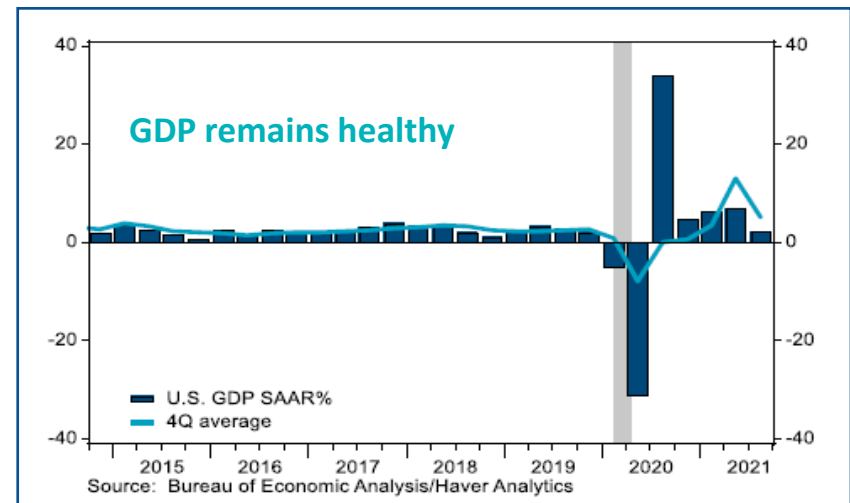
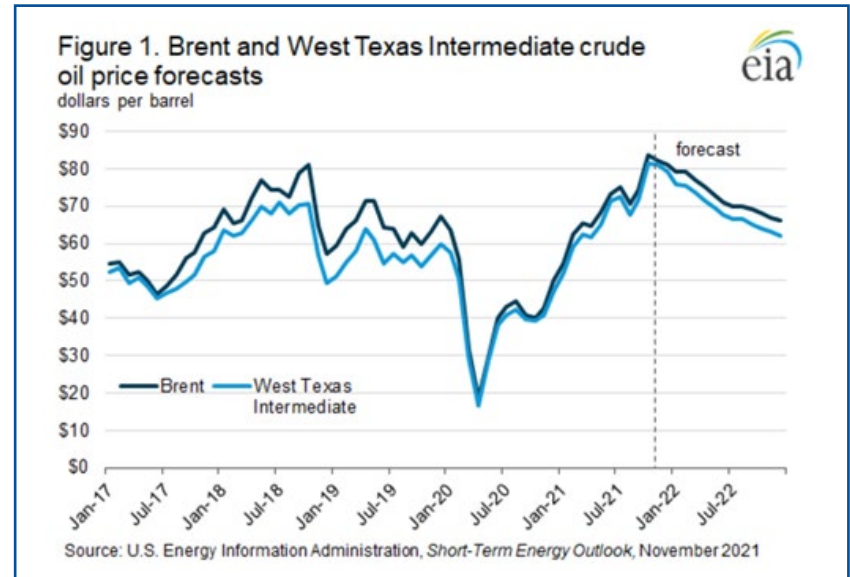
The economy is strong as evidenced by a firm GDP reading but the supply chains continue to rattle. Manufacturing globally is slowed, ships are stalled at ports, and once here we lack the trains and truckers to deliver the goods.

Oil has fallen from the \$80 barrel back to \$65 on release of the strategic oil reserves but 50M gallons may not last long.

The supply problems have started to impact the housing boom as wood and other commodities are difficult to obtain. Existing home sales have fallen to the weakest in 8 months, but demand is still there as housing permits continue to grow – if supplies can be found.

Manufacturing is struggling and some industries like autos are still stymied by chip supply. Estimates of when this chain will loosen range from six months to two years. And, now with a new covid variant, Omicron, staffing could once again be impacted. Truckers alone have indicated 37% would quit if blanket vaccination requirements were implemented.

With wages rising and personal income increasing, the American consumer continues to spend. While consumers are spending, with inflation they are spending more and getting less. Maybe Santa will have to go on a budget in 2021.



Retiring the Word “Transitory”

The Federal Reserve has played a major role in the pandemic and the markets are watching closely if and when the Fed's position on support for a now strong economy will change.

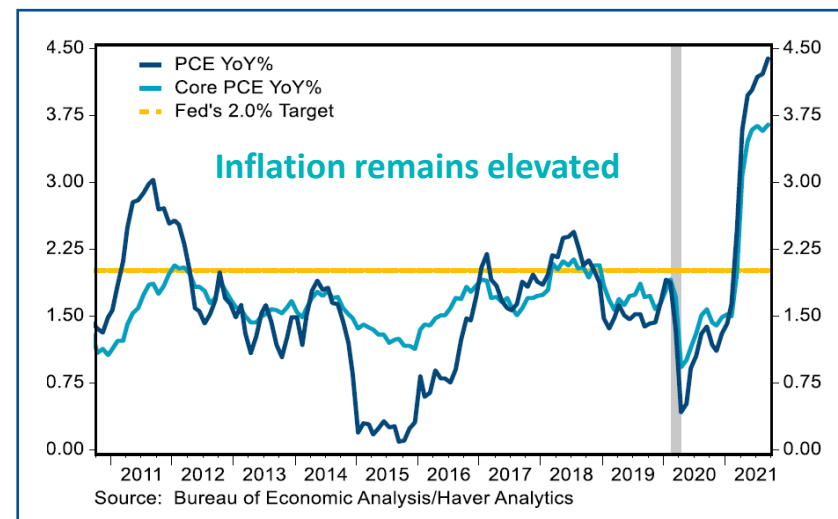
One uncertainty has been muted as Jerome Powell has been nominated for a second 6-year term as Chair. The nomination must now pass the Senate. Regardless if he or Brainard would have been named we could expect accommodation to continue. The question is how much.

The FOMC noted in their November meeting that they plan to discuss moving to a taper (less accommodative buying) in 2022, but recent comments by Powell indicate that might start in December and move faster than the previously announced schedule. Rate hikes are another matter and may or may not follow tapering. However, the Fed can hike overnight rates three times (to 0.75%) without leaving the historic definition of an accommodative stance.

The Fed is clearly recognizing that the inflation situation is no longer “transitory” but they will continue to support their mandate for strong economy and employment.

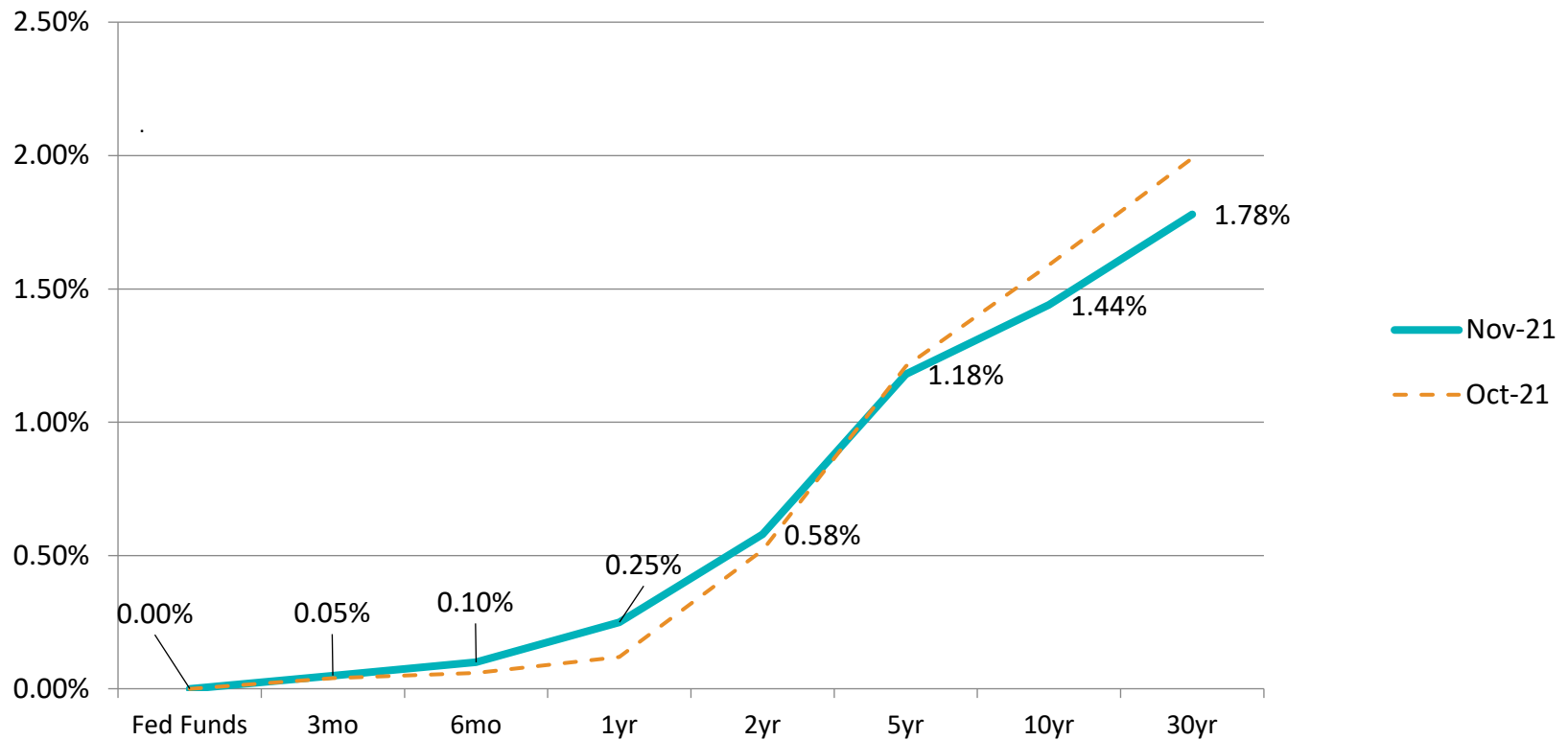
One factor that will play into the uncertainty in December is the debt ceiling. The can that was kicked down the road last quarter spins to a stop December 15th.

The debt ceiling vote does complicate the required \$118B payment due the Highway Trust Fund due in one month as well as other stimulus bills.



Movement in the Curve

- Bond yields had been on the move to higher rates but a new strain of Covid (Omicron) has brought risk back to the markets.
- The belly of the curve continues to show a move higher, but the long end shows investors still favor the safety of Treasuries.
- Investors feel that inflation will likely bring Fed actions in mid-2022.
- The Fed is hinting strongly on a taper to begin in early 2022.
- The steepness in the yield curve presents buying opportunities for securities in 3-5 year maturities.




End of Month Rates - Full Yield Curve – Fed Funds to 30yr

Del Mar College
Portfolio Summary Management Report
August 31, 2021 – November 30, 2021

This quarterly report is in compliance with the investment policy and strategy as established for Del Mar College and the Public Funds Investment Act (Chapter 2256, Texas Government Code).

<u>Portfolio as of 08/31/21:</u>		<u>Portfolio as of 11/30/21:</u>	
Beginning Book Value	\$ 192,071,423	Ending Book Value	\$ 193,005,359
Beginning Market Value	\$ 192,127,682	Ending Market Value	\$ 192,506,737
Unrealized Gain/Loss	\$ 56,259	Accrued Interest Receivable	\$ 81,153
¹ WAM at Beginning Period Date	358 days	Unrealized Gain/Loss	\$ (498,622)
		WAM at Ending Period Date	459 days
		² Change in Market Value	\$ 379,055
Average Yield for Quarter:	0.336%		
Average Yield 3 month T-Bill:	0.050%		
Average Yield 6 month T-Bill:	0.060%		



Dr. Catherine West
Director of Accounting – Del Mar College



Linda T. Patterson
President – Patterson & Associates



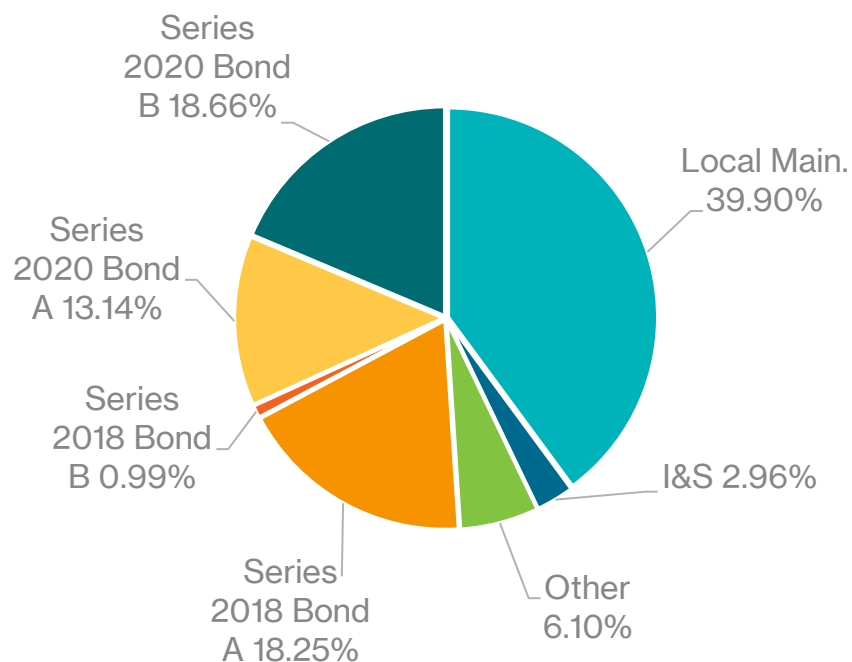
Mr. John Johnson
Comptroller – Del Mar College

Notes: ¹ *Patterson & Associates* has assisted in the preparation of this consolidated quarterly report, with additional input provided by Del Mar College. *WAM* represents weighted average maturity.
² *Change in Market Value* is required data, but will primarily reflect the receipt and expenditure of the College's funds from quarter to quarter.

Portfolio Overview

As of November 30, 2021

- P&A constantly reviews your portfolio for optimal asset allocation and a controlled average maturity because a diversified portfolio can better adjust to volatile market conditions. These are unusual times and where extensions can be made it is important to make them to find any available safe value in the markets.
- The graphs below show asset allocations by market sector and by maturity in your portfolio. Liquidity has been reduced to little or no value but with a flat short curve it may be the only sector available out to twelve months without the use of CP. Our expectation is of continuing dismally low rates, but we look for value in your authorized sectors to capture the yield available as markets change.
- The non-cash portion of your portfolio is yielding 0.43%.



Del Mar College
Portfolio Management
Portfolio Summary
November 30, 2021

Patterson & Associates
 901 S. MoPac
 Suite 195
 Austin, TX 78746

Investments	Par Value	Market Value	Book Value	% of Portfolio	Term	Days to Maturity	YTM 365 Equiv.
Stagecoach Sweep	2,208,432.04	2,208,432.04	2,208,432.04	1.14	1	1	0.010
Municipal Bonds Actual	1,235,000.00	1,232,505.30	1,235,000.00	0.64	988	547	0.550
Commercial Paper Disc. -Amortizing	38,000,000.00	37,964,139.00	37,965,425.26	19.67	265	124	0.247
Federal Agency Coupon Securities	55,000,000.00	54,664,182.78	55,000,000.00	28.50	1,033	927	0.470
Municipal Bonds	53,490,000.00	54,164,769.95	54,323,793.51	28.15	856	591	0.506
Bank Accts/CD's - Int. Mon/Qtr/Ann	14,785.27	14,785.27	14,785.27	0.01	1	1	0.002
LOGIC	42,257,922.48	42,257,922.48	42,257,922.48	21.89	1	1	0.039
	192,206,139.79	192,506,736.82	193,005,358.56	100.00%	594	459	0.337
Investments							
Cash and Accrued Interest							
Accrued Interest at Purchase		1,218.34	1,218.34				
Subtotal		1,218.34	1,218.34				
Total Cash and Investments	192,206,139.79	192,507,955.16	193,006,576.90		594	459	0.337

Total Earnings	November 30 Month Ending	Fiscal Year To Date
Current Year	49,787.31	152,075.26

The following reports are submitted in accordance with the Public Funds Investment (Texas Gov't Code 2256). The reports also offer supplemental information not required by the Act in order to fully inform the governing body of the Del Mar College of the position and activity within the College's portfolio of investments. The reports include a management summary overview, a detailed inventory report for the end of the period, a transaction report, as well as graphic representations of the portfolio to provide full disclosure to the governing body.


 John Johnson, Comptroller

1-11-22

**Del Mar College
Summary by Type
November 30, 2021
Grouped by Fund**

Patterson & Associates
901 S. MoPac
Suite 195
Austin, TX 78746
-

Security Type	Number of Investments	Par Value	Book Value	% of Portfolio	Average YTM 365	Average Days to Maturity
Fund: Local Maintenance						
Commercial Paper Disc. -Amortizing	4	23,000,000.00	22,970,558.60	11.90	0.264	164
Federal Agency Coupon Securities	1	8,500,000.00	8,500,000.00	4.40	0.500	716
LOGIC	1	28,369,024.28	28,369,024.28	14.70	0.039	1
Municipal Bonds	6	14,785,000.00	14,953,148.69	7.75	0.412	602
TexPool	1	0.00	0.00	0.00	0.000	0
TexSTAR	1	0.00	0.00	0.00	0.000	0
Bank Accts/CD's - Int. Mon/Qtr/Ann	1	14,542.00	14,542.00	0.01	0.000	1
Stagecoach Sweep	1	2,208,432.04	2,208,432.04	1.14	0.010	1
Subtotal	16	76,876,998.32	77,015,705.61	39.90	0.229	245
Fund: Plant						
LOGIC	1	2,263,887.50	2,263,887.50	1.17	0.039	1
Municipal Bonds	2	9,500,000.00	9,500,000.00	4.92	0.423	371
Subtotal	3	11,763,887.50	11,763,887.50	6.09	0.349	300
Fund: Rev Bond I & S						
Municipal Bonds	1	1,800,000.00	1,800,000.00	0.93	0.794	882
LOGIC	1	315,956.19	315,956.19	0.16	0.039	1
TexPool	1	0.00	0.00	0.00	0.000	0
Bank Accts/CD's - Int. Mon/Qtr/Ann	1	239.70	239.70	0.00	0.150	1
Subtotal	4	2,116,195.89	2,116,195.89	1.09	0.681	750
Fund: Tax Bond I&S						
LOGIC	1	627,529.18	627,529.18	0.33	0.039	1
Municipal Bonds	2	2,945,000.00	2,976,509.31	1.54	0.608	691
TexPool	1	0.00	0.00	0.00	0.000	0
Bank Accts/CD's - Int. Mon/Qtr/Ann	1	3.57	3.57	0.00	0.000	1
Subtotal	5	3,572,532.75	3,604,042.06	1.87	0.509	571

Del Mar College
Summary by Type
November 30, 2021
Grouped by Fund

Security Type	Number of Investments	Par Value	Book Value	% of Portfolio	Average YTM 365	Average Days to Maturity
Fund: Series 2016 Tax Bond						
LOGIC	1	0.00	0.00	0.00	0.000	0
Subtotal	1	0.00	0.00	0.00	0.000	0
Fund: Series 2017 Tax Bond						
LOGIC	1	0.00	0.00	0.00	0.000	0
Subtotal	1	0.00	0.00	0.00	0.000	0
Fund: 2018 Tax Bond A						
Commercial Paper Disc. -Amortizing	1	5,000,000.00	4,998,400.00	2.59	0.247	48
Federal Agency Coupon Securities	4	17,000,000.00	17,000,000.00	8.81	0.521	1,006
LOGIC	1	759,412.04	759,412.04	0.39	0.039	1
Municipal Bonds	4	12,115,000.00	12,471,805.29	6.46	0.717	692
Subtotal	10	34,874,412.04	35,229,617.33	18.25	0.541	737
Fund: 2018 Tax Bond B						
LOGIC	1	1,905,605.16	1,905,605.16	0.99	0.039	1
Subtotal	1	1,905,605.16	1,905,605.16	0.99	0.039	1
Fund: 2020 Tax Bond A						
Federal Agency Coupon Securities	3	12,500,000.00	12,500,000.00	6.48	0.441	930
LOGIC	1	5,991,890.27	5,991,890.27	3.10	0.039	1
Municipal Bonds	4	6,820,000.00	6,871,525.29	3.56	0.363	709
Subtotal	8	25,311,890.27	25,363,415.56	13.14	0.325	650
Fund: 2020 Tax Bond B						
Federal Agency Coupon Securities	3	17,000,000.00	17,000,000.00	8.81	0.427	952
LOGIC	1	2,024,617.86	2,024,617.86	1.05	0.039	1
Municipal Bonds Actual	1	1,235,000.00	1,235,000.00	0.64	0.550	547
Commercial Paper Disc. -Amortizing	2	10,000,000.00	9,996,466.66	5.18	0.206	68
Municipal Bonds	4	5,525,000.00	5,750,804.93	2.98	0.455	422
Subtotal	11	35,784,617.86	36,006,889.45	18.66	0.352	555

Del Mar College
Summary by Type
November 30, 2021
Grouped by Fund

Security Type	Number of Investments	Par Value	Book Value	% of Portfolio	Average YTM 365	Average Days to Maturity
Fund: TPEG Loan						
LOGIC	1	0.00	0.00	0.00	0.000	0
TexPool	1	0.00	0.00	0.00	0.000	0
Subtotal	2	0.00	0.00	0.00	0.000	0
Total and Average	62	192,206,139.79	193,005,358.56	100.00	0.337	459

**Del Mar College
Fund LMAIN - Local Maintenance
Investments by Fund
November 30, 2021**

Patterson & Associates
901 S. MoPac
Suite 195
Austin, TX 78746
-

CUSIP	Investment #	Issuer	Purchase Date	Book Value	Par Value	Market Value	Current Rate	YTM 360	YTM 365	Maturity Date	Days To Maturity
Stagecoach Sweep											
21309	298	Wells Fargo Stagecoach Sweep	09/01/2021	2,208,432.04	2,208,432.04	2,208,432.04	0.010	0.009	0.010		1
Subtotal and Average				2,208,432.04	2,208,432.04	2,208,432.04		0.010	0.010		1
Commercial Paper Disc. -Amortizing											
06742XWY9	500	Barclays Bank CP	11/12/2021	5,989,221.66	6,000,000.00	5,988,240.00		0.293	0.297	07/12/2022	223
06742XWZ6	501	Barclays Bank CP	11/12/2021	6,984,870.28	7,000,000.00	6,984,124.00		0.314	0.318	08/09/2022	251
89232DAE4	475	Toyota Credit Canada Inc CP	04/19/2021	4,998,533.33	5,000,000.00	4,999,500.00		0.243	0.247	01/14/2022	44
89232DC44	479	Toyota Credit Canada Inc CP	06/10/2021	4,997,933.33	5,000,000.00	4,998,680.00		0.162	0.164	03/04/2022	93
Subtotal and Average				22,970,558.60	23,000,000.00	22,970,544.00		0.260	0.264		164
Federal Agency Coupon Securities											
3130APLJ2	502	FHLB Call Note	11/17/2021	8,500,000.00	8,500,000.00	8,477,558.47	0.500	0.493	0.500	11/17/2023	716
Subtotal and Average				8,500,000.00	8,500,000.00	8,477,558.47		0.493	0.500		716
Municipal Bonds											
6022453S9	503	Milwaukee County WI	11/23/2021	4,115,160.44	4,000,000.00	4,109,080.00	2.000	0.542	0.550	12/01/2023	730
60636VBZ9	498	MO State Dev Fin Board	10/12/2021	2,765,000.00	2,765,000.00	2,745,147.30	0.300	0.295	0.299	11/01/2023	700
64990FC93	481	NY State Dorm Authority	06/23/2021	1,000,000.00	1,000,000.00	999,820.00	0.167	0.164	0.167	03/15/2022	104
678807QR2	485	Oklahoma County OK ISD	07/07/2021	3,695,353.96	3,655,000.00	3,696,264.95	1.000	0.294	0.298	07/01/2023	577
212474HW3	494	Rhode Island St Conv Cntr Auth	10/01/2021	1,010,857.68	1,000,000.00	1,009,740.00	2.739	0.345	0.350	05/15/2022	165
851026EC4	497	Springfield MO Public Utility	10/07/2021	2,366,776.61	2,365,000.00	2,361,499.80	0.650	0.602	0.610	11/01/2023	700
Subtotal and Average				14,953,148.69	14,785,000.00	14,921,552.05		0.407	0.412		601
Bank Accts/CD's - Int. Mon/Qtr/Ann											
6936021309	209	Wells Fargo Analyzed Bus. Chck	09/01/2014	14,542.00	14,542.00	14,542.00					1
Subtotal and Average				14,542.00	14,542.00	14,542.00		0.000	0.000		1
TexPool											
999999995	41	TexPool	09/01/2006	0.00	0.00	0.00					1
Subtotal and Average				0.00	0.00	0.00		0.000	0.000		0

Fund LMAIN - Local Maintenance
Investments by Fund
November 30, 2021

Page 2

CUSIP	Investment #	Issuer	Purchase Date	Book Value	Par Value	Market Value	Current Rate	YTM 360	YTM 365	Maturity Days To Date Maturity
LOGIC										
999999996	42	LOGIC	09/01/2006	28,369,024.28	28,369,024.28	28,369,024.28	0.039	0.038	0.039	1
Subtotal and Average				28,369,024.28	28,369,024.28	28,369,024.28		0.039	0.039	1
TexSTAR										
999999997	40	TexSTAR	09/01/2006	0.00	0.00	0.00				1
Subtotal and Average				0.00	0.00	0.00		0.000	0.000	0
Total Investments and Average				77,015,705.61	76,876,998.32	76,961,652.84		0.226	0.229	245

**Fund PLANT - Plant
Investments by Fund
November 30, 2021**

Page 3

CUSIP	Investment #	Issuer	Purchase Date	Book Value	Par Value	Market Value	Current Rate	YTM 360	YTM 365	Maturity Days To Date Maturity
Municipal Bonds										
59333NN90	458	Miami-Dade County FL	09/30/2020	5,000,000.00	5,000,000.00	4,989,500.00	0.375	0.473	0.480	04/01/2023 486
64966QLA6	450	City of New York NY	09/09/2020	4,500,000.00	4,500,000.00	4,499,325.00	0.360	0.355	0.360	08/01/2022 243
Subtotal and Average				9,500,000.00	9,500,000.00	9,488,825.00		0.417	0.423	370
LOGIC										
999999996	261	LOGIC	01/27/2017	2,263,887.50	2,263,887.50	2,263,887.50	0.039	0.038	0.039	1
Subtotal and Average				2,263,887.50	2,263,887.50	2,263,887.50		0.039	0.039	1
Total Investments and Average				11,763,887.50	11,763,887.50	11,752,712.50		0.344	0.349	299

Fund RBIS - Rev Bond I & S
Investments by Fund
November 30, 2021

Page 4

CUSIP	Investment #	Issuer	Purchase Date	Book Value	Par Value	Market Value	Current Rate	YTM 360	YTM 365	Maturity Date	Days To Maturity
Municipal Bonds											
356731BZ1	463	Village of Freeport NY	10/07/2020	1,800,000.00	1,800,000.00	1,795,338.00	0.794	0.783	0.794	05/01/2024	882
Subtotal and Average				1,800,000.00	1,800,000.00	1,795,338.00		0.783	0.794		882
Bank Accts/CD's - Int. Mon/Qtr/Ann											
6913041023	205	Wells Fargo Bus.Checking Plus	08/01/2014	239.70	239.70	239.70	0.150	0.147	0.150		1
Subtotal and Average				239.70	239.70	239.70		0.148	0.150		1
TexPool											
999999995	50	TexPool	09/01/2006	0.00	0.00	0.00					1
Subtotal and Average				0.00	0.00	0.00		0.000	0.000		0
LOGIC											
999999996	107	LOGIC	08/27/2009	315,956.19	315,956.19	315,956.19	0.039	0.038	0.039		1
Subtotal and Average				315,956.19	315,956.19	315,956.19		0.039	0.039		1
Total Investments and Average				2,116,195.89	2,116,195.89	2,111,533.89		0.672	0.681		750

**Fund TAX - Tax Bond I&S
Investments by Fund
November 30, 2021**

Page 5

CUSIP	Investment #	Issuer	Purchase Date	Book Value	Par Value	Market Value	Current Rate	YTM 360	YTM 365	Maturity Date	Days To Maturity
Municipal Bonds											
59333NQ63	459	Miami-Dade County FL	09/30/2020	1,546,509.31	1,515,000.00	1,539,952.05	2.000	0.424	0.430	04/01/2023	486
683548EQ0	454	Opelika AL Utilities	09/16/2020	1,430,000.00	1,430,000.00	1,417,773.50	0.800	0.789	0.800	06/01/2024	913
Subtotal and Average				2,976,509.31	2,945,000.00	2,957,725.55		0.599	0.608		691
Bank Accts/CD's - Int. Mon/Qtr/Ann											
6913041015	208	Wells Fargo Analyzed Bus. Chck	09/01/2014	3.57	3.57	3.57					1
Subtotal and Average				3.57	3.57	3.57		0.000	0.000		1
TexPool											
999999995	48	TexPool	09/01/2006	0.00	0.00	0.00					1
Subtotal and Average				0.00	0.00	0.00		0.000	0.000		0
LOGIC											
999999996	49	LOGIC	09/01/2006	627,529.18	627,529.18	627,529.18	0.039	0.038	0.039		1
Subtotal and Average				627,529.18	627,529.18	627,529.18		0.039	0.039		1
Total Investments and Average				3,604,042.06	3,572,532.75	3,585,258.30		0.502	0.509		570

**Fund TAX16 - Series 2016 Tax Bond
Investments by Fund
November 30, 2021**

Page 6

CUSIP	Investment #	Issuer	Purchase Date	Book Value	Par Value	Market Value	Current Rate	YTM 360	YTM 365	Maturity Days To Date Maturity
LOGIC										
999999996	252	LOGIC	10/03/2016	0.00	0.00	0.00				1
Subtotal and Average				0.00	0.00	0.00		0.000	0.000	0
Total Investments and Average				0.00	0.00	0.00		0.000	0.000	0

**Fund TAX17 - Series 2017 Tax Bond
Investments by Fund
November 30, 2021**

Page 7

CUSIP	Investment #	Issuer	Purchase Date	Book Value	Par Value	Market Value	Current Rate	YTM 360	YTM 365	Maturity Days To Date Maturity
LOGIC										
999999996	279	LOGIC	07/05/2017	0.00	0.00	0.00				1
Subtotal and Average				0.00	0.00	0.00		0.000	0.000	0
Total Investments and Average				0.00	0.00	0.00		0.000	0.000	0

Fund TAX18A - 2018 Tax Bond A
Investments by Fund
November 30, 2021

Page 8

CUSIP	Investment #	Issuer	Purchase Date	Book Value	Par Value	Market Value	Current Rate	YTM 360	YTM 365	Maturity Date	Days To Maturity
Commercial Paper Disc. -Amortizing											
06742XDV6	478	Barclays Bank CP	04/23/2021	4,998,400.00	5,000,000.00	4,995,415.00		0.243	0.247	01/18/2022	48
Subtotal and Average				4,998,400.00	5,000,000.00	4,995,415.00		0.244	0.247		48
Federal Agency Coupon Securities											
31422XMV1	495	FRMAC Call Note	10/04/2021	2,500,000.00	2,500,000.00	2,448,140.65	0.500	0.493	0.500	10/04/2024	1,038
3130AN5A4	489	FHLB Call Note	07/26/2021	5,000,000.00	5,000,000.00	4,984,552.95	0.500	0.493	0.500	07/26/2024	968
3130ANMN7	490	FHLB Call Note	08/26/2021	4,500,000.00	4,500,000.00	4,478,590.62	0.520	0.516	0.524	08/26/2024	999
3130APAR6	493	FHLB Call Note	09/30/2021	5,000,000.00	5,000,000.00	4,959,537.30	0.550	0.542	0.550	09/30/2024	1,034
Subtotal and Average				17,000,000.00	17,000,000.00	16,870,821.52		0.514	0.521		1,005
Municipal Bonds											
298101GX8	476	City of Eudora KS	04/19/2021	3,715,000.00	3,715,000.00	3,676,809.80	0.500	0.498	0.504	09/01/2024	1,005
60636WNR2	496	MO St Highways & Transit Comm	10/06/2021	2,763,492.43	2,500,000.00	2,738,450.00	5.002	0.592	0.600	05/01/2024	882
791526SZ0	499	St Louis County MO	10/12/2021	2,281,829.23	2,200,000.00	2,255,374.00	2.000	0.444	0.450	05/01/2024	882
914378KU7	414	University of Kentucky	04/15/2020	3,711,483.63	3,700,000.00	3,720,350.00	2.125	1.164	1.180	04/01/2022	121
Subtotal and Average				12,471,805.29	12,115,000.00	12,390,983.80		0.707	0.717		692
LOGIC											
999999996	315	LOGIC	08/10/2018	759,412.04	759,412.04	759,412.04	0.039	0.038	0.039		1
Subtotal and Average				759,412.04	759,412.04	759,412.04		0.039	0.039		1
Total Investments and Average				35,229,617.33	34,874,412.04	35,016,632.36		0.534	0.541		737

Fund TAX18B - 2018 Tax Bond B
Investments by Fund
November 30, 2021

Page 9

CUSIP	Investment #	Issuer	Purchase Date	Book Value	Par Value	Market Value	Current Rate	YTM 360	YTM 365	Maturity Days To Date Maturity
LOGIC										
999999996	316	LOGIC	08/10/2018	1,905,605.16	1,905,605.16	1,905,605.16	0.039	0.038	0.039	1
Subtotal and Average				1,905,605.16	1,905,605.16	1,905,605.16		0.039	0.039	1
Total Investments and Average				1,905,605.16	1,905,605.16	1,905,605.16		0.039	0.039	1

Fund TAX20A - 2020 Tax Bond A
Investments by Fund
November 30, 2021

Page 10

CUSIP	Investment #	Issuer	Purchase Date	Book Value	Par Value	Market Value	Current Rate	YTM 360	YTM 365	Maturity Date	Days To Maturity
Federal Agency Coupon Securities											
3130ALJ70	472	FHLB Call Note	03/12/2021	2,500,000.00	2,500,000.00	2,493,019.60	0.400	0.399	0.405	03/12/2024	832
3130AMWDO	487	FHLB Call Note	07/12/2021	5,000,000.00	5,000,000.00	4,966,754.95	0.400	0.394	0.400	07/12/2024	954
3130AMZC9	488	FHLB Call Note	07/12/2021	5,000,000.00	5,000,000.00	4,976,484.30	0.500	0.493	0.500	07/12/2024	954
Subtotal and Average				12,500,000.00	12,500,000.00	12,436,258.85		0.435	0.441		929
Municipal Bonds											
447154ED3	473	Huntsville AL Public Bldg	03/18/2021	1,465,000.00	1,465,000.00	1,465,673.90	0.393	0.387	0.393	02/01/2023	427
494135AM8	439	Killeen TX	08/18/2020	200,000.00	200,000.00	200,224.00	0.501	0.494	0.501	08/01/2022	243
64990FD27	482	NY State Dorm Authority	06/23/2021	1,500,000.00	1,500,000.00	1,494,570.00	0.267	0.263	0.266	03/15/2023	469
678807QS0	486	Oklahoma County OK ISD	07/07/2021	3,706,525.29	3,655,000.00	3,701,491.60	1.000	0.377	0.383	07/01/2024	943
Subtotal and Average				6,871,525.29	6,820,000.00	6,861,959.50		0.358	0.363		709
LOGIC											
999999996	433	LOGIC	06/30/2020	5,991,890.27	5,991,890.27	5,991,890.27	0.039	0.038	0.039		1
Subtotal and Average				5,991,890.27	5,991,890.27	5,991,890.27		0.039	0.039		1
Total Investments and Average				25,363,415.56	25,311,890.27	25,290,108.62		0.321	0.325		650

Fund TAX20B - 2020 Tax Bond B
Investments by Fund
November 30, 2021

Page 11

CUSIP	Investment #	Issuer	Purchase Date	Book Value	Par Value	Market Value	Current Rate	YTM 360	YTM 365	Maturity Date	Days To Maturity
Municipal Bonds Actual											
683548EP2	455	Opelika AL Utilities	09/16/2020	1,235,000.00	1,235,000.00	1,232,505.30	0.550	0.542	0.550	06/01/2023	547
Subtotal and Average				1,235,000.00	1,235,000.00	1,232,505.30		0.542	0.550		547
Commercial Paper Disc. -Amortizing											
89232DAE4	477	Toyota Credit Canada Inc CP	04/19/2021	4,998,533.33	5,000,000.00	4,999,500.00	0.240	0.243	0.247	01/14/2022	44
89232DC44	480	Toyota Credit Canada Inc CP	06/10/2021	4,997,933.33	5,000,000.00	4,998,680.00	0.160	0.162	0.164	03/04/2022	93
Subtotal and Average				9,996,466.66	10,000,000.00	9,998,180.00		0.203	0.206		68
Federal Agency Coupon Securities											
3130AMT85	483	FHLB Call Note	06/28/2021	10,000,000.00	10,000,000.00	9,937,919.20	0.400	0.394	0.400	06/28/2024	940
3130ANSW1	491	FHLB Call Note	09/13/2021	2,000,000.00	2,000,000.00	1,986,563.84	0.370	0.371	0.376	03/13/2024	833
3130ANSN1	492	FHLB Call Note	09/20/2021	5,000,000.00	5,000,000.00	4,955,060.90	0.500	0.493	0.500	09/20/2024	1,024
Subtotal and Average				17,000,000.00	17,000,000.00	16,879,543.94		0.421	0.427		952
Municipal Bonds											
494135AN6	440	Killeen TX	08/18/2020	305,000.00	305,000.00	304,563.85	0.602	0.593	0.602	08/01/2023	608
64966MWH8	453	City of New York NY	09/15/2020	1,026,352.70	1,020,000.00	1,026,436.20	2.850	0.345	0.350	03/01/2022	90
934021CN4	452	Ward County ND	09/15/2020	3,819,452.23	3,600,000.00	3,817,584.00	5.000	0.394	0.400	04/01/2023	486
957897MF5	457	Western Carolina University NC	09/30/2020	600,000.00	600,000.00	599,802.00	0.909	0.896	0.908	04/01/2023	486
Subtotal and Average				5,750,804.93	5,525,000.00	5,748,386.05		0.449	0.455		421
LOGIC											
999999996	434	LOGIC	06/30/2020	2,024,617.86	2,024,617.86	2,024,617.86	0.039	0.038	0.039		1
Subtotal and Average				2,024,617.86	2,024,617.86	2,024,617.86		0.039	0.039		1
Total Investments and Average				36,006,889.45	35,784,617.86	35,883,233.15		0.348	0.352		554

**Fund TPEG - TPEG Loan
Investments by Fund
November 30, 2021**

Page 12

CUSIP	Investment #	Issuer	Purchase Date	Book Value	Par Value	Market Value	Current Rate	YTM 360	YTM 365	Maturity Days To Date Maturity
TexPool										
999999995	54	TexPool	09/01/2006	0.00	0.00	0.00				1
Subtotal and Average				0.00	0.00	0.00		0.000	0.000	0
LOGIC										
999999996	55	LOGIC	09/01/2006	0.00	0.00	0.00	2.246	2.215	2.246	1
Subtotal and Average				0.00	0.00	0.00		0.000	0.000	0
Total Investments and Average				0.00	0.00	0.00		0.000	0.000	0



Del Mar College
Cash Reconciliation Report
For the Period September 1, 2021 - November 30, 2021
Grouped by Fund

Patterson & Associates
901 S. MoPac
Suite 195
Austin, TX 78746
-

Trans. Date	Investment #	Fund	Trans. Type	Security ID	Par Value	Security Description	Maturity Date	Purchases	Interest	Redemptions	Cash
Local Maintenance											
09/02/2021	446	LMAIN	Interest	443728FT2	2,500,000.00	HUDSON 2.5M 1.00% Mat.	09/02/2021	0.00	24,930.56	0.00	24,930.56
09/02/2021	446	LMAIN	Maturity	443728FT2	2,500,000.00	HUDSON 2.5M 1.00% Mat.	09/02/2021	0.00	0.00	2,500,000.00	2,500,000.00
09/23/2021	467	LMAIN	Maturity	05970RWP6	5,000,000.00	BANSAN 5.0M 0.00% Mat.	09/23/2021	0.00	0.00	5,000,000.00	5,000,000.00
09/24/2021	474	LMAIN	Maturity	62455AWQ6	1,750,000.00	MOUNT 1.8M 0.00% Mat.	09/24/2021	0.00	0.00	1,750,000.00	1,750,000.00
09/30/2021	462	LMAIN	Interest	973279UH3	2,000,000.00	WINDCT 2.0M 2.00% Mat.	09/30/2021	0.00	39,888.89	0.00	39,888.89
09/30/2021	462	LMAIN	Maturity	973279UH3	2,000,000.00	WINDCT 2.0M 2.00% Mat.	09/30/2021	0.00	0.00	2,000,000.00	2,000,000.00
10/01/2021	408	LMAIN	Interest	88283LJT4	5,085,000.00	TXTRAN 5.1M 5.00% Mat.	10/01/2021	0.00	127,125.00	0.00	127,125.00
10/01/2021	408	LMAIN	Maturity	88283LJT4	5,085,000.00	TXTRAN 5.1M 5.00% Mat.	10/01/2021	0.00	0.00	5,085,000.00	5,085,000.00
10/01/2021	494	LMAIN	Purchase	212474HW3	1,000,000.00	RHODE 1.0M 2.74% Mat.	05/15/2022	-1,014,830.00	-10,347.33	0.00	-1,025,177.33
10/07/2021	497	LMAIN	Purchase	851026EC4	2,365,000.00	SPRING 2.4M 0.65% Mat.	11/01/2023	-2,366,915.65	0.00	0.00	-2,366,915.65
10/12/2021	498	LMAIN	Purchase	60636VBZ9	2,765,000.00	MODEV 2.8M 0.30% Mat.	11/01/2023	-2,765,000.00	0.00	0.00	-2,765,000.00
11/02/2021	468	LMAIN	Maturity	05970RY25	5,000,000.00	BANSAN 5.0M 0.00% Mat.	11/02/2021	0.00	0.00	5,000,000.00	5,000,000.00
11/12/2021	500	LMAIN	Purchase	06742XWY9	6,000,000.00	BARCBK 6.0M 0.00% Mat.	07/12/2022	-5,988,303.33	0.00	0.00	-5,988,303.33
11/12/2021	501	LMAIN	Purchase	06742XWZ6	7,000,000.00	BARCBK 7.0M 0.00% Mat.	08/09/2022	-6,983,725.00	0.00	0.00	-6,983,725.00
11/15/2021	494	LMAIN	Interest	212474HW3	1,000,000.00	RHODE 1.0M 2.74% Mat.	05/15/2022	0.00	13,695.00	0.00	13,695.00
11/17/2021	502	LMAIN	Purchase	3130APLJ2	8,500,000.00	FHLBC 8.5M 0.50% Mat. 11/17/2023	11/17/2023	-8,500,000.00	0.00	0.00	-8,500,000.00
11/23/2021	503	LMAIN	Purchase	6022453S9	4,000,000.00	MILWCO 4.0M 2.00% Mat.	12/01/2023	-4,116,440.00	0.00	0.00	-4,116,440.00
Subtotal								-31,735,213.98	195,292.12	21,335,000.00	-10,204,921.86
Plant											
10/01/2021	458	PLANT	Interest	59333NN90	5,000,000.00	MIAMI 5.0M 0.38% Mat. 04/01/2023	04/01/2023	0.00	9,375.00	0.00	9,375.00
Subtotal								0.00	9,375.00	0.00	9,375.00
Rev Bond I & S											
11/01/2021	463	RBIS	Interest	356731BZ1	1,800,000.00	FREENY 1.8M 0.79% Mat.	05/01/2024	0.00	7,146.00	0.00	7,146.00
Subtotal								0.00	7,146.00	0.00	7,146.00
Tax Bond I&S											
10/01/2021	459	TAX	Interest	59333NQ63	1,515,000.00	MIAMI 1.5M 2.00% Mat. 04/01/2023	04/01/2023	0.00	15,150.00	0.00	15,150.00
Subtotal								0.00	15,150.00	0.00	15,150.00
2018 Tax Bond A											
09/01/2021	476	TAX18A	Interest	298101GX8	3,715,000.00	EUDORA 3.7M 0.50% Mat.	09/01/2024	0.00	16,304.72	0.00	16,304.72
09/28/2021	484	TAX18A	Interest	31422XJC7	5,000,000.00	FAMCAC 5.0M 0.55% Mat.	06/28/2024	0.00	6,875.00	0.00	6,875.00
09/28/2021	484	TAX18A	Call	31422XJC7	5,000,000.00	0.0M 0.55%	06/28/2024	0.00	0.00	5,000,000.00	5,000,000.00
09/30/2021	493	TAX18A	Purchase	3130APAR6	5,000,000.00	FHLBC 5.0M 0.55% Mat. 09/30/2024	09/30/2024	-5,000,000.00	0.00	0.00	-5,000,000.00
10/01/2021	409	TAX18A	Interest	88283LJT4	4,000,000.00	TXTRAN 4.0M 5.00% Mat.	10/01/2021	0.00	100,000.00	0.00	100,000.00

Portfolio DMAR
AP

Del Mar College
Cash Reconciliation Report
For the Period September 1, 2021 - November 30, 2021

Page 2

Trans. Date	Investment #	Fund	Trans. Type	Security ID	Par Value	Security Description	Maturity Date	Purchases	Interest	Redemptions	Cash
2018 Tax Bond A											
10/01/2021	414	TAX18A	Interest	914378KU7	3,700,000.00	UNIVKY 3.7M 2.13% Mat.	04/01/2022	0.00	39,312.50	0.00	39,312.50
10/01/2021	409	TAX18A	Maturity	88283LJT4	4,000,000.00	TXTRAN 4.0M 5.00% Mat.	10/01/2021	0.00	0.00	4,000,000.00	4,000,000.00
10/04/2021	495	TAX18A	Purchase	31422XMV1	2,500,000.00	FAMCAC 2.5M 0.50% Mat.	10/04/2024	-2,500,000.00	0.00	0.00	-2,500,000.00
10/06/2021	496	TAX18A	Purchase	60636WNR2	2,500,000.00	MOHWYS 2.5M 5.00% Mat.	05/01/2024	-2,780,150.00	-53,840.97	0.00	-2,833,990.97
10/12/2021	499	TAX18A	Purchase	791526SZ0	2,200,000.00	STLOUI 2.2M 2.00% Mat.	05/01/2024	-2,286,438.00	0.00	0.00	-2,286,438.00
11/01/2021	496	TAX18A	Interest	60636WNR2	2,500,000.00	MOHWYS 2.5M 5.00% Mat.	05/01/2024	0.00	62,525.00	0.00	62,525.00
Subtotal								-12,566,588.00	171,176.25	9,000,000.00	-3,395,411.75
2018 Tax Bond B											
10/01/2021	415	TAX18B	Interest	677524DU1	3,300,000.00	OHIOST 3.3M 1.56% Mat.	10/01/2021	0.00	25,773.00	0.00	25,773.00
10/01/2021	415	TAX18B	Maturity	677524DU1	3,300,000.00	OHIOST 3.3M 1.56% Mat.	10/01/2021	0.00	0.00	3,300,000.00	3,300,000.00
Subtotal								0.00	25,773.00	3,300,000.00	3,325,773.00
2020 Tax Bond A											
09/12/2021	472	TAX20A	Interest	3130ALJ70	2,500,000.00	FHLBC 2.5M 0.40% Mat. 03/12/2024	03/12/2024	0.00	5,000.00	0.00	5,000.00
10/12/2021	466	TAX20A	Maturity	06742V2M2	5,000,000.00	BARCBK 5.0M 0.00% Mat.	10/12/2021	0.00	0.00	5,000,000.00	5,000,000.00
Subtotal								0.00	5,000.00	5,000,000.00	5,005,000.00
2020 Tax Bond B											
09/01/2021	453	TAX20B	Interest	64966MWH8	1,020,000.00	NEWYRK 1.0M 2.85% Mat.	03/01/2022	0.00	14,535.00	0.00	14,535.00
09/13/2021	491	TAX20B	Purchase	3130ANSW1	2,000,000.00	FHLBC 2.0M 0.37% Mat. 03/13/2024	03/13/2024	-1,999,680.00	0.00	0.00	-1,999,680.00
09/20/2021	492	TAX20B	Purchase	3130ANSN1	5,000,000.00	FHLBC 5.0M 0.50% Mat. 09/20/2024	09/20/2024	-5,000,000.00	0.00	0.00	-5,000,000.00
10/01/2021	452	TAX20B	Interest	934021CN4	3,600,000.00	WARDCO 3.6M 5.00% Mat.	04/01/2023	0.00	90,000.00	0.00	90,000.00
10/01/2021	457	TAX20B	Interest	957897MF5	600,000.00	WESTCA 0.6M 0.91% Mat.	04/01/2023	0.00	2,727.00	0.00	2,727.00
Subtotal								-6,999,680.00	107,262.00	0.00	-6,892,418.00
Total								-51,301,481.98	536,174.37	38,635,000.00	-12,130,307.61



Del Mar College
Purchases Report
Sorted by Fund - Fund
September 1, 2021 - November 30, 2021

Patterson & Associates
901 S. MoPac
Suite 195
Austin, TX 78746
-

CUSIP	Investment #	Fund	Sec. Type	Issuer	Original Par Value	Purchase Date	Payment Periods	Principal Purchased	Accrued Interest at Purchase	Rate at Purchase	Maturity Date	YTM	Ending Book Value
Local Maintenance													
212474HW3	494	LMAIN	MC1	RHODE	1,000,000.00	10/01/2021	11/15 - 05/15	1,014,830.00	Received	2.739	05/15/2022	0.351	1,010,857.68
851026EC4	497	LMAIN	MC1	SPRING	2,365,000.00	10/07/2021	05/01 - 11/01	2,366,915.65		0.650	11/01/2023	0.610	2,366,776.61
60636VBZ9	498	LMAIN	MC1	MODEV	2,765,000.00	10/12/2021	05/01 - 11/01	2,765,000.00		0.300	11/01/2023	0.300	2,765,000.00
06742XWY9	500	LMAIN	ACP	BARCBK	6,000,000.00	11/12/2021	07/12 - At Maturity	5,988,303.33			07/12/2022	0.293	5,989,221.66
06742XWZ6	501	LMAIN	ACP	BARCBK	7,000,000.00	11/12/2021	08/09 - At Maturity	6,983,725.00			08/09/2022	0.314	6,984,870.28
3130APLJ2	502	LMAIN	FAC	FHLBC	8,500,000.00	11/17/2021	05/17 - 11/17	8,500,000.00		0.500	11/17/2023	0.500	8,500,000.00
6022453S9	503	LMAIN	MC1	MILWCO	4,000,000.00	11/23/2021	06/01 - 12/01	4,116,440.00		2.000	12/01/2023	0.550	4,115,160.44
Subtotal					31,630,000.00			31,735,213.98	0.00				31,731,886.67
2018 Tax Bond A													
3130APAR6	493	TAX18A	FAC	FHLBC	5,000,000.00	09/30/2021	03/30 - 09/30	5,000,000.00		0.550	09/30/2024	0.550	5,000,000.00
31422XMV1	495	TAX18A	FAC	FAMCAC	2,500,000.00	10/04/2021	04/04 - 10/04	2,500,000.00		0.500	10/04/2024	0.500	2,500,000.00
60636WNR2	496	TAX18A	MC1	MOHWYS	2,500,000.00	10/06/2021	11/01 - 05/01	2,780,150.00	Received	5.002	05/01/2024	0.600	2,763,492.43
791526SZ0	499	TAX18A	MC1	STLOUI	2,200,000.00	10/12/2021	05/01 - 11/01	2,286,438.00		2.000	05/01/2024	0.450	2,281,829.23
Subtotal					12,200,000.00			12,566,588.00	0.00				12,545,321.66
2020 Tax Bond B													
3130ANSW1	491	TAX20B	FAC	FHLBC	2,000,000.00	09/13/2021	03/13 - 09/13	1,999,680.00		0.370	03/13/2024	0.376	2,000,000.00
3130ANSN1	492	TAX20B	FAC	FHLBC	5,000,000.00	09/20/2021	03/20 - 09/20	5,000,000.00		0.500	09/20/2024	0.500	5,000,000.00
Subtotal					7,000,000.00			6,999,680.00	0.00				7,000,000.00
Total Purchases					50,830,000.00			51,301,481.98	0.00				51,277,208.33

Received = Accrued Interest at Purchase was received by report ending date.



**Del Mar College
Maturity Report
Sorted by Maturity Date
Receipts during September 1, 2021 - November 30, 2021**

Patterson & Associates
901 S. MoPac
Suite 195
Austin, TX 78746
-

CUSIP	Investment #	Fund	Sec. Type	Issuer	Par Value	Maturity Date	Purchase Date	Rate at Maturity	Book Value at Maturity	Interest	Maturity Proceeds	Net Income
443728FT2	446	LMAIN	MC1	HUDSON	2,500,000.00	09/02/2021	09/03/2020	1.000	2,500,000.00	24,930.56	2,524,930.56	24,930.56
05970RWP6	467	LMAIN	ACP	BANSAN	5,000,000.00	09/23/2021	01/29/2021		5,000,000.00	0.00	5,000,000.00	0.00
62455AWQ6	474	LMAIN	ACP	MOUNT	1,750,000.00	09/24/2021	04/07/2021		1,750,000.00	0.00	1,750,000.00	0.00
973279UH3	462	LMAIN	MC1	WINDCT	2,000,000.00	09/30/2021	10/01/2020	2.000	2,000,000.00	39,888.89	2,039,888.89	39,888.89
677524DU1	415	TAX18B	MC1	OHIOST	3,300,000.00	10/01/2021	04/16/2020	1.562	3,300,000.00	25,773.00	3,325,773.00	25,773.00
88283LJT4	408	LMAIN	MC1	TXTRAN	5,085,000.00	10/01/2021	04/03/2020	5.000	5,085,000.00	127,125.00	5,212,125.00	127,125.00
88283LJT4	409	TAX18A	MC1	TXTRAN	4,000,000.00	10/01/2021	04/03/2020	5.000	4,000,000.00	100,000.00	4,100,000.00	100,000.00
06742V2M2	466	TAX20A	ACP	BARCBK	5,000,000.00	10/12/2021	01/15/2021		5,000,000.00	0.00	5,000,000.00	0.00
05970RY25	468	LMAIN	ACP	BANSAN	5,000,000.00	11/02/2021	02/05/2021		5,000,000.00	0.00	5,000,000.00	0.00
Total Maturities					33,635,000.00				33,635,000.00	317,717.45	33,952,717.45	317,717.45



**Del Mar College
Sales/Call Report
Sorted by Fund - Fund
September 1, 2021 - November 30, 2021**

Patterson & Associates
901 S. MoPac
Suite 195
Austin, TX 78746
-

CUSIP	Investment #	Fund	Issuer Sec. Type	Purchase Date	Redem. Date Matur. Date	Par Value	Rate at Redem.	Book Value at Redem.	Redemption Principal	Redemption Interest	Total Amount	Net Income
2018 Tax Bond A												
31422XJC7	484	TAX18A	FAMCAC FAC	06/28/2021	09/28/2021 06/28/2024	5,000,000.00	0.550	5,000,000.00	5,000,000.00	6,875.00	5,006,875.00 Call	6,875.00
Subtotal						5,000,000.00		5,000,000.00	5,000,000.00	6,875.00	5,006,875.00	6,875.00
Total Sales						5,000,000.00		5,000,000.00	5,000,000.00	6,875.00	5,006,875.00	6,875.00

**Del Mar College
Interest Earnings
Sorted by Fund - Fund
September 1, 2021 - November 30, 2021
Yield on Average Book Value**

Patterson & Associates
901 S. MoPac
Suite 195
Austin, TX 78746
-

										Adjusted Interest Earnings		
CUSIP	Investment #	Fund	Security Type	Ending Par Value	Beginning Book Value	Average Book Value	Maturity Date	Current Rate	Annualized Yield	Interest Earned	Amortization/ Accretion	Adjusted Interest Earnings
Fund: Local Maintenance												
999999996	42	LMAIN	RR3	28,369,024.28	28,805,472.04	32,612,183.62		0.039	0.037	3,030.03	0.00	3,030.03
6936021309	209	LMAIN	RRP	14,542.00	14,786.00	4,871.82				0.00	0.00	0.00
3130APLJ2	502	LMAIN	FAC	8,500,000.00	0.00	1,307,692.31	11/17/2023	0.500	0.507	1,652.78	0.00	1,652.78
62455AWQ6	474	LMAIN	ACP	0.00	1,749,664.58	442,267.15	09/24/2021		0.304	0.00	335.42	335.42
21309	298	LMAIN	LA1	2,208,432.04	2,706,514.19	6,969,470.84		0.010	0.008	146.70	0.00	146.70
06742XWZ6	501	LMAIN	ACP	7,000,000.00	0.00	1,458,266.24	08/09/2022		0.315	0.00	1,145.28	1,145.28
06742XWY9	500	LMAIN	ACP	6,000,000.00	0.00	1,250,406.01	07/12/2022		0.295	0.00	918.33	918.33
88283LJT4	408	LMAIN	MC1	0.00	5,100,776.73	1,678,887.50	10/01/2021	5.000	1.293	21,187.50	-15,776.73	5,410.77
05970RWP6	467	LMAIN	ACP	0.00	4,999,205.56	1,208,699.54	09/23/2021		0.264	0.00	794.44	794.44
05970RY25	468	LMAIN	ACP	0.00	4,997,588.89	3,405,785.29	11/02/2021		0.284	0.00	2,411.11	2,411.11
443728FT2	446	LMAIN	MC1	0.00	2,500,048.40	27,472.53	09/02/2021	1.000	0.307	69.45	-48.40	21.05
973279UH3	462	LMAIN	MC1	0.00	2,002,730.36	637,782.69	09/30/2021	2.000	0.309	3,222.22	-2,730.36	491.86
89232DAE4	475	LMAIN	ACP	5,000,000.00	4,995,500.00	4,997,033.33	01/14/2022		0.243	0.00	3,033.33	3,033.33
89232DC44	479	LMAIN	ACP	5,000,000.00	4,995,911.11	4,996,933.34	03/04/2022		0.162	0.00	2,022.22	2,022.22
64990FC93	481	LMAIN	MC1	1,000,000.00	1,000,000.00	1,000,000.00	03/15/2022	0.167	0.167	417.50	0.00	417.50
678807QR2	485	LMAIN	MC1	3,655,000.00	3,701,725.64	3,698,493.12	07/01/2023	1.000	0.300	9,137.50	-6,371.68	2,765.82
212474HW3	494	LMAIN	MC1	1,000,000.00	0.00	678,917.45	05/15/2022	2.739	0.350	4,565.00	-3,972.32	592.68
851026EC4	497	LMAIN	MC1	2,365,000.00	0.00	1,430,510.72	11/01/2023	0.650	0.608	2,305.88	-139.04	2,166.84
60636VBZ9	498	LMAIN	MC1	2,765,000.00	0.00	1,519,230.77	11/01/2023	0.300	0.298	1,129.04	0.00	1,129.04
6022453S9	503	LMAIN	MC1	4,000,000.00	0.00	361,821.56	12/01/2023	2.000	0.552	1,777.78	-1,279.56	498.22
Subtotal				76,876,998.32	67,569,923.50	69,686,725.82			0.167	48,641.38	-19,657.96	28,983.42
Fund: Plant												
999999996	261	PLANT	RR3	2,263,887.50	2,263,677.91	2,263,749.93		0.039	0.037	209.59	0.00	209.59
64966QLA6	450	PLANT	MC1	4,500,000.00	4,500,000.00	4,500,000.00	08/01/2022	0.360	0.361	4,050.00	0.00	4,050.00
59333NN90	458	PLANT	MC1	5,000,000.00	4,998,915.51	4,999,827.20	04/01/2023	0.375	0.463	4,687.50	1,084.49	5,771.99
Subtotal				11,763,887.50	11,762,593.42	11,763,577.13			0.342	8,947.09	1,084.49	10,031.58

Del Mar College
Interest Earnings
September 1, 2021 - November 30, 2021

Page 2

										Adjusted Interest Earnings		
CUSIP	Investment #	Fund	Security Type	Ending Par Value	Beginning Book Value	Average Book Value	Maturity Date	Current Rate	Annualized Yield	Interest Earned	Amortization/ Accretion	Adjusted Interest Earnings
Fund: Rev Bond I & S												
999999996	107	RBIS	RR3	315,956.19	315,926.94	315,937.00		0.039	0.037	29.25	0.00	29.25
6913041023	205	RBIS	RRP	239.70	239.60	239.64		0.150	0.167	0.10	0.00	0.10
356731BZ1	463	RBIS	MC1	1,800,000.00	1,800,000.00	1,800,000.00	05/01/2024	0.794	0.796	3,573.00	0.00	3,573.00
			Subtotal	2,116,195.89	2,116,166.54	2,116,176.63			0.683	3,602.35	0.00	3,602.35
Fund: Tax Bond I&S												
999999996	49	TAX	RR3	627,529.18	627,471.08	627,491.05		0.039	0.037	58.10	0.00	58.10
6913041015	208	TAX	RRP	3.57	3.57	3.57				0.00	0.00	0.00
683548EQ0	454	TAX	MC1	1,430,000.00	1,430,000.00	1,430,000.00	06/01/2024	0.800	0.802	2,860.00	0.00	2,860.00
59333NQ63	459	TAX	MC1	1,515,000.00	1,552,417.31	1,549,420.03	04/01/2023	2.000	0.432	7,575.00	-5,908.00	1,667.00
			Subtotal	3,572,532.75	3,609,891.96	3,606,914.64			0.510	10,493.10	-5,908.00	4,585.10
Fund: 2018 Tax Bond A												
999999996	315	TAX18A	RR3	759,412.04	5,078,871.62	3,110,777.30		0.039	0.037	289.74	0.00	289.74
3130ANMN7	490	TAX18A	FAC	4,500,000.00	4,499,490.00	4,499,762.97	08/26/2024	0.520	0.567	5,850.00	510.00	6,360.00
3130AN5A4	489	TAX18A	FAC	5,000,000.00	5,000,000.00	5,000,000.00	07/26/2024	0.500	0.501	6,250.00	0.00	6,250.00
3130APAR6	493	TAX18A	FAC	5,000,000.00	0.00	3,406,593.41	09/30/2024	0.550	0.549	4,659.72	0.00	4,659.72
31422XJC7	484	TAX18A	FAC	0.00	5,000,000.00	1,483,516.48	06/28/2024	0.550	0.558	2,062.50	0.00	2,062.50
31422XMV1	495	TAX18A	FAC	2,500,000.00	0.00	1,593,406.59	10/04/2024	0.500	0.498	1,979.17	0.00	1,979.17
06742XDV6	478	TAX18A	ACP	5,000,000.00	4,995,366.67	4,996,900.00	01/18/2022		0.243	0.00	3,033.33	3,033.33
88283LJT4	409	TAX18A	MC1	0.00	4,012,410.41	1,320,658.80	10/01/2021	5.000	1.293	16,666.67	-12,410.41	4,256.26
914378KU7	414	TAX18A	MC1	3,700,000.00	3,720,096.35	3,715,726.89	04/01/2022	2.125	1.192	19,656.25	-8,612.72	11,043.53
298101GX8	476	TAX18A	MC1	3,715,000.00	3,715,000.00	3,715,000.00	09/01/2024	0.500	0.501	4,643.75	0.00	4,643.75
60636WNR2	496	TAX18A	MC1	2,500,000.00	0.00	1,705,652.93	05/01/2024	5.002	0.576	19,104.86	-16,657.57	2,447.29
791526SZ0	499	TAX18A	MC1	2,200,000.00	0.00	1,254,998.83	05/01/2024	2.000	0.441	5,988.89	-4,608.77	1,380.12
			Subtotal	34,874,412.04	36,021,235.05	35,802,994.20			0.542	87,151.55	-38,746.14	48,405.41
Fund: 2018 Tax Bond B												
999999996	316	TAX18B	RR3	1,905,605.16	2,108,975.18	3,414,309.54		0.039	0.036	310.11	0.00	310.11
677524DU1	415	TAX18B	MC1	0.00	3,301,159.71	1,088,096.88	10/01/2021	1.562	1.156	4,295.50	-1,159.71	3,135.79
			Subtotal	1,905,605.16	5,410,134.89	4,502,406.42			0.307	4,605.61	-1,159.71	3,445.90
Fund: 2020 Tax Bond A												
999999996	433	TAX20A	RR3	5,991,890.27	968,118.06	3,673,108.04		0.039	0.037	339.33	0.00	339.33
3130AMZC9	488	TAX20A	FAC	5,000,000.00	5,000,000.00	5,000,000.00	07/12/2024	0.500	0.501	6,250.00	0.00	6,250.00
3130AMWDO	487	TAX20A	FAC	5,000,000.00	5,000,000.00	5,000,000.00	07/12/2024	0.400	0.401	5,000.00	0.00	5,000.00

Del Mar College
Interest Earnings
September 1, 2021 - November 30, 2021

Page 3

										Adjusted Interest Earnings		
CUSIP	Investment #	Fund	Security Type	Ending Par Value	Beginning Book Value	Average Book Value	Maturity Date	Current Rate	Annualized Yield	Interest Earned	Amortization/ Accretion	Adjusted Interest Earnings
Fund: 2020 Tax Bond A												
3130ALJ70	472	TAX20A	FAC	2,500,000.00	2,500,000.00	2,500,000.00	03/12/2024	0.400	0.401	2,500.00	0.00	2,500.00
06742V2M2	466	TAX20A	ACP	0.00	4,998,462.50	2,252,409.34	10/12/2021		0.274	0.00	1,537.50	1,537.50
494135AM8	439	TAX20A	MC1	200,000.00	200,000.00	200,000.00	08/01/2022	0.501	0.502	250.50	0.00	250.50
447154ED3	473	TAX20A	MC1	1,465,000.00	1,465,000.00	1,465,000.00	02/01/2023	0.393	0.394	1,439.36	0.00	1,439.36
64990FD27	482	TAX20A	MC1	1,500,000.00	1,500,000.00	1,500,000.00	03/15/2023	0.267	0.268	1,001.25	0.00	1,001.25
678807QS0	486	TAX20A	MC1	3,655,000.00	3,711,511.61	3,708,981.92	07/01/2024	1.000	0.449	9,137.50	-4,986.32	4,151.18
Subtotal				25,311,890.27	25,343,092.17	25,299,499.30			0.356	25,917.94	-3,448.82	22,469.12
Fund: 2020 Tax Bond B												
999999996	434	TAX20B	RR3	2,024,617.86	13,213,669.44	3,990,161.77		0.039	0.037	364.06	0.00	364.06
3130ANSW1	491	TAX20B	FAC	2,000,000.00	0.00	1,736,212.75	03/13/2024	0.370	0.444	1,603.33	320.00	1,923.33
3130AMT85	483	TAX20B	FAC	10,000,000.00	10,000,000.00	10,000,000.00	06/28/2024	0.400	0.401	10,000.00	0.00	10,000.00
3130ANSN1	492	TAX20B	FAC	5,000,000.00	0.00	3,956,043.96	09/20/2024	0.500	0.500	4,930.56	0.00	4,930.56
494135AN6	440	TAX20B	MC1	305,000.00	305,000.00	305,000.00	08/01/2023	0.602	0.604	459.02	0.00	459.02
64966MWH8	453	TAX20B	MC1	1,020,000.00	1,032,705.40	1,029,482.51	03/01/2022	2.850	0.356	7,267.50	-6,352.70	914.80
934021CN4	452	TAX20B	MC1	3,600,000.00	3,860,599.52	3,839,724.43	04/01/2023	5.000	0.402	45,000.00	-41,147.29	3,852.71
683548EP2	455	TAX20B	NCB	1,235,000.00	1,235,000.00	1,235,000.00	06/01/2023	0.550	0.548	1,688.85	0.00	1,688.85
957897MF5	457	TAX20B	MC1	600,000.00	600,000.00	600,000.00	04/01/2023	0.909	0.911	1,363.50	0.00	1,363.50
89232DAE4	477	TAX20B	ACP	5,000,000.00	4,995,500.00	4,997,033.33	01/14/2022	0.240	0.243	0.00	3,033.33	3,033.33
89232DC44	480	TAX20B	ACP	5,000,000.00	4,995,911.11	4,996,933.34	03/04/2022	0.160	0.162	0.00	2,022.22	2,022.22
Subtotal				35,784,617.86	40,238,385.47	36,685,592.08			0.334	72,676.82	-42,124.44	30,552.38
Total				192,206,139.79	192,071,423.00	189,463,886.23			0.322	262,035.84	-109,960.58	152,075.26

Del Mar College
Amortization Schedule
September 1, 2021 - November 30, 2021
Sorted By Fund - Fund

Patterson & Associates
 901 S. MoPac
 Suite 195
 Austin, TX 78746
 -

Investment #		Maturity Date	Beginning Par Value				Amounts Amortized			
Issuer	Fund	Amort. Date	Current Rate	Purchase Principal	Original Premium or Discount	Ending Book Value	And Unamortized As of 09/01/2021	Amount Amortized This Period	Amt Amortized Through 11/30/2021	Amount Unamortized Through 11/30/2021
Local Maintenance										
467	LMAIN	09/23/2021	5,000,000.00	4,991,441.67	-8,558.33	0.00	7,763.89	794.44	8,558.33	0.00
Banco Santander CP							-794.44			
468	LMAIN	11/02/2021	5,000,000.00	4,989,500.00	-10,500.00	0.00	8,088.89	2,411.11	10,500.00	0.00
Banco Santander CP							-2,411.11			
500	LMAIN	07/12/2022	6,000,000.00	5,988,303.33	-11,696.67	5,989,221.66	0.00	918.33	918.33	-10,778.34
Barclays Bank CP							-11,696.67			
501	LMAIN	08/09/2022	7,000,000.00	6,983,725.00	-16,275.00	6,984,870.28	0.00	1,145.28	1,145.28	-15,129.72
Barclays Bank CP							-16,275.00			
446	LMAIN	09/02/2021	2,500,000.00	2,517,375.00	17,375.00	0.00	-17,326.60	-48.40	-17,375.00	0.00
Hudson County NJ Impr Auth			1.000				48.40			
503	LMAIN	12/01/2023	4,000,000.00	4,116,440.00	116,440.00	4,115,160.44	0.00	-1,279.56	-1,279.56	115,160.44
Milwaukee County WI			2.000				116,440.00			
474	LMAIN	09/24/2021	1,750,000.00	1,747,520.83	-2,479.17	0.00	2,143.75	335.42	2,479.17	0.00
Mountcliff Funding CP							-335.42			
485	LMAIN	07/01/2023	3,655,000.00	3,705,548.65	50,548.65	3,695,353.96	-3,823.01	-6,371.68	-10,194.69	40,353.96
Oklahoma County OK ISD			1.000				46,725.64			
494	LMAIN	05/15/2022	1,000,000.00	1,014,830.00	14,830.00	1,010,857.68	0.00	-3,972.32	-3,972.32	10,857.68
Rhode Island St Conv Cntr Auth			2.739				14,830.00			
497	LMAIN	11/01/2023	2,365,000.00	2,366,915.65	1,915.65	2,366,776.61	0.00	-139.04	-139.04	1,776.61
Springfield MO Public Utility			0.650				1,915.65			
475	LMAIN	01/14/2022	5,000,000.00	4,991,000.00	-9,000.00	4,998,533.33	4,500.00	3,033.33	7,533.33	-1,466.67
Toyota Credit Canada Inc CP							-4,500.00			
479	LMAIN	03/04/2022	5,000,000.00	4,994,066.67	-5,933.33	4,997,933.33	1,844.44	2,022.22	3,866.66	-2,066.67
Toyota Credit Canada Inc CP							-4,088.89			
408	LMAIN	10/01/2021	5,085,000.00	5,367,929.40	282,929.40	0.00	-267,152.67	-15,776.73	-282,929.40	0.00
Texas Trans Commission			5.000				15,776.73			
462	LMAIN	09/30/2021	2,000,000.00	2,033,800.00	33,800.00	0.00	-31,069.64	-2,730.36	-33,800.00	0.00
Town of Windham CT			2.000				2,730.36			
Subtotal				55,808,396.20	453,396.20	34,158,707.29	-295,030.95	-19,657.96	-314,688.91	138,707.29
							158,365.25			
Plant										
458	PLANT	04/01/2023	5,000,000.00	4,986,950.00	-13,050.00	5,000,000.00	11,965.51	1,084.49	13,050.00	0.00
Miami-Dade County FL		10/01/2021	0.375				-1,084.49			

Del Mar College
Amortization Schedule
September 1, 2021 - November 30, 2021

Page 2

Investment #		Maturity Date	Beginning Par Value				Amounts Amortized			
Issuer	Fund	Amort. Date	Current Rate	Purchase Principal	Original Premium or Discount	Ending Book Value	And Unamortized As of 09/01/2021	Amount Amortized This Period	Amt Amortized Through 11/30/2021	Amount Unamortized Through 11/30/2021
			Subtotal	4,986,950.00	-13,050.00	5,000,000.00	11,965.51 -1,084.49	1,084.49	13,050.00	0.00
Tax Bond I&S										
459	TAX	04/01/2023	1,515,000.00	1,574,145.60	59,145.60	1,546,509.31	-21,728.29 37,417.31	-5,908.00	-27,636.29	31,509.31
			Miami-Dade County FL	2.000						
			Subtotal	1,574,145.60	59,145.60	1,546,509.31	-21,728.29 37,417.31	-5,908.00	-27,636.29	31,509.31
2018 Tax Bond A										
478	TAX18A	01/18/2022	5,000,000.00	4,991,000.00	-9,000.00	4,998,400.00	4,366.67 -4,633.33	3,033.33	7,400.00	-1,600.00
			Barclays Bank CP							
476	TAX18A	09/01/2024	3,715,000.00	3,714,368.45	-631.55	3,715,000.00	631.55 0.00	0.00	631.55	0.00
			City of Eudora KS	0.500						
490	TAX18A	08/26/2024	4,500,000.00	4,499,460.00	-540.00	4,500,000.00	30.00 -510.00	510.00	540.00	0.00
			FHLB Call Note	0.520						
496	TAX18A	05/01/2024	2,500,000.00	2,780,150.00	280,150.00	2,763,492.43	0.00 280,150.00	-16,657.57	-16,657.57	263,492.43
			MO St Highways & Transit Comm	5.002						
499	TAX18A	05/01/2024	2,200,000.00	2,286,438.00	86,438.00	2,281,829.23	0.00 86,438.00	-4,608.77	-4,608.77	81,829.23
			St Louis County MO	2.000						
409	TAX18A	10/01/2021	4,000,000.00	4,222,560.00	222,560.00	0.00	-210,149.59 12,410.41	-12,410.41	-222,560.00	0.00
			Texas Trans Commission	5.000						
414	TAX18A	04/01/2022	3,700,000.00	3,767,562.00	67,562.00	3,711,483.63	-47,465.65 20,096.35	-8,612.72	-56,078.37	11,483.63
			University of Kentucky	2.125						
			Subtotal	26,261,538.45	646,538.45	21,970,205.29	-252,587.02 393,951.43	-38,746.14	-291,333.16	355,205.29
2018 Tax Bond B										
415	TAX18B	10/01/2021	3,300,000.00	3,320,295.00	20,295.00	0.00	-19,135.29 1,159.71	-1,159.71	-20,295.00	0.00
			Ohio State Corrections Facs	1.562						
			Subtotal	3,320,295.00	20,295.00	0.00	-19,135.29 1,159.71	-1,159.71	-20,295.00	0.00
2020 Tax Bond A										
466	TAX20A	10/12/2021	5,000,000.00	4,989,875.00	-10,125.00	0.00	8,587.50 -1,537.50	1,537.50	10,125.00	0.00
			Barclays Bank CP							
472	TAX20A	03/12/2024	2,500,000.00	2,499,625.00	-375.00	2,500,000.00	375.00 0.00	0.00	375.00	0.00
			FHLB Call Note	0.400						
486	TAX20A	07/01/2024	3,655,000.00	3,714,503.40	59,503.40	3,706,525.29	-2,991.79 56,511.61	-4,986.32	-7,978.11	51,525.29
			Oklahoma County OK ISD	1.000						

Del Mar College
Amortization Schedule
September 1, 2021 - November 30, 2021

Page 3

Investment #		Maturity Date	Beginning Par Value				Amounts Amortized			
Issuer	Fund	Amort. Date	Current Rate	Purchase Principal	Original Premium or Discount	Ending Book Value	And Unamortized As of 09/01/2021	Amount Amortized This Period	Amt Amortized Through 11/30/2021	Amount Unamortized Through 11/30/2021
			Subtotal	11,204,003.40	49,003.40	6,206,525.29	5,970.71 54,974.11	-3,448.82	2,521.89	51,525.29
2020 Tax Bond B										
491	TAX20B	03/13/2024	2,000,000.00	1,999,680.00	-320.00	2,000,000.00	0.00	320.00	320.00	0.00
FHLB Call Note		10/13/2021	0.370				-320.00			
453	TAX20B	03/01/2022	1,020,000.00	1,057,128.00	37,128.00	1,026,352.70	-24,422.60	-6,352.70	-30,775.30	6,352.70
City of New York NY			2.850				12,705.40			
477	TAX20B	01/14/2022	5,000,000.00	4,991,000.00	-9,000.00	4,998,533.33	4,500.00	3,033.33	7,533.33	-1,466.67
Toyota Credit Canada Inc CP			0.240				-4,500.00			
480	TAX20B	03/04/2022	5,000,000.00	4,994,066.67	-5,933.33	4,997,933.33	1,844.44	2,022.22	3,866.66	-2,066.67
Toyota Credit Canada Inc CP			0.160				-4,088.89			
452	TAX20B	04/01/2023	3,600,000.00	4,018,788.00	418,788.00	3,819,452.23	-158,188.48	-41,147.29	-199,335.77	219,452.23
Ward County ND			5.000				260,599.52			
			Subtotal	17,060,662.67	440,662.67	16,842,271.59	-176,266.64 264,396.03	-42,124.44	-218,391.08	222,271.59
			Total	120,215,991.32	1,655,991.32	85,724,218.77	-746,811.97 909,179.35	-109,960.58	-856,772.55	799,218.77

Del Mar College
Projected Cashflow Report
Sorted by Monthly
For the Period December 1, 2021 - June 30, 2022

Patterson & Associates
901 S. MoPac
Suite 195
Austin, TX 78746
-

Projected Trans. Date	Investment #	Fund	Security ID	Transaction Type	Issuer	Par Value	Original Cost	Principal	Interest	Total
December 2021										
12/01/2021	454	TAX	683548EQ0	Interest	Opelika AL Utilities	0.00	0.00	0.00	5,720.00	5,720.00
12/01/2021	455	TAX20B	683548EP2	Interest	Opelika AL Utilities	0.00	0.00	0.00	3,396.25	3,396.25
12/08/2021	504	LMAIN	53948BH85	Purchase	Lloyds Bank CP	0.00	0.00	-2,493,925.00	0.00	-2,493,925.00
12/08/2021	505	LMAIN	53948BJ26	Purchase	Lloyds Bank CP	0.00	0.00	-2,492,555.55	0.00	-2,492,555.55
12/12/2021	472	TAX20A	3130ALJ70	Call	FHLB Call Note	2,500,000.00	2,499,625.00	2,500,000.00	0.00	2,500,000.00
12/13/2021	491	TAX20B	3130ANSW1	Call	FHLB Call Note	2,000,000.00	1,999,680.00	2,000,000.00	0.00	2,000,000.00
12/20/2021	492	TAX20B	3130ANSN1	Call	FHLB Call Note	5,000,000.00	5,000,000.00	5,000,000.00	0.00	5,000,000.00
12/28/2021	483	TAX20B	3130AMT85	Interest	FHLB Call Note	0.00	0.00	0.00	20,000.00	20,000.00
12/28/2021	483	TAX20B	3130AMT85	Call	FHLB Call Note	10,000,000.00	10,000,000.00	10,000,000.00	0.00	10,000,000.00
12/30/2021	493	TAX18A	3130APAR6	Call	FHLB Call Note	5,000,000.00	5,000,000.00	5,000,000.00	0.00	5,000,000.00
Total for December 2021						24,500,000.00	24,499,305.00	19,513,519.45	29,116.25	19,542,635.70
January 2022										
01/12/2022	487	TAX20A	3130AMWD0	Interest	FHLB Call Note	0.00	0.00	0.00	10,000.00	10,000.00
01/12/2022	487	TAX20A	3130AMWD0	Call	FHLB Call Note	5,000,000.00	5,000,000.00	5,000,000.00	0.00	5,000,000.00
01/12/2022	488	TAX20A	3130AMZC9	Interest	FHLB Call Note	0.00	0.00	0.00	12,500.00	12,500.00
01/12/2022	488	TAX20A	3130AMZC9	Call	FHLB Call Note	5,000,000.00	5,000,000.00	5,000,000.00	0.00	5,000,000.00
01/14/2022	475	LMAIN	89232DAE4	Maturity	Toyota Credit Canada Inc CP	5,000,000.00	4,991,000.00	5,000,000.00	0.00	5,000,000.00
01/14/2022	477	TAX20B	89232DAE4	Maturity	Toyota Credit Canada Inc CP	5,000,000.00	4,991,000.00	5,000,000.00	0.00	5,000,000.00
01/18/2022	478	TAX18A	06742XDV6	Maturity	Barclays Bank CP	5,000,000.00	4,991,000.00	5,000,000.00	0.00	5,000,000.00
01/26/2022	489	TAX18A	3130AN5A4	Interest	FHLB Call Note	0.00	0.00	0.00	12,500.00	12,500.00
01/26/2022	489	TAX18A	3130AN5A4	Call	FHLB Call Note	5,000,000.00	5,000,000.00	5,000,000.00	0.00	5,000,000.00
Total for January 2022						30,000,000.00	29,973,000.00	30,000,000.00	35,000.00	30,035,000.00
February 2022										
02/01/2022	439	TAX20A	494135AM8	Interest	Killeen TX	0.00	0.00	0.00	501.00	501.00
02/01/2022	440	TAX20B	494135AN6	Interest	Killeen TX	0.00	0.00	0.00	918.05	918.05
02/01/2022	450	PLANT	64966QLA6	Interest	City of New York NY	0.00	0.00	0.00	8,100.00	8,100.00
02/01/2022	473	TAX20A	447154ED3	Interest	Huntsville AL Public Bldg	0.00	0.00	0.00	2,878.73	2,878.73
02/17/2022	502	LMAIN	3130APLJ2	Call	FHLB Call Note	8,500,000.00	8,500,000.00	8,500,000.00	0.00	8,500,000.00
02/26/2022	490	TAX18A	3130ANMN7	Interest	FHLB Call Note	0.00	0.00	0.00	11,700.00	11,700.00
02/26/2022	490	TAX18A	3130ANMN7	Call	FHLB Call Note	4,500,000.00	4,499,460.00	4,500,000.00	0.00	4,500,000.00

Portfolio DMAR
AP

Del Mar College
Projected Cashflow Report
For the Period December 1, 2021 - June 30, 2022

Page 2

Projected Trans. Date	Investment #	Fund	Security ID	Transaction Type	Issuer	Par Value	Original Cost	Principal	Interest	Total
Total for February 2022						13,000,000.00	12,999,460.00	13,000,000.00	24,097.78	13,024,097.78
March 2022										
03/01/2022	453	TAX20B	64966MWH8	Maturity	City of New York NY	1,020,000.00	1,057,128.00	1,020,000.00	14,535.00	1,034,535.00
03/01/2022	476	TAX18A	298101GX8	Interest	City of Eudora KS	0.00	0.00	0.00	9,287.50	9,287.50
03/04/2022	479	LMAIN	89232DC44	Maturity	Toyota Credit Canada Inc CP	5,000,000.00	4,994,066.67	5,000,000.00	0.00	5,000,000.00
03/04/2022	480	TAX20B	89232DC44	Maturity	Toyota Credit Canada Inc CP	5,000,000.00	4,994,066.67	5,000,000.00	0.00	5,000,000.00
03/12/2022	472	TAX20A	3130ALJ70	Interest	FHLB Call Note	0.00	0.00	0.00	5,000.00	5,000.00
03/13/2022	491	TAX20B	3130ANSW1	Interest	FHLB Call Note	0.00	0.00	0.00	3,700.00	3,700.00
03/15/2022	481	LMAIN	64990FC93	Maturity	NY State Dorm Authority	1,000,000.00	1,000,000.00	1,000,000.00	1,215.39	1,001,215.39
03/15/2022	482	TAX20A	64990FD27	Interest	NY State Dorm Authority	0.00	0.00	0.00	2,914.75	2,914.75
03/20/2022	492	TAX20B	3130ANSN1	Interest	FHLB Call Note	0.00	0.00	0.00	12,500.00	12,500.00
03/30/2022	493	TAX18A	3130APAR6	Interest	FHLB Call Note	0.00	0.00	0.00	13,750.00	13,750.00
Total for March 2022						12,020,000.00	12,045,261.34	12,020,000.00	62,902.64	12,082,902.64
April 2022										
04/01/2022	414	TAX18A	914378KU7	Maturity	University of Kentucky	3,700,000.00	3,767,562.00	3,700,000.00	39,312.50	3,739,312.50
04/01/2022	452	TAX20B	934021CN4	Interest	Ward County ND	0.00	0.00	0.00	90,000.00	90,000.00
04/01/2022	457	TAX20B	957897MF5	Interest	Western Carolina University NC	0.00	0.00	0.00	2,727.00	2,727.00
04/01/2022	458	PLANT	59333NN90	Interest	Miami-Dade County FL	0.00	0.00	0.00	9,375.00	9,375.00
04/01/2022	459	TAX	59333NQ63	Interest	Miami-Dade County FL	0.00	0.00	0.00	15,150.00	15,150.00
04/04/2022	495	TAX18A	31422XMV1	Interest	FRMAC Call Note	0.00	0.00	0.00	6,250.00	6,250.00
Total for April 2022						3,700,000.00	3,767,562.00	3,700,000.00	162,814.50	3,862,814.50
May 2022										
05/01/2022	463	RBIS	356731BZ1	Interest	Village of Freeport NY	0.00	0.00	0.00	7,146.00	7,146.00
05/01/2022	496	TAX18A	60636WNR2	Interest	MO St Highways & Transit Comm	0.00	0.00	0.00	62,525.00	62,525.00
05/01/2022	497	LMAIN	851026EC4	Interest	Springfield MO Public Utility	0.00	0.00	0.00	8,711.08	8,711.08
05/01/2022	498	LMAIN	60636VBZ9	Interest	MO State Dev Fin Board	0.00	0.00	0.00	4,585.29	4,585.29
05/01/2022	499	TAX18A	791526SZ0	Interest	St Louis County MO	0.00	0.00	0.00	24,322.22	24,322.22
05/15/2022	494	LMAIN	212474HW3	Maturity	Rhode Island St Conv Cntr Auth	1,000,000.00	1,014,830.00	1,000,000.00	13,695.00	1,013,695.00
05/17/2022	502	LMAIN	3130APLJ2	Interest	FHLB Call Note	0.00	0.00	0.00	21,250.00	21,250.00
Total for May 2022						1,000,000.00	1,014,830.00	1,000,000.00	142,234.59	1,142,234.59
June 2022										
06/01/2022	454	TAX	683548EQ0	Interest	Opelika AL Utilities	0.00	0.00	0.00	5,720.00	5,720.00
06/01/2022	455	TAX20B	683548EP2	Interest	Opelika AL Utilities	0.00	0.00	0.00	3,396.25	3,396.25
06/01/2022	503	LMAIN	6022453S9	Interest	Milwaukee County WI	0.00	0.00	0.00	41,777.78	41,777.78
06/28/2022	483	TAX20B	3130AMT85	Interest	FHLB Call Note	0.00	0.00	0.00	20,000.00	20,000.00

Del Mar College
Projected Cashflow Report
For the Period December 1, 2021 - June 30, 2022

Page 3

Projected Trans. Date	Investment #	Fund	Security ID	Transaction Type	Issuer	Par Value	Original Cost	Principal	Interest	Total
Total for June 2022						0.00	0.00	0.00	70,894.03	70,894.03
GRAND TOTALS:						84,220,000.00	84,299,418.34	79,233,519.45	527,059.79	79,760,579.24

Del Mar College
Texas Compliance Change in Val Report
Sorted by Fund
September 1, 2021 - November 30, 2021

Patterson & Associates
901 S. MoPac
Suite 195
Austin, TX 78746
-

Inv #	Issuer	Fund	Purch Date	Interest Accrual	Beginning Book Value	Purchases/	Redemptions	Change in Value	Ending Book Value
Cusip	Par Value	YTM	Mat Date	Interest Received	Beginning Market Value	Additions			Ending Market Value
Fund: Local Maintenance									
209	WFABC	LMAIN	09/01/2014	0.00	14,786.00	183,930,229.26	183,930,473.26	-244.00	14,542.00
6936021309	14,542.00	0.000	/ /	0.00	14,786.00	183,930,229.26	183,930,473.26	-244.00	14,542.00
298	WFSTSW	LMAIN	09/01/2021	146.70	2,706,514.19	63,794,821.30	64,292,762.37	-498,082.15	2,208,432.04
21309	2,208,432.04	0.010	/ /	141.08	2,706,514.19	63,794,821.30	64,292,762.37	-498,082.15	2,208,432.04
40	TXSTAR	LMAIN	09/01/2006	0.00	0.00	0.00	0.00	0.00	0.00
999999997	0.00	0.000	/ /	0.00	0.00	0.00	0.00	0.00	0.00
408	TXTRAN	LMAIN	04/03/2020	21,187.50	5,100,776.73	0.00	5,085,000.00	-5,100,776.73	0.00
88283LJT4	0.00	0.000	10/01/2021	127,125.00	5,105,187.45	0.00	5,085,000.00	-5,105,187.45	0.00
41	TXPOOL	LMAIN	09/01/2006	0.00	0.00	0.00	0.00	0.00	0.00
999999995	0.00	0.000	/ /	0.00	0.00	0.00	0.00	0.00	0.00
42	LOGIC	LMAIN	09/01/2006	3,030.03	28,805,472.04	30,072,758.12	30,509,205.88	-436,447.76	28,369,024.28
999999996	28,369,024.28	0.039	/ /	3,030.03	28,805,472.04	30,072,758.12	30,509,205.88	-436,447.76	28,369,024.28
446	HUDSON	LMAIN	09/03/2020	69.45	2,500,048.40	0.00	2,500,000.00	-2,500,048.40	0.00
443728FT2	0.00	0.000	09/02/2021	24,930.56	2,500,000.00	0.00	2,500,000.00	-2,500,000.00	0.00
462	WINDCT	LMAIN	10/01/2020	3,222.22	2,002,730.36	0.00	2,000,000.00	-2,002,730.36	0.00
973279UH3	0.00	0.000	09/30/2021	39,888.89	2,002,940.00	0.00	2,000,000.00	-2,002,940.00	0.00
467	BANSAN	LMAIN	01/29/2021	0.00	4,999,205.56	0.00	5,000,000.00	-4,999,205.56	0.00
05970RWP6	0.00	0.000	09/23/2021	0.00	4,999,205.56	0.00	5,000,000.00	-4,999,205.56	0.00
468	BANSAN	LMAIN	02/05/2021	0.00	4,997,588.89	0.00	5,000,000.00	-4,997,588.89	0.00
05970RY25	0.00	0.000	11/02/2021	0.00	4,997,588.89	0.00	5,000,000.00	-4,997,588.89	0.00
474	MOUNT	LMAIN	04/07/2021	0.00	1,749,664.58	0.00	1,750,000.00	-1,749,664.58	0.00
62455AWQ6	0.00	0.000	09/24/2021	0.00	1,749,664.58	0.00	1,750,000.00	-1,749,664.58	0.00

Portfolio DMAR

Del Mar College
Texas Compliance Change in Val Report
September 1, 2021 - November 30, 2021

Page 2

Inv #	Issuer	Fund	Purch Date	Interest Accrual	Beginning Book Value				Ending Book Value
Cusip	Par Value	YTM	Mat Date	Interest Received	Beginning Market Value	Purchases/ Additions	Redemptions	Change in Value	Ending Market Value
475	TOYCCI	LMAIN	04/19/2021	0.00	4,995,500.00	0.00	0.00	3,033.33	4,998,533.33
89232DAE4	5,000,000.00	0.243	01/14/2022	0.00	4,995,500.00	0.00	0.00	4,000.00	4,999,500.00
479	TOYCCI	LMAIN	06/10/2021	0.00	4,995,911.11	0.00	0.00	2,022.22	4,997,933.33
89232DC44	5,000,000.00	0.162	03/04/2022	0.00	4,995,911.11	0.00	0.00	2,768.89	4,998,680.00
481	NYDORM	LMAIN	06/23/2021	417.50	1,000,000.00	0.00	0.00	0.00	1,000,000.00
64990FC93	1,000,000.00	0.167	03/15/2022	0.00	998,970.00	0.00	0.00	850.00	999,820.00
485	OKLACO	LMAIN	07/07/2021	9,137.50	3,701,725.64	0.00	0.00	-6,371.68	3,695,353.96
678807QR2	3,655,000.00	0.298	07/01/2023	0.00	3,710,629.10	0.00	0.00	-14,364.15	3,696,264.95
494	RHODE	LMAIN	10/01/2021	4,565.00	0.00	1,014,830.00	0.00	1,010,857.68	1,010,857.68
212474HW3	1,000,000.00	0.350	05/15/2022	3,347.67	0.00	1,014,830.00	0.00	1,009,740.00	1,009,740.00
497	SPRING	LMAIN	10/07/2021	2,305.88	0.00	2,366,915.65	0.00	2,366,776.61	2,366,776.61
851026EC4	2,365,000.00	0.610	11/01/2023	0.00	0.00	2,366,915.65	0.00	2,361,499.80	2,361,499.80
498	MODEV	LMAIN	10/12/2021	1,129.04	0.00	2,765,000.00	0.00	2,765,000.00	2,765,000.00
60636VBZ9	2,765,000.00	0.299	11/01/2023	0.00	0.00	2,765,000.00	0.00	2,745,147.30	2,745,147.30
500	BARCBK	LMAIN	11/12/2021	0.00	0.00	5,988,303.33	0.00	5,989,221.66	5,989,221.66
06742XWY9	6,000,000.00	0.293	07/12/2022	0.00	0.00	5,988,303.33	0.00	5,988,240.00	5,988,240.00
501	BARCBK	LMAIN	11/12/2021	0.00	0.00	6,983,725.00	0.00	6,984,870.28	6,984,870.28
06742XWZ6	7,000,000.00	0.314	08/09/2022	0.00	0.00	6,983,725.00	0.00	6,984,124.00	6,984,124.00
502	FHLBC	LMAIN	11/17/2021	1,652.78	0.00	8,500,000.00	0.00	8,500,000.00	8,500,000.00
3130APLJ2	8,500,000.00	0.500	11/17/2023	0.00	0.00	8,500,000.00	0.00	8,477,558.47	8,477,558.47
503	MILWCO	LMAIN	11/23/2021	1,777.78	0.00	4,116,440.00	0.00	4,115,160.44	4,115,160.44
6022453S9	4,000,000.00	0.550	12/01/2023	0.00	0.00	4,116,440.00	0.00	4,109,080.00	4,109,080.00
Sub Totals For: Fund: Local Maintenance				48,641.38	67,569,923.50	309,533,022.66	300,067,441.51	9,445,782.11	77,015,705.61
				198,463.23	67,582,368.92	309,533,022.66	300,067,441.51	9,379,283.92	76,961,652.84

Fund: Plant

Portfolio DMAR

Del Mar College
Texas Compliance Change in Val Report
September 1, 2021 - November 30, 2021

Page 3

Inv #	Issuer	Fund	Purch Date	Interest Accrual	Beginning Book Value				Ending Book Value
Cusip	Par Value	YTM	Mat Date	Interest Received	Beginning Market Value	Purchases/ Additions	Redemptions	Change in Value	Ending Market Value
261	LOGIC	PLANT	01/27/2017	209.59	2,263,677.91	209.59	0.00	209.59	2,263,887.50
999999996	2,263,887.50	0.039	/ /	209.59	2,263,677.91	209.59	0.00	209.59	2,263,887.50
450	NEWYRK	PLANT	09/09/2020	4,050.00	4,500,000.00	0.00	0.00	0.00	4,500,000.00
64966QLA6	4,500,000.00	0.360	08/01/2022	0.00	4,506,570.00	0.00	0.00	-7,245.00	4,499,325.00
458	MIAMI	PLANT	09/30/2020	4,687.50	4,998,915.51	0.00	0.00	1,084.49	5,000,000.00
59333NN90	5,000,000.00	0.480	04/01/2023	9,375.00	4,985,900.00	0.00	0.00	3,600.00	4,989,500.00
Sub Totals For: Fund: Plant				8,947.09	11,762,593.42	209.59	0.00	1,294.08	11,763,887.50
				9,584.59	11,756,147.91	209.59	0.00	-3,435.41	11,752,712.50
Fund: Rev Bond I & S									
107	LOGIC	RBIS	08/27/2009	29.25	315,926.94	29.25	0.00	29.25	315,956.19
999999996	315,956.19	0.039	/ /	29.25	315,926.94	29.25	0.00	29.25	315,956.19
205	WFBC+	RBIS	08/01/2014	0.10	239.60	0.10	0.00	0.10	239.70
6913041023	239.70	0.150	/ /	0.10	239.60	0.10	0.00	0.10	239.70
463	FREENY	RBIS	10/07/2020	3,573.00	1,800,000.00	0.00	0.00	0.00	1,800,000.00
356731BZ1	1,800,000.00	0.794	05/01/2024	7,146.00	1,810,494.00	0.00	0.00	-15,156.00	1,795,338.00
50	TXPOOL	RBIS	09/01/2006	0.00	0.00	0.00	0.00	0.00	0.00
999999995	0.00	0.000	/ /	0.00	0.00	0.00	0.00	0.00	0.00
Sub Totals For: Fund: Rev Bond I & S				3,602.35	2,116,166.54	29.35	0.00	29.35	2,116,195.89
				7,175.35	2,126,660.54	29.35	0.00	-15,126.65	2,111,533.89
Fund: Tax Bond I&S									
208	WFABC	TAX	09/01/2014	0.00	3.57	0.00	0.00	0.00	3.57
6913041015	3.57	0.000	/ /	0.00	3.57	0.00	0.00	0.00	3.57
454	OPELAL	TAX	09/16/2020	2,860.00	1,430,000.00	0.00	0.00	0.00	1,430,000.00
683548EQ0	1,430,000.00	0.800	06/01/2024	0.00	1,429,571.00	0.00	0.00	-11,797.50	1,417,773.50
459	MIAMI	TAX	09/30/2020	7,575.00	1,552,417.31	0.00	0.00	-5,908.00	1,546,509.31
59333NQ63	1,515,000.00	0.430	04/01/2023	15,150.00	1,549,405.65	0.00	0.00	-9,453.60	1,539,952.05

Portfolio DMAR

Del Mar College
Texas Compliance Change in Val Report
September 1, 2021 - November 30, 2021

Page 4

Inv #	Issuer	Fund	Purch Date	Interest Accrual	Beginning Book Value				Ending Book Value
Cusip	Par Value	YTM	Mat Date	Interest Received	Beginning Market Value	Purchases/ Additions	Redemptions	Change in Value	Ending Market Value
48	TXPOOL	TAX	09/01/2006	0.00	0.00	0.00	0.00	0.00	0.00
999999995	0.00	0.000	/ /	0.00	0.00	0.00	0.00	0.00	0.00
49	LOGIC	TAX	09/01/2006	58.10	627,471.08	58.10	0.00	58.10	627,529.18
999999996	627,529.18	0.039	/ /	58.10	627,471.08	58.10	0.00	58.10	627,529.18
Sub Totals For: Fund: Tax Bond I&S				10,493.10	3,609,891.96	58.10	0.00	-5,849.90	3,604,042.06
				15,208.10	3,606,451.30	58.10	0.00	-21,193.00	3,585,258.30
Fund: Series 2016 Tax Bond									
252	LOGIC	TAX16	10/03/2016	0.00	0.00	0.00	0.00	0.00	0.00
999999996	0.00	0.000	/ /	0.00	0.00	0.00	0.00	0.00	0.00
Sub Totals For: Fund: Series 2016 Tax Bond				0.00	0.00	0.00	0.00	0.00	0.00
				0.00	0.00	0.00	0.00	0.00	0.00
Fund: Series 2017 Tax Bond									
279	LOGIC	TAX17	07/05/2017	0.00	0.00	0.00	0.00	0.00	0.00
999999996	0.00	0.000	/ /	0.00	0.00	0.00	0.00	0.00	0.00
Sub Totals For: Fund: Series 2017 Tax Bond				0.00	0.00	0.00	0.00	0.00	0.00
				0.00	0.00	0.00	0.00	0.00	0.00
Fund: 2018 Tax Bond A									
315	LOGIC	TAX18A	08/10/2018	289.74	5,078,871.62	5,007,164.74	9,326,624.32	-4,319,459.58	759,412.04
999999996	759,412.04	0.039	/ /	289.74	5,078,871.62	5,007,164.74	9,326,624.32	-4,319,459.58	759,412.04
409	TXTRAN	TAX18A	04/03/2020	16,666.67	4,012,410.41	0.00	4,000,000.00	-4,012,410.41	0.00
88283LJT4	0.00	0.000	10/01/2021	100,000.00	4,015,880.00	0.00	4,000,000.00	-4,015,880.00	0.00
414	UNIVKY	TAX18A	04/15/2020	19,656.25	3,720,096.35	0.00	0.00	-8,612.72	3,711,483.63
914378KU7	3,700,000.00	1.180	04/01/2022	39,312.50	3,735,853.00	0.00	0.00	-15,503.00	3,720,350.00
476	EUDORA	TAX18A	04/19/2021	4,643.75	3,715,000.00	0.00	0.00	0.00	3,715,000.00
298101GX8	3,715,000.00	0.504	09/01/2024	6,810.83	3,713,476.85	0.00	0.00	-36,667.05	3,676,809.80

Portfolio DMAR

Del Mar College
Texas Compliance Change in Val Report
September 1, 2021 - November 30, 2021

Inv #	Issuer	Fund	Purch Date	Interest Accrual	Beginning Book Value				Ending Book Value
Cusip	Par Value	YTM	Mat Date	Interest Received	Beginning Market Value	Purchases/ Additions	Redemptions	Change in Value	Ending Market Value
478	BARCBK	TAX18A	04/23/2021	0.00	4,995,366.67	0.00	0.00	3,033.33	4,998,400.00
06742XDV6	5,000,000.00	0.243	01/18/2022	0.00	4,995,366.67	0.00	0.00	48.33	4,995,415.00
484	FAMCAC	TAX18A	06/28/2021	2,062.50	5,000,000.00	0.00	5,000,000.00	-5,000,000.00	0.00
31422XJC7	0.00	0.000	06/28/2024	6,875.00	5,001,096.10	0.00	5,000,000.00	-5,001,096.10	0.00
489	FHLBC	TAX18A	07/26/2021	6,250.00	5,000,000.00	0.00	0.00	0.00	5,000,000.00
3130AN5A4	5,000,000.00	0.500	07/26/2024	0.00	5,006,468.95	0.00	0.00	-21,916.00	4,984,552.95
490	FHLBC	TAX18A	08/26/2021	5,850.00	4,499,490.00	0.00	0.00	510.00	4,500,000.00
3130ANMN7	4,500,000.00	0.524	08/26/2024	0.00	4,501,425.60	0.00	0.00	-22,834.98	4,478,590.62
493	FHLBC	TAX18A	09/30/2021	4,659.72	0.00	5,000,000.00	0.00	5,000,000.00	5,000,000.00
3130APAR6	5,000,000.00	0.550	09/30/2024	0.00	0.00	5,000,000.00	0.00	4,959,537.30	4,959,537.30
495	FAMCAC	TAX18A	10/04/2021	1,979.17	0.00	2,500,000.00	0.00	2,500,000.00	2,500,000.00
31422XMV1	2,500,000.00	0.500	10/04/2024	0.00	0.00	2,500,000.00	0.00	2,448,140.65	2,448,140.65
496	MOHWYS	TAX18A	10/06/2021	19,104.86	0.00	2,780,150.00	0.00	2,763,492.43	2,763,492.43
60636WNR2	2,500,000.00	0.600	05/01/2024	8,684.03	0.00	2,780,150.00	0.00	2,738,450.00	2,738,450.00
499	STLOUI	TAX18A	10/12/2021	5,988.89	0.00	2,286,438.00	0.00	2,281,829.23	2,281,829.23
791526SZ0	2,200,000.00	0.450	05/01/2024	0.00	0.00	2,286,438.00	0.00	2,255,374.00	2,255,374.00
Sub Totals For: Fund: 2018 Tax Bond A				87,151.55	36,021,235.05	17,573,752.74	18,326,624.32	-791,617.72	35,229,617.33
				161,972.10	36,048,438.79	17,573,752.74	18,326,624.32	-1,031,806.43	35,016,632.36
Fund: 2018 Tax Bond B									
316	LOGIC	TAX18B	08/10/2018	310.11	2,108,975.18	3,326,083.11	3,529,453.13	-203,370.02	1,905,605.16
999999996	1,905,605.16	0.039	/ /	310.11	2,108,975.18	3,326,083.11	3,529,453.13	-203,370.02	1,905,605.16
415	OHIOST	TAX18B	04/16/2020	4,295.50	3,301,159.71	0.00	3,300,000.00	-3,301,159.71	0.00
677524DU1	0.00	0.000	10/01/2021	25,773.00	3,303,828.00	0.00	3,300,000.00	-3,303,828.00	0.00
Sub Totals For: Fund: 2018 Tax Bond B				4,605.61	5,410,134.89	3,326,083.11	6,829,453.13	-3,504,529.73	1,905,605.16
				26,083.11	5,412,803.18	3,326,083.11	6,829,453.13	-3,507,198.02	1,905,605.16
Fund: 2020 Tax Bond A									

Del Mar College
Texas Compliance Change in Val Report
September 1, 2021 - November 30, 2021

Page 6

Inv #	Issuer	Fund	Purch Date	Interest Accrual	Beginning Book Value				Ending Book Value
Cusip	Par Value	YTM	Mat Date	Interest Received	Beginning Market Value	Purchases/ Additions	Redemptions	Change in Value	Ending Market Value
433	LOGIC	TAX20A	06/30/2020	339.33	968,118.06	5,023,772.21	0.00	5,023,772.21	5,991,890.27
999999996	5,991,890.27	0.039	/ /	339.33	968,118.06	5,023,772.21	0.00	5,023,772.21	5,991,890.27
439	KILNTX	TAX20A	08/18/2020	250.50	200,000.00	0.00	0.00	0.00	200,000.00
494135AM8	200,000.00	0.501	08/01/2022	0.00	200,440.00	0.00	0.00	-216.00	200,224.00
466	BARCBK	TAX20A	01/15/2021	0.00	4,998,462.50	0.00	5,000,000.00	-4,998,462.50	0.00
06742V2M2	0.00	0.000	10/12/2021	0.00	4,998,462.50	0.00	5,000,000.00	-4,998,462.50	0.00
472	FHLBC	TAX20A	03/12/2021	2,500.00	2,500,000.00	0.00	0.00	0.00	2,500,000.00
3130ALJ70	2,500,000.00	0.405	03/12/2024	5,000.00	2,500,243.63	0.00	0.00	-7,224.03	2,493,019.60
473	HUNTAL	TAX20A	03/18/2021	1,439.36	1,465,000.00	0.00	0.00	0.00	1,465,000.00
447154ED3	1,465,000.00	0.393	02/01/2023	0.00	1,469,556.15	0.00	0.00	-3,882.25	1,465,673.90
482	NYDORM	TAX20A	06/23/2021	1,001.25	1,500,000.00	0.00	0.00	0.00	1,500,000.00
64990FD27	1,500,000.00	0.266	03/15/2023	0.00	1,495,845.00	0.00	0.00	-1,275.00	1,494,570.00
486	OKLACO	TAX20A	07/07/2021	9,137.50	3,711,511.61	0.00	0.00	-4,986.32	3,706,525.29
678807QS0	3,655,000.00	0.383	07/01/2024	0.00	3,721,594.10	0.00	0.00	-20,102.50	3,701,491.60
487	FHLBC	TAX20A	07/12/2021	5,000.00	5,000,000.00	0.00	0.00	0.00	5,000,000.00
3130AMWD0	5,000,000.00	0.400	07/12/2024	0.00	4,996,121.20	0.00	0.00	-29,366.25	4,966,754.95
488	FHLBC	TAX20A	07/12/2021	6,250.00	5,000,000.00	0.00	0.00	0.00	5,000,000.00
3130AMZC9	5,000,000.00	0.500	07/12/2024	0.00	5,002,471.85	0.00	0.00	-25,987.55	4,976,484.30
Sub Totals For: Fund: 2020 Tax Bond A				25,917.94	25,343,092.17	5,023,772.21	5,000,000.00	20,323.39	25,363,415.56
				5,339.33	25,352,852.49	5,023,772.21	5,000,000.00	-62,743.87	25,290,108.62
Fund: 2020 Tax Bond B									
434	LOGIC	TAX20B	06/30/2020	364.06	13,213,669.44	364.06	11,189,415.64	-11,189,051.58	2,024,617.86
999999996	2,024,617.86	0.039	/ /	364.06	13,213,669.44	364.06	11,189,415.64	-11,189,051.58	2,024,617.86
440	KILNTX	TAX20B	08/18/2020	459.02	305,000.00	0.00	0.00	0.00	305,000.00
494135AN6	305,000.00	0.602	08/01/2023	0.00	305,997.35	0.00	0.00	-1,433.50	304,563.85

Portfolio DMAR

Del Mar College
Texas Compliance Change in Val Report
September 1, 2021 - November 30, 2021

Page 7

Inv #	Issuer	Fund	Purch Date	Interest Accrual	Beginning Book Value				Ending Book Value
Cusip	Par Value	YTM	Mat Date	Interest Received	Beginning Market Value	Purchases/ Additions	Redemptions	Change in Value	Ending Market Value
452	WARDCO	TAX20B	09/15/2020	45,000.00	3,860,599.52	0.00	0.00	-41,147.29	3,819,452.23
934021CN4	3,600,000.00	0.400	04/01/2023	90,000.00	3,864,312.00	0.00	0.00	-46,728.00	3,817,584.00
453	NEWYRK	TAX20B	09/15/2020	7,267.50	1,032,705.40	0.00	0.00	-6,352.70	1,026,352.70
64966MWH8	1,020,000.00	0.350	03/01/2022	14,535.00	1,033,484.40	0.00	0.00	-7,048.20	1,026,436.20
455	OPELAL	TAX20B	09/16/2020	1,688.85	1,235,000.00	0.00	0.00	0.00	1,235,000.00
683548EP2	1,235,000.00	0.550	06/01/2023	0.00	1,237,124.20	0.00	0.00	-4,618.90	1,232,505.30
457	WESTCA	TAX20B	09/30/2020	1,363.50	600,000.00	0.00	0.00	0.00	600,000.00
957897MF5	600,000.00	0.908	04/01/2023	2,727.00	601,734.00	0.00	0.00	-1,932.00	599,802.00
477	TOYCCI	TAX20B	04/19/2021	0.00	4,995,500.00	0.00	0.00	3,033.33	4,998,533.33
89232DAE4	5,000,000.00	0.243	01/14/2022	0.00	4,995,500.00	0.00	0.00	4,000.00	4,999,500.00
480	TOYCCI	TAX20B	06/10/2021	0.00	4,995,911.11	0.00	0.00	2,022.22	4,997,933.33
89232DC44	5,000,000.00	0.162	03/04/2022	0.00	4,995,911.11	0.00	0.00	2,768.89	4,998,680.00
483	FHLBC	TAX20B	06/28/2021	10,000.00	10,000,000.00	0.00	0.00	0.00	10,000,000.00
3130AMT85	10,000,000.00	0.400	06/28/2024	0.00	9,994,226.50	0.00	0.00	-56,307.30	9,937,919.20
491	FHLBC	TAX20B	09/13/2021	1,603.33	0.00	1,999,680.00	0.00	2,000,000.00	2,000,000.00
3130ANSW1	2,000,000.00	0.376	03/13/2024	0.00	0.00	1,999,680.00	0.00	1,986,563.84	1,986,563.84
492	FHLBC	TAX20B	09/20/2021	4,930.56	0.00	5,000,000.00	0.00	5,000,000.00	5,000,000.00
3130ANSN1	5,000,000.00	0.500	09/20/2024	0.00	0.00	5,000,000.00	0.00	4,955,060.90	4,955,060.90
Sub Totals For: Fund: 2020 Tax Bond B				72,676.82	40,238,385.47	7,000,044.06	11,189,415.64	-4,231,496.02	36,006,889.45
				107,626.06	40,241,959.00	7,000,044.06	11,189,415.64	-4,358,725.85	35,883,233.15
Fund: TPEG Loan									
54	TXPOOL	TPEG	09/01/2006	0.00	0.00	0.00	0.00	0.00	0.00
999999995	0.00	0.000	/ /	0.00	0.00	0.00	0.00	0.00	0.00
55	LOGIC	TPEG	09/01/2006	0.00	0.00	0.00	0.00	0.00	0.00
999999996	0.00	0.000	/ /	0.00	0.00	0.00	0.00	0.00	0.00

Portfolio DMAR

Del Mar College
Texas Compliance Change in Val Report
September 1, 2021 - November 30, 2021

Page 8

Inv #	Issuer	Fund	Purch Date	Interest Accrual	Beginning Book Value				Ending Book Value
Cusip	Par Value	YTM	Mat Date	Interest Received	Beginning Market Value	Purchases/ Additions	Redemptions	Change in Value	Ending Market Value
Sub Totals For: Fund: TPEG Loan				0.00	0.00	0.00	0.00	0.00	0.00
				0.00	0.00	0.00	0.00	0.00	0.00
Report Grand Totals:				262,035.84	192,071,423.00	342,456,971.82	341,412,934.60	933,935.56	193,005,358.56
				531,451.87	192,127,682.13	342,456,971.82	341,412,934.60	379,054.69	192,506,736.82

Portfolio DMAR

Meeder Public Funds, Inc., dba Patterson & Associates is a registered investment adviser with the Securities and Exchange Commission (SEC) under the Investment Advisers Act of 1940. Registration with the SEC does not imply a certain level of skill or training. The opinions expressed in this presentation are those of Meeder Public Funds, Inc. The material presented has been derived from sources considered to be reliable, but the accuracy and completeness cannot be guaranteed.

Meeder provides monthly statements for its investment management clients to provide information about the investment portfolio. The information should not be used for audit or confirmation purposes. Please review your custodial statements and report any inaccuracies or discrepancies.

Certain information and data have been supplied by unaffiliated third parties. Although Meeder believes the information is reliable, it cannot warrant the accuracy of information offered by third parties. Market value may reflect prices received from pricing vendors when current market quotations are not available. Prices may not reflect firm bids or offers and may differ from the value at which the security can be sold.

Statements may include positions from unmanaged accounts provided for reporting purposes. Unmanaged accounts are managed directly by the client and are not included in the accounts managed by the investment adviser. This information is provided as a client convenience and the investment adviser assumes no responsibility for performance of these accounts or the accuracy of the data reported.

Investing involves risk. Past performance is no guarantee of future results. Debt and fixed income securities are subject to credit and interest rate risk. The investment return and principal value of an investment will fluctuate so that an investors shares, when redeemed, may be worth more or less than their original cost. Current performance may be lower or higher than the performance data quoted.

Meeder Investment Management is the global brand for the Meeder group of affiliated companies. Investment advisory services are provided through Meeder Public Funds, Inc, dba Patterson & Associates. Please contact us if you would like to receive a copy of our current ADV disclosure brochure or privacy policy.

Patterson & Associates
Barton Oaks Plaza
Building II
901 S. MoPac, Suite 195
Austin, TX 78746
800.817.2442

Del Mar College
Annual Investment Report (Including Deposits)

November 30, 2021
Market Value

Investment or Deposit Type

Publicly Traded Equity and Similar Investments

Common Stock (U.S. and foreign stocks held in separately managed accounts or internally managed by institution investment staff; exclude mutual or commingled funds)

Equity/Stock Mutual Funds

Balanced Mutual Funds (where target allocation is > 80% equities)

"Commonfund" Equity Commingled Funds

Other Equity Commingled Funds

Preferred Stock

Other - list by type

Total Publicly Traded Equity and Similar Investments _____ **0.00**

"Other" Investments - Other than Publicly Traded Equity and Debt Investments

Real Estate (include direct ownership & investments in real estate limited partnerships, private REITs or similar vehicles; include a portfolio of publicly traded REITs if managed as a separate asset allocation category rather than comprising part of a broadly diversified stock portfolio)

Other Real Asset Investments (e.g. investments in

Private Equity

Hedge Funds

"Commonfund" Alternative Asset Commingled Funds (Real Estate, Private Equity, Hedge Funds, Commodities, etc.)

Annuities

Commodities

Collectibles

Other - list by type

Total "Other" Investments - Other than Publicly Traded Equity and Debt Investments _____ **0.00**

Publicly Traded Debt & Similar Investments > 1 year maturity

U.S. Government Securities ("Treasuries")

U.S. Government Agency Securities ("Agencies")

Mortgage Pass Throughs - "Agency"

Mortgage Pass Throughs - "Private Label"

Asset Backed Securities (ABS) (other than mortgage-b

Sovereign Debt (non-U.S.)

Municipal Obligations

55,397,275.25

Collateralized Mortgage Obligations (CMOs) - list below by category

Interest Only Strips (IOs)

Principal Only Strips (POs)

Inverse Floaters

Stated Final Maturity longer than 10 years

Other CMOs - "Agency"

Other CMOs - "Private Label"

Corporate Obligations (U.S. or foreign companies) - list below by rating

Highly Rated (AAA/AA or equivalent)

Other Investment Grade (A/BBB or equivalent)

High Yield Bonds (<BBB or equivalent)

Not Rated

Fixed Income/Bond Mutual Funds (longer term; registered with the SEC)

Balanced Mutual Funds (where target allocation is > 50% bonds or other debt securities)

"Commonfund" Fixed Income/Bond Commingled Funds

Other Fixed Income/Bond Commingled Funds (primarily invested in publicly traded debt securities; not registered with the SEC)

GICs (Guaranteed Investment Contracts)

Other - list by type**Total Publicly Traded Debt & Similar Investments > 1 year****55,397,275.25****Short-Term Investments and Deposits**

U.S. Government Securities ("Treasuries")

U.S. Government Agency Securities ("Agencies")

54,664,182.78

Bankers' Acceptances

Commercial Paper - A1/P1 (or equivalent)

37,964,139.00

Other Commercial Paper - lower rated

Repurchase Agreements (Repos)

Money Market Mutual Funds (registered with the SEC)

Short-Term Mutual Funds Other than Money Market Mutual Fund (registered with the SEC)

Public Funds investment Pool Created to Function as a MM Mutual Fund (not registered w/SEC but "2a7-like")

TexPool (and TexPool Prime)

0.00

Other Public Funds Investment Pools Functioning as Money Market Mutual Funds

42,257,922.48

Other Investment Pools - Short-Term (not created to function as a money market mutual fund)

Certificates of Deposit (CD) - Non-negotiable

0.00

Certificates of Deposit (CD) - Negotiable

Bank Deposits

2,223,217.31

Cash Held at State Treasury

Securities Lending Collateral Reinvestments (direct investments or share of pooled collateral)

Other - list by type**Total Short-Term Investments & Deposits****137,109,461.57****TOTAL INVESTMENTS and DEPOSITS****192,506,736.82****Investment Disclosures:**

Del Mar College utilizes an outside investment advisor, Patterson & Associates, located at Barton Oaks Plaza II, 901 South MoPac, Suite 195 in Austin, Texas. The investment advisory service is on a non-discretionary basis, meaning the investment advisor obtains *prior* approval for all investment transactions from Del Mar College.

Del Mar College does not use soft dollars, directed brokerage or directed commission, commission recapture or similar arrangements.

The Summary of Investments above for Del Mar College are not associated with an independent

endowment or foundation.

Explanations of Applicable Asset Classes

Other Money Market Funds and Pools	Money funds and pools with a constant \$1.00 per share net asset value objective.
Short-Term Investments	Includes all debt investments with a maturity (as of purchase date) of less than one year and all cash and bank deposits.
TexPool Investments	Investments in TexPool. Includes other Texas pool investments with other money market funds.
U.S. Government Agency Securities	Securities issued by U.S. Government-sponsored agencies or corporations such as FNMA, FHLMC, or FHLB that do not have full faith and credit guarantees from the U.S.
U.S. Government	Includes Treasuries and any other investment with an affirmative full faith and credit guarantees from the U.S. Government.

Regular Agenda

Item 6



DEL MAR COLLEGE
BUSINESS OFFICE

TO: Mark Escamilla, Ph.D., President of the College
FROM: Raul Garcia, CPA, Vice President and Chief Financial Officer
DATE: February 1, 2022
SUBJECT: Board Agenda: Quarterly Financial Report



BACKGROUND:

Board Policy A4.2.1.1 requires that the Board of Regents review the College's monthly financial statements and disbursement activity.

Action Item: Discussion and possible action regarding the College's Quarterly Financial Report for the period ending November 30, 2021.

DEL MAR COLLEGE
INCOME/EXPENSE STATEMENT
CURRENT OPERATING FUNDS
For the Three Month Ended November 2021

	FY 2022			FY 2021		
	BUDGET	INC/EXP	% Spent YTD	BUDGET	INC/EXP	% Spent YTD
REVENUES:						
STATE FUNDING						
BASE APPROPRIATION	\$ 17,359,104	\$ 5,815,302	34%	\$ 16,479,469	\$ 5,522,102	34%
INSURANCE CONTRIBUTION	4,263,497	1,065,874	25%	4,263,497	1,065,874	25%
RETIREMENT CONTRIBUTION	1,564,963	391,241	25%	1,564,963	391,241	25%
TOTAL STATE FUNDING	\$ 23,187,564	7,272,417	31%	\$ 22,307,929	6,979,218	31%
OTHER REVENUES						
TUITION & FEES	\$ 25,962,826	\$ 7,472,676	29%	\$ 25,962,825	\$ 7,999,307	31%
PROPERTY TAXES	60,390,356	17,309,836	29%	58,222,474	15,769,402	27%
MISCELLANEOUS	1,383,413	121,518	9%	1,383,413	744,468	54%
TOTAL OTHER REVENUES	\$ 87,736,595	\$ 24,904,030	28%	\$ 85,568,712	\$ 24,513,177	29%
EXPENDITURES:						
SALARIES & BENEFITS						
FACULTY SALARIES	\$ 34,874,576	\$ 8,288,383	24%	\$ 34,634,411	\$ 7,845,392	23%
EXEMPT SALARIES	16,486,947	3,867,450	23%	15,214,494	3,575,465	24%
NON EXEMPT SALARIES	12,011,408	2,164,008	18%	11,228,829	2,032,856	18%
BENEFITS	20,279,228	4,428,925	22%	19,209,496	4,445,308	23%
TOTAL SALARIES & BENEFITS	\$ 83,652,159	18,748,765	22%	\$ 80,287,230	17,899,022	22%
NON-SALARY						
CONTRACT INSTRUCTION	\$ 151,600	\$ -	0%	\$ 151,600	\$ -	0%
SUPPLIES, POSTAGE, DUPL., COPIER RENTAL	3,110,202	674,844	22%	3,035,702	517,721	17%
MAINTENANCE & REPAIRS	1,554,478	251,085	16%	1,355,818	156,474	12%
EQUIPMENT	780,753	171,897	22%	1,334,481	28,666	2%
STUDENT RECRUITING AND MARKETING	1,030,908	82,413	8%	1,029,971	49,041	5%
AUDIT & LEGAL, TAX APPRAISAL, COLL. FEES	1,612,210	253,416	16%	1,507,450	47,409	3%
CONSULTANTS & CONTRACT LABOR	2,970,704	515,805	17%	2,590,356	454,644	18%
ACCREDITATION	80,047	19,677	25%	69,396	16,015	23%
SPECIAL POP. INTERPRETOR	114,397	5,375	5%	114,397	7,261	6%
COMP. SOFTWARE, HARDWARE, LICENSE & SERV.	2,577,607	497,710	19%	2,518,673	331,249	13%
TRAVEL & PROFESSIONAL DEVELOPMENT	486,036	37,683	8%	230,793	9,408	4%
ELECTION	-	-	0%	160,000	-	0%
SECURITY	1,058,300	407,936	39%	988,300	194,166	20%
RECRUITMENT	32,000	10,010	31%	32,000	9,250	29%
FOOD BEVERAGE	87,133	3,004	3%	82,315	346	0%
LIBRARY	269,476	52,675	20%	239,976	31,362	13%
BAD DEBT	250,000	62,500	25%	250,000	62,500	25%
MEMBERSHIP & DUES	228,903	70,124	31%	224,377	15,414	7%
MEMBERSHIP & DUES/INDIRECT ADVOCACY	8,926	-	0%	8,926	-	0%
UTILITIES & TELEPHONE	3,354,392	838,598	25%	3,474,352	868,588	25%
INSURANCE	2,705,000	676,250	25%	2,352,163	588,041	25%
BANK & COLLECTION FEES	192,800	42,544	22%	272,800	40,642	15%
CAMPUS POLICE	513,000	11,838	2%	513,000	10,519	2%
TUITION BOND TRANSFERS OUT	1,951,000	487,750	25%	1,951,000	487,750	25%
MISCELLANEOUS	488,265	41,233	8%	483,415	25,786	5%
TOTAL NON-SALARY	\$ 25,608,137	\$ 5,214,365	20%	\$ 24,971,261	\$ 3,952,253	16%
CONTINGENCY	\$ 1,663,863	-	0%	\$ 1,618,150	-	0%
CONTINGENCY-SOUTH CAMPUS	-	-	0%	1,000,000	-	0%
TOTAL CONTINGENCY	\$ 1,663,863	\$ -	0%	\$ 2,618,150	\$ -	0%
TOTAL EXPENDITURES	\$ 110,924,159	\$ 23,963,130	22%	\$ 107,876,641	\$ 21,851,275	20%
NET INCOME FROM OPERATIONS		\$ 8,213,317			\$ 9,641,120	
SPECIAL ITEMS						
CARES ACT FUNDING		1,293,068			-	
CURRENT NET FUNDS AVAILABLE FOR OPERATIONS		\$ 9,506,385			\$ 9,641,120	

**DEL MAR COLLEGE
BALANCE SHEET
CURRENT OPERATING FUNDS
As of November 30, 2021**

	<u>FY2022</u>	<u>FY2021</u>	<u>Change</u>
ASSETS:			
CASH	\$ 5,783,691	\$ 4,988,297	\$ 795,394
INVESTMENTS	63,620,612	54,871,261	8,749,351
PREPAID EXPENSE	5,629	65,665	(60,036)
ACCOUNTS RECEIVABLE	-	-	-
ACCRUED INTEREST	39,421	175,385	(135,964)
STUDENT & OTHER RECEIVABLES	5,058,045	5,979,664	(921,619)
PROPERTY TAX RECEIVABLE	1,343,802	1,529,759	(185,957)
DEFERRED OUTFLOWS	9,865,098	11,444,452	(1,579,354)
TOTAL ASSETS	\$ 85,716,298	\$ 79,054,483	\$ 6,661,815
LIABILITIES:			
ACCOUNTS PAYABLE:			
ACCOUNTS PAYABLE	\$ 2,065,753	\$ 2,611,307	\$ (545,554)
ESTIMATED SICK LEAVE & VAC. PAYABLE	7,817,641	7,339,421	478,220
NET PENSION LIABILITY	83,266,173	80,853,916	2,412,257
DEFERRED INCOME:	-	-	-
DEFERRED TUITION	6,969,345	7,009,994	(40,649)
DEFERRED INFLOW PENSION PLAN	19,133,666	25,471,379	(6,337,713)
REVENUE BOND PAYABLE	487,750	487,750	-
TOTAL LIABILITIES	\$ 119,740,328	\$ 123,773,767	\$ (4,033,438)
FUND BALANCE:			
UNRESTRICTED FUND BALANCE FROM OPERATIONS	\$ 40,404,326	\$ 31,920,440	\$ 8,483,886
RISK RESERVE	8,600,000	8,600,000	-
FUND BALANCES REDUCTION DUE TO GASB 68 & 75	(92,534,741)	(94,880,843)	2,346,102
CURRENT YEAR INCOME IN EXCESS OF EXPENSE	9,506,385	9,641,120	(134,735)
TOTAL FUND BALANCE	\$ (34,024,030)	\$ (44,719,283)	\$ 10,695,253
TOTAL LIABILITIES AND FUND BALANCES	\$ 85,716,298	\$ 79,054,483	\$ 6,661,815

**Del Mar College
Financial Record System
Bank 41 Colleague**

Disbursements for dates 11/01/2021 thru 11/30/2021

Check	Date	Payee	Amount	Description
72152	11/2/2021	Alamo Iron Works	\$	520.21 Instructional Supplies
72153	11/2/2021			40.00 Non Faculty Stipend
72154	11/2/2021	Ardurra Group, Inc		48,000.00 Consultants
72155	11/2/2021	Armstrong Lumber Company		1,086.13 Instructional Supplies
72156	11/2/2021	Association of Fundraising		2,200.00 Memberships & Dues
72157	11/2/2021			80.00 Non Faculty Stipend
72158	11/2/2021	AT & T		39.24 Telephone
72159	11/2/2021	AT & T		1,406.00 Telephone
72160	11/2/2021	Chapmans Garage Doors Inc		804.00 SC NC Building Structure
72161	11/2/2021			40.00 Non Faculty Stipend
72162	11/2/2021	Dealers Electrical Supply		4,950.00 Electrical
72163	11/2/2021	Flowers Baking Company		270.42 Food Supplies
72164	11/2/2021	HEB Grocery Company		493.49 Food Supplies
72165	11/2/2021	Lawrence Greenwood		188.00 Instructional Supplies
72166	11/2/2021	Nueces County WCID #3		49.23 Water
72167	11/2/2021	Patterson Dental Company		139.95 Maint Agree-Software
72168	11/2/2021	Pearson Education		721.39 Instructional Supplies
72169	11/2/2021	Pocket Nurse		161.64 Instructional Supplies
72170	11/2/2021	Rainbow Restoration & Cleaning		1,237.00 Hazardous Waste
72171	11/2/2021	RDA Promart		151.81 Instructional Supplies
72172	11/2/2021	Ricoh USA Inc		28.44 Copier Rental
72173	11/2/2021	Sweetwater Sound Inc		445.99 Supplies - Other
72174	11/2/2021	Tableau Software, LLC		300.00 Software Desk Lic Fees
72175	11/2/2021	Thomson Reuters- West		972.36 Software Desk Lic Fees
72176	11/2/2021	Spectrum		903.72 Telephone
72177	11/2/2021	Spectrum		4,135.10 Telephone
72178	11/2/2021	Toshiba Business Solutions		238.00 Office Supplies
72179	11/2/2021	UniFirst		121.32 Supplies - Other
72180	11/2/2021	United Parcel Service Inc		304.05 Repairs & Maintenance
72181	11/2/2021	US Foods Inc		830.74 Supplies - Other
72182	11/2/2021	VTX Communications LLC		304.00 Telephone
72183	11/2/2021	VWR International LLC		1,332.95 Instructional Supplies
72184	11/2/2021	Woody's Truck Center		197.95 Supplies - Diesel
72185	11/2/2021	Xerox Financial Services		4,705.28 AP Copier Leasing
72186	11/4/2021	Bay Area Time		825.00 Supplies - Other
72187	11/4/2021	Bound Tree Medical LLC		6.02 Instructional Supplies
72188	11/4/2021	City of Corpus Christi		90.00 Instructional Supplies
72189	11/4/2021	Coastal Sweeping Services		2,925.00 Hazardous Waste
72190	11/4/2021	Corpus Christi Caller-Times		450.00 Funds Held for Others
72191	11/4/2021	Corpus Christi Regional		23,122.00 Other General Expense
72192	11/4/2021	Dearborn Real Estate		2,383.11 Online Services
72193	11/4/2021	Department of Information		476.24 Telephone
72194	11/4/2021	Examity Inc		1,050.00 Online Services

**Del Mar College
Financial Record System
Bank 41 Colleague**

Disbursements for dates 11/01/2021 thru 11/30/2021

Check	Date	Payee	Amount	Description
72195	11/4/2021	Formax Division of Bescorp	1,087.00	Maint Agree-Software
72196	11/4/2021		98.84	Funds Held for Others
72197	11/4/2021	YBP Library Services	112.28	Library Books
72198	11/4/2021	HEB Grocery Company	116.44	Food Supplies
72199	11/4/2021	Home Depot	8,161.64	Instructional Supplies
72200	11/4/2021	Hose of South Texas	115.07	Instructional Supplies
72201	11/4/2021	Jean's Restaurant Supply	4,560.84	Instructional Supplies
72202	11/4/2021	Jobelephantcom Inc	575.00	Recruitment
72203	11/4/2021	Joint Review Committee for	1,500.00	Accreditation Expense
72204	11/4/2021	McKesson Medical-Surgical	102.48	Supplies - Other
72205	11/4/2021	Nueces County Appraisal	249,327.00	Tax Appraisal Fee
72206	11/4/2021	San Patricio County Appraisal	1,114.04	Tax Appraisal Fee
72207	11/4/2021	Spectrum	6,131.29	Telephone
72208	11/4/2021	Spectrum	6,045.64	Telephone
72209	11/4/2021	Stewart Dean Bearing Inc	30.01	HVAC
72210	11/4/2021	Texas Association of College	140.00	Memberships & Dues
72211	11/4/2021	Toshiba Business Solutions	473.50	Copier Rental
72212	11/4/2021	TXU Energy	139,833.90	Electricity
72214	11/4/2021	Woody's Truck Center	70.65	Repairs & Maintenance
72215	11/5/2021	Annuity Investment	50.00	A/P - TSA
72216	11/5/2021	IRS Austin Service Center	110.00	A/P - IRS Levy
72217	11/5/2021	Yvonne V. Valdez Trustee	646.57	A/P - Bankruptcy
72218	11/5/2021		505.00	A/R - Students
72219	11/5/2021		1,652.00	A/R - Students
72220	11/9/2021	Nicholas L. Adame	216.71	Travel
72221	11/9/2021	Adorama Inc	899.99	Instructional Supplies
72222	11/9/2021	Advantage Aircraft Service Inc	1,169.78	Instructional Supplies
72223	11/9/2021	Aircraft Spruce & Specialty Co	3,488.06	Instructional Supplies
72224	11/9/2021	Amtech Solutions, Inc.	5,639.41	Consultants
72225	11/9/2021	Corpus Christi Stamp Works Inc	734.15	Instructional Supplies
72226	11/9/2021	Dearborn Real Estate	351.36	Online Services
72227	11/9/2021	DEX Imaging LLC	958.38	Copier Rental
72228	11/9/2021	Zulu Marketing & Printing	2,224.00	Production, Publications & Prom
72229	11/9/2021	Federal Express Corp	10.22	Postage
72230	11/9/2021	Fleetpride	238.30	Repairs & Maintenance
72231	11/9/2021	YBP Library Services	111.88	Library Books
72232	11/9/2021	HEB Grocery Company	157.89	Food Supplies
72233	11/9/2021	Holt Company of Texas	1,352.50	Contractors
72234	11/9/2021	Hose of South Texas	108.99	Supplies - Other
72235	11/9/2021	Instructure Inc	93,452.00	IT License Fees
72236	11/9/2021	Interstate Batteries of	1,418.30	P & S - Other
72237	11/9/2021	McKesson Medical Surgical Inc	88.58	Instructional Supplies
72238	11/9/2021	Medexsupply Distributors Inc	114.55	Instructional Supplies

**Del Mar College
Financial Record System
Bank 41 Colleague**

Disbursements for dates 11/01/2021 thru 11/30/2021

Check	Date	Payee	Amount	Description
72239	11/9/2021	Nikon Instruments Inc	13,040.50	< 5,000 Computer Not Cap INVT
72240	11/9/2021	Norcostco	1,464.25	Instructional Supplies
72241	11/9/2021	Pocket Nurse	246.25	Instructional Supplies
72242	11/9/2021	Port Enterprises Ltd	109,662.39	Const Cost - Contractors
72243	11/9/2021	Republic Services Inc	2,723.32	Disposal Trash
72244	11/9/2021	Rio Grande Valley Laredo Elect	1,814.89	Consultants
72245	11/9/2021	Rio Roofing Inc	224,362.07	Const Cost - Contractors
72246	11/9/2021	Robstown Hardware Company Inc	443.52	Site Supplies
72248	11/9/2021	Sightlines, LLC	18,725.00	Consultants
72249	11/9/2021	Stewart Dean Bearing Inc	44.60	HVAC
72250	11/9/2021	Stewart & Stevenson Svcs	120.59	Supplies - Diesel
72251	11/9/2021	STPG Holdings, Inc	1,150.00	Repairs & Maintenance
72252	11/9/2021	Texas Higher Education Coordin	100.00	Travel
72253	11/9/2021	Third Coast Distributing	1,447.78	Instructional Supplies
72254	11/9/2021	Thomson Reuters- West	1,030.49	Library Continuation
72255	11/9/2021	Tri-Anim Health Services Inc	50.27	Instructional Supplies
72256	11/9/2021	US Foods Inc	1,035.81	Food Supplies
72257	11/9/2021	Valley Solvents &	997.36	Instructional Supplies
72258	11/11/2021	ADEC Inc	72.00	Instructional Supplies
72259	11/11/2021	Advance Auto Parts	298.28	Supplies - Automotive
72260	11/11/2021	Allied Universal Security Serv	105,708.73	Security Services
72261	11/11/2021	Barbizon Light of the Rockies	287.14	Supplies - Other
72262	11/11/2021	Bio-Rad Laboratories	141.00	Instructional Supplies
72263	11/11/2021	Bugpro Inc	3,925.00	Contractors
72264	11/11/2021	CAHIIM	3,000.00	Accreditation Expense
72265	11/11/2021	CC Battery Co Inc	159.95	Repairs & Maintenance
72266	11/11/2021	Columbia Advisory Group LLC	5,000.00	Consultants
72267	11/11/2021	DEX Imaging LLC	166.04	Copier Rental
72268	11/11/2021	Zulu Marketing & Printing	278.00	Production, Publications & Prom
72269	11/11/2021	Flowers Baking Company	41.58	Food Supplies
72270	11/11/2021	HEB Grocery Company	37.97	Food Supplies
72271	11/11/2021	Higginbotham Insurance Agency	23,957.63	Insurance - Property
72272	11/11/2021	Home Depot	1,354.98	Building Structure
72273	11/11/2021	Hose of South Texas	17.71	Supplies - Diesel
72274	11/11/2021	Lawrence Greenwood	268.00	Instructional Supplies
72275	11/11/2021	M & S Tree and Lawn Service	2,950.00	Contractors
72276	11/11/2021	McKesson Medical Surgical Inc	34.05	Instructional Supplies
72277	11/11/2021		3,336.00	A/R - Students
72278	11/11/2021	Move It Storage - Ayers Street	530.00	Rent Expense
72279	11/11/2021	National Assoc of College & Un	399.00	Professional Development
72280	11/11/2021	Oslin Nation Co	795.99	HVAC
72281	11/11/2021	Pocket Nurse	1,193.85	Instructional Supplies
72282	11/11/2021	RDA Promart	259.65	Instructional Supplies

**Del Mar College
Financial Record System
Bank 41 Colleague**

Disbursements for dates 11/01/2021 thru 11/30/2021

Check	Date	Payee	Amount	Description
72283	11/11/2021	Republic Services Inc	253.50	Supplies - Other
72284	11/11/2021	Scholarship Solutions	10,950.00	Software Desk Lic Fees
72285	11/11/2021	Service Mechanical Group LLC	903.90	SC NC HVAC
72286	11/11/2021		225.00	A/R - Students
72287	11/11/2021	Sweetwater Sound Inc	3,751.98	< 5,000 Computer Not Cap INVT
72288	11/11/2021	Texas Department of State Heal	3,647.00	Hazardous Waste
72289	11/11/2021	Texas Gulf Coast JATC	4,965.40	Consultants
72290	11/11/2021	Texas Gulf Coast JATC	5,469.40	Consultants
72291	11/11/2021	Texas Higher Education Coordin	200.00	Other General Expense
72292	11/11/2021	Third Coast Distributing	3,069.63	Instructional Supplies
72293	11/11/2021	Toshiba America Business Solut	175.00	Copier Rental
72294	11/11/2021	U S Bank National Association	9,096.43	Fuel/Oil
72295	11/11/2021	UniFirst	234.59	Uniforms
72296	11/11/2021	The University of Oklahoma Fou	4,000.00	Production,Publications & Prom
72297	11/11/2021	US Foods Inc	655.21	Instructional Supplies
72298	11/11/2021	Valley Solvents &	407.60	Supplies - Other
72299	11/11/2021	VWR International LLC	318.44	Instructional Supplies
72300	11/16/2021	Advance Auto Parts	47.81	Instructional Supplies
72301	11/16/2021	American Allied Health	1,155.00	Student Reimb Exp
72302	11/16/2021	Anderson Advertising Inc	13,089.80	Advertising
72303	11/16/2021	Associated Builders &	1,036.00	Memberships & Dues
72304	11/16/2021		190.00	Funds Held for Other Additions
72305	11/16/2021		107.42	Funds Held for Others
72306	11/16/2021	City of Corpus Christi	78.45	Disposal Trash
72307	11/16/2021	City of Corpus Christi	205.00	Site License Fees
72308	11/16/2021	Coastal Welding Supply Inc	3,492.28	Instructional Supplies
72309	11/16/2021	Corpus Christi Electric Co Inc	366.83	Supplies - Other
72310	11/16/2021		107.42	Funds Held for Others
72311	11/16/2021	Discount School Supply	69.55	Instructional Supplies
72312	11/16/2021		107.42	Funds Held for Others
72313	11/16/2021	Ewing Irrigation Products Inc	781.66	Plumbing
72314	11/16/2021	Full Compass Systems LTD	213.39	Supplies - Other
72315	11/16/2021	Fulton Coastcon a Joint Ventur	2,891,197.70	Contractors
72316	11/16/2021	HEB Grocery Company	203.04	Food Supplies
72317	11/16/2021	M'Liss S. Hindman	50.00	Funds Held for Other Additions
72318	11/16/2021	Hose of South Texas	17.93	Repairs & Maintenance
72319	11/16/2021	Ronald S. Ledbetter Jr	350.00	Contract Labor
72320	11/16/2021	MAERB	1,500.00	Accreditation Expense
72321	11/16/2021	Marianna Industries Inc	622.16	Instructional Supplies
72322	11/16/2021		60.00	Funds Held for Other Additions
72323	11/16/2021	McKesson Medical Surgical Inc	35.78	Instructional Supplies
72324	11/16/2021	Minerva Beauty Inc	5,013.72	Supplies - Other
72325	11/16/2021	ProQuest LLC	5,008.27	Library - Elec Resource

Del Mar College
Financial Record System
Bank 41 Colleague

Disbursements for dates 11/01/2021 thru 11/30/2021

Check	Date	Payee	Amount	Description
72326	11/16/2021	Puffer Sweiven LP	228.96	Supplies - Other
72327	11/16/2021	RDA Promart	852.81	Instructional Supplies
72328	11/16/2021	Ricoh USA Inc	1,410.99	Copier Rental
72329	11/16/2021	Rittenhouse Book	204.99	Library Books
72330	11/16/2021	Screening One Inc	444.00	Online Services
72331	11/16/2021	South Texas Music Mart	515.00	Repairs & Maintenance
72332	11/16/2021	Spectrum	828.21	Telephone
72333	11/16/2021	Spectrum	296.62	Telephone
72334	11/16/2021	Spectrum	840.65	Telephone
72335	11/16/2021	Spectrum	7,722.84	Telephone
72336	11/16/2021	Spectrum	1,306.83	Telephone
72337	11/16/2021	Swagelok Austin	23.32	Instructional Supplies
72338	11/16/2021	Texas Association of School	800.00	Memberships & Dues
72339	11/16/2021	Texas Public Purchasing Associ	75.00	Memberships & Dues
72340	11/16/2021	Texas Wood Supply	1,645.13	Instructional Supplies
72341	11/16/2021	Third Coast Distributing	617.38	Instructional Supplies
72342	11/16/2021	Tx Dpt of State Health Svcs	381.00	Supplies - Other
72343	11/16/2021	United Parcel Service Inc	115.18	Postage
72344	11/16/2021	US Foods Inc	17.12	Instructional Supplies
72345	11/16/2021	VWR International LLC	1,197.48	Instructional Supplies
72346	11/18/2021	Alamo Iron Works	13,715.00	Instructional Supplies
72347	11/18/2021	Alliance Health Resources Mobi	2,400.00	Online Services
72348	11/18/2021	AT & T	7,815.89	Telephone
72349	11/18/2021		360.00	A/R - Students
72350	11/18/2021	Beacon Technologies	450.00	Maint Agree-Software
72351	11/18/2021	Big M Pest Control	122.50	Repairs & Maintenance
72352	11/18/2021		180.00	A/R - Students
72353	11/18/2021	Bugpro Inc	1,125.00	Contractors
72354	11/18/2021	Corpus Christi Caller-Times	1,482.30	Advertising
72355	11/18/2021	Corpus Christi Electric Co Inc	6.81	Supplies - Other
72356	11/18/2021	Zulu Marketing & Printing	558.00	Production,Publications & Prom
72357	11/18/2021	Ecolab Inc	216.23	Repairs & Maintenance
72358	11/18/2021	Education Management Solutions	14,000.00	Software Desk Lic Fees
72359	11/18/2021	Facility Programming and Consu	9,940.00	Consultants
72360	11/18/2021	YBP Library Services	79.12	Library Books
72361	11/18/2021	Gulf Coast Mailing Services LL	99.00	Postage
72362	11/18/2021	HEB Grocery Company	143.55	Food Supplies
72363	11/18/2021	Home Depot	2,138.49	HVAC
72364	11/18/2021	Hose of South Texas	84.93	Supplies - Other
72365	11/18/2021	Jones & Bartlett Learning, LLC	3,458.16	Instructional Supplies
72366	11/18/2021	Lamar Companies	2,000.00	Advertising
72367	11/18/2021	NACADA	2,125.00	Professional Development
72368	11/18/2021	National League of Nursing	1,805.00	Memberships & Dues

**Del Mar College
Financial Record System
Bank 41 Colleague**

Disbursements for dates 11/01/2021 thru 11/30/2021

Check	Date	Payee	Amount	Description
72369	11/18/2021	New Pig Corporation	260.16	Instructional Supplies
72370	11/18/2021	Print Reach	2,520.00	Software Desk Lic Fees
72371	11/18/2021	Republic Services Inc	2,716.44	Disposal Trash
72372	11/18/2021	Rittenhouse Book	58.95	Library Books
72373	11/18/2021	Robstown Hardware Company Inc	1,014.45	Site Supplies
72374	11/18/2021	Sam's Club	659.65	Food Supplies
72375	11/18/2021	SchoolMart	1,200.00	Software Desk Lic Fees
72376	11/18/2021	Carol Scott	446.71	Travel
72377	11/18/2021	Sheinberg Tool Co Inc	620.76	Supplies - Diesel
72378	11/18/2021	Sherwin Williams	80.34	Building Structure
72379	11/18/2021	Siteimprove Inc	8,991.66	IT License Fees
72380	11/18/2021	Software One Inc	5,000.00	IT License Fees
72381	11/18/2021	Stridde Callins & Associates	2,485.00	Consultants
72382	11/18/2021	Texas Wood Supply	202.78	Instructional Supplies
72383	11/18/2021	United Refrigeration Inc	150.60	HVAC
72384	11/18/2021	United Rentals North America I	1,756.85	Repairs & Maintenance
72385	11/18/2021	VWR International LLC	228.23	Instructional Supplies
72386	11/18/2021	Woody's Truck Center	39.89	Supplies - Diesel
72387	11/19/2021	Annuity Investment	50.00	A/P - TSA
72388	11/19/2021	City of Corpus Christi	330.00	Memberships & Dues
72389	11/19/2021	City of Corpus Christi	205.00	Memberships & Dues
72390	11/19/2021	IRS Austin Service Center	110.00	A/P - IRS Levy
72391	11/19/2021		3,500.00	A/R - Students
72392	11/19/2021	Yvonne V. Valdez Trustee	646.57	A/P - Bankruptcy
72393	11/23/2021	Advance Auto Parts	14.70	Instructional Supplies
72394	11/23/2021	Alpha Beta Gamma National	756.00	Funds Held for Others
72395	11/23/2021	American Society of Health-	2,900.00	Accreditation Expense
72396	11/23/2021	Armstrong McCall Beauty Supply	56.10	Instructional Supplies
72397	11/23/2021	AT & T	39.24	Telephone
72398	11/23/2021	AT & T	1,402.30	Telephone
72399	11/23/2021	Bush Hydraulics Inc	330.00	Supplies - Diesel
72400	11/23/2021	CC Battery Co Inc	8.32	Supplies - Diesel
72401	11/23/2021	Command Commissioning Llc	222,754.14	Consultants
72402	11/23/2021	Corpus Christi Electric Co Inc	225.82	Supplies - Other
72403	11/23/2021	Corpus Christi Safe & Lock Co	1,127.00	Building Structure
72404	11/23/2021	Duane Ross-Hunter Service Inc	649.00	Repairs & Maintenance
72405	11/23/2021	E B Creager Tire & Battery	46.95	Supplies - Diesel
72406	11/23/2021	Ewing Irrigation Products Inc	190.51	Site Supplies
72407	11/23/2021	Flowers Baking Company	114.39	Food Supplies
72408	11/23/2021	GK Techstar, LLC	3,898.50	Supplies - Other
72409	11/23/2021	YBP Library Services	283.93	Library Books
72410	11/23/2021	GreatAmerica Financial Service	548.00	Maint Agree-Equip
72411	11/23/2021		184.76	Funds Held for Others

**Del Mar College
Financial Record System
Bank 41 Colleague**

Disbursements for dates 11/01/2021 thru 11/30/2021

Check	Date	Payee	Amount	Description
72412	11/23/2021	HEB Grocery Company	139.79	Food Supplies
72413	11/23/2021	Home Depot	936.43	HVAC
72414	11/23/2021	Interstate Batteries of	564.75	P & S - Other
72415	11/23/2021	Kilgore International Inc	1,887.03	Instructional Supplies
72416	11/23/2021	Liquid Environmental Solutions	2,573.02	Contractors
72417	11/23/2021	Pest Solutions Inc	550.00	Repairs & Maintenance
72418	11/23/2021	Praise Hymn Fashions	789.66	Funds Held for Other Additions
72419	11/23/2021	Proforma Total Print Source	1,401.40	Funds Held for Others
72420	11/23/2021	Sam's Club	93.92	Food Supplies
72421	11/23/2021	SPBS Inc	1,791.36	Repairs & Maintenance
72422	11/23/2021	Sprint LLC	6,573.49	Telephone
72423	11/23/2021	Stewart Dean Bearing Inc	40.40	HVAC
72424	11/23/2021	VWR International LLC	154.39	Instructional Supplies
72425	11/23/2021	Woody's Truck Center	97.77	Supplies - Diesel
72426	11/23/2021	Xerox Financial Services	4,705.28	AP Copier Leasing
72427	11/30/2021	Anthology Inc	20,000.00	< 5,000 Software Not Cap INVT
72428	11/30/2021	Bio-Rad Laboratories	877.20	Instructional Supplies
72429	11/30/2021	Bound Tree Medical LLC	118.77	Instructional Supplies
72430	11/30/2021	Buster's Propane LLC	51.38	Fuel/Oil
72431	11/30/2021	Julie L. Ceja	65.00	GED Testing
72432	11/30/2021	Corpus Christi Electric Co Inc	66.24	Supplies - Other
72433	11/30/2021	Corpus Christi Safe & Lock Co	85.00	Building Structure
72434	11/30/2021	ESRI	5,561.64	Software Desk Lic Fees
72435	11/30/2021	Facility Solutions Group	322.60	Electrical
72436	11/30/2021	Fast Signs	6,550.44	Production, Publications & Prom
72437	11/30/2021	Flowers Baking Company	133.23	Food Supplies
72438	11/30/2021	Rodolfo Garza, Jr.	36.00	Travel
72439	11/30/2021	Gignac & Associates LLP	90,750.00	Const Cost - Architect Fees
72440	11/30/2021	YBP Library Services	93.20	Library Continuation
72441	11/30/2021	Gulf Coast Mailing Services LL	25.00	Charge Out - Dupl
72442	11/30/2021	HEB Grocery Company	96.98	Food Supplies
72443	11/30/2021	Hose of South Texas	55.38	Supplies - Other
72444	11/30/2021	ITHAKA	2,595.00	Library - Elec Resource
72445	11/30/2021	Konica Minolta	5,634.91	Copier Rental
72446	11/30/2021	Laerdal Medical Corp	51.82	Instructional Supplies
72447	11/30/2021	Lawrence Greenwood	286.00	Instructional Supplies
72448	11/30/2021	Marshall Company	93,252.00	Const Cost - Contractors
72449	11/30/2021	McKesson Medical-Surgical	102.48	Supplies - Other
72450	11/30/2021	Muniz Electrical Masters	1,746.60	SC NC Electrical
72451	11/30/2021	Newegg Business Inc	200.04	< 5,000 Computer Not Cap INVT
72452	11/30/2021	Pitsco Inc	265.53	Instructional Supplies
72453	11/30/2021	Pocket Nurse	387.00	Instructional Supplies
72454	11/30/2021	Proforma Total Print Source	667.05	Funds Held for Others

**Del Mar College
Financial Record System
Bank 41 Colleague**

Disbursements for dates 11/01/2021 thru 11/30/2021

Check	Date	Payee	Amount	Description
72455	11/30/2021	ReadSpeaker LLC	4,000.00	Software Desk Lic Fees
72456	11/30/2021	Sam's Club	74.90	Food Supplies
72457	11/30/2021	Scantron Corporation	1,671.87	Instructional Supplies
72458	11/30/2021	Spectrum	917.27	Telephone
72459	11/30/2021	Spectrum	4,135.10	Telephone
72460	11/30/2021	Spectrum	4,072.70	Telephone
72461	11/30/2021	Stewart Dean Bearing Inc	15.00	HVAC
72462	11/30/2021	Third Coast Distributing	375.98	Instructional Supplies
72463	11/30/2021	Toshiba America Business Solut	473.50	Copier Rental
72464	11/30/2021	TXU Energy	140,110.63	Electricity
72465	11/30/2021	United Parcel Service Inc	289.90	Repairs & Maintenance
72466	11/30/2021	VWR International LLC	2,019.16	Instructional Supplies
72467	11/30/2021	Woody's Truck Center	256.00	Repairs & Maintenance
72468	11/30/2021	Annuity Investment	1,244.93	A/P - ORP
72469	11/30/2021	Galic	300.00	A/P - TSA
72470	11/30/2021	National Life Insurance Compan	7,050.58	A/P - ORP
72471	11/30/2021	Newport Trust Company	6,447.57	A/P - ORP
72472	11/30/2021	Putnam Investments (TSA)	750.00	A/P - TSA
E0027878	11/2/2021	Veronica Barbosa	190.00	Travel
E0027879	11/2/2021	Alamo S. Bonds	400.00	Contract Labor
E0027880	11/2/2021	Alicia D. Hart	400.00	Contract Labor
E0027881	11/2/2021	Scott Krall	400.00	Contract Labor
E0027882	11/2/2021	Joseph Ruiz	127.00	Travel
E0027883	11/2/2021	AGCM Inc	99,425.00	Manager
E0027884	11/2/2021	Amazon.Com LLC	2,187.38	Office Supplies
E0027885	11/2/2021	Amigos Library Services	2,542.84	Library - Elec Resource
E0027886	11/2/2021	CC Lawn Pros, LLC	14,325.00	Contractors
E0027887	11/2/2021	Corpus Christi Produce	267.83	Food Supplies
E0027888	11/2/2021	Ellucian Company Lp	19,710.00	Maint Agree-Software
E0027889	11/2/2021	Everest Water and Coffee LLC	84.00	Food Supplies
E0027890	11/2/2021	Grainger Inc	2,055.41	Building Structure
E0027891	11/2/2021	Gulf Coast Paper Co Inc	1,578.94	Building Structure
E0027892	11/2/2021	Haworth Inc	28,453.74	Office Supplies
E0027893	11/2/2021	Henry Schein Inc	6,170.25	Instructional Supplies
E0027894	11/2/2021	Johnstone Supply	56.99	HVAC
E0027895	11/2/2021	Labatt Food Service LLC	655.43	Food Supplies
E0027896	11/2/2021	LK Jordan & Associates	607.59	Contract Labor
E0027897	11/2/2021	O'Reilly Auto Parts	287.29	Supplies - Automotive
E0027898	11/2/2021	Pepsi Cola Corpus Christi	219.04	Food Supplies
E0027899	11/2/2021	Safeguard System Inc	695.12	Repairs & Maintenance
E0027900	11/2/2021	Schneider Electric	6,630.00	Contractors
E0027901	11/2/2021	Southern Computer Warehouse In	24.82	Office Supplies
E0027902	11/4/2021	Mark S. Escamilla	36.00	Travel

Del Mar College
Financial Record System
Bank 41 Colleague

Disbursements for dates 11/01/2021 thru 11/30/2021

Check	Date	Payee	Amount	Description
E0027903	11/4/2021	Gary G. McKinny	60.48	Travel
E0027904	11/4/2021	ABM Industry Groups LLC	103,242.39	Contractors
E0027905	11/4/2021	Amazon.Com LLC	370.73	Library Books
E0027906	11/4/2021	Americo Fin & Annuity Ins Co	25.00	A/P - TSA
E0027907	11/4/2021	Apple Computer Inc	5,719.00	< 5,000 Computer Not Cap INVT
E0027908	11/4/2021	Bird's Rubber Stamps	356.50	Office Supplies
E0027909	11/4/2021	Cintas Corporation	1,878.17	Instructional Supplies
E0027910	11/4/2021	Colonial Security Life Ins	47.01	A/P - Optional Life
E0027911	11/4/2021	Concentra Medical Center	121.00	Employee Med Exam
E0027912	11/4/2021	Corpus Christi Athletic Club	82.28	Corpus Christi Athletic Club
E0027913	11/4/2021	Del Mar College Foundation	106.30	Foundation Contributions
E0027914	11/4/2021	Economic Modeling LLC	5,000.00	Software Desk Lic Fees
E0027915	11/4/2021	Everest Water and Coffee LLC	567.00	Food Supplies
E0027916	11/4/2021	Ferguson Enterprises Inc	121.93	Supplies - Other
E0027917	11/4/2021	Fisher Scientific Company LLC	1,412.73	Instructional Supplies
E0027918	11/4/2021	Grainger Inc	19.26	HVAC
E0027919	11/4/2021	Johnstone Supply	900.28	HVAC
E0027920	11/4/2021	Kangarootime, Inc.	1,000.00	Maint Agree-Software
E0027921	11/4/2021	Labatt Food Service LLC	2,989.60	Instructional Supplies
E0027922	11/4/2021	Metlife	112.50	A/P - TSA
E0027923	11/4/2021	O'Reilly Auto Parts	305.60	Supplies - Automotive
E0027924	11/4/2021	Pepsi Cola Corpus Christi	535.79	Food Supplies
E0027925	11/4/2021	RegisterBlast	758.50	Hobet Test
E0027926	11/4/2021	Reliastar Life Insurance Co	75.00	A/P - TSA
E0027927	11/4/2021	Safeguard System Inc	175.00	Repairs & Maintenance
E0027928	11/4/2021	Southern Computer Warehouse In	3,806.79	Instructional Supplies
E0027929	11/4/2021	Waddell & Reed Fin Svcs	20.00	A/P - TSA
E0027930	11/9/2021	Tyler A. Brownlee	903.84	Travel
E0027931	11/9/2021	Amador R. Elizondo	313.60	Travel
E0027932	11/9/2021	Willie A. Herrera	348.88	Travel
E0027933	11/9/2021	Lucy M. Kernan	41.44	Travel
E0027934	11/9/2021	Sara J. King	260.72	Travel
E0027935	11/9/2021	George P. Lister	482.16	Travel
E0027936	11/9/2021	Michael D. McDaniels	120.96	Travel
E0027937	11/9/2021	Alissa M. Ramirez	63.84	Travel
E0027938	11/9/2021	Gary D. Rivera	318.64	Travel
E0027939	11/9/2021	Michael C. Stineman	196.56	Travel
E0027940	11/9/2021	A-Auto Tech	645.70	Repairs & Maintenance
E0027941	11/9/2021	Amazon.Com LLC	812.79	Instructional Supplies
E0027942	11/9/2021	Arc Document Solutions Llc	554.31	P & S - Other
E0027943	11/9/2021	Barnard Software Inc	7,980.00	Software MF Lic Fees
E0027944	11/9/2021	Bumper to Bumper Easy CDL	2,529.80	Online Services
E0027945	11/9/2021	CC Lawn Pros, LLC	2,625.00	Contractors

**Del Mar College
Financial Record System
Bank 41 Colleague**

Disbursements for dates 11/01/2021 thru 11/30/2021

Check	Date	Payee	Amount	Description
E0027946	11/9/2021	Ean Services Llc	290.74	Travel
E0027947	11/9/2021	Ferguson Enterprises Inc	954.65	Plumbing
E0027948	11/9/2021	Gateway Printing & Office Supp	281.28	< 5,000 Furn and Fix Not Cap
E0027949	11/9/2021	Grainger Inc	6,642.66	HVAC
E0027950	11/9/2021	Henry Schein Inc	8,462.43	< 5,000 Equip Not Cap INVT
E0027951	11/9/2021	Johnstone Supply	750.00	HVAC
E0027952	11/9/2021	Labatt Food Service LLC	2,799.05	Food Supplies
E0027953	11/9/2021	LK Jordan & Associates	4,418.09	Contract Labor
E0027954	11/9/2021	Made in Corpus Christi LLC	2,045.00	Consultants
E0027955	11/9/2021	O'Reilly Auto Parts	454.10	Supplies - Automotive
E0027956	11/9/2021	Pepsi Cola Corpus Christi	442.11	Food Supplies
E0027957	11/9/2021	Safeguard System Inc	65.00	Repairs & Maintenance
E0027958	11/9/2021	Sally Beauty Supply	113.95	Instructional Supplies
E0027959	11/9/2021	Shi Government Solutions	106.60	Software Desk Lic Fees
E0027960	11/9/2021	Texas Book Company	597.90	Instructional Supplies
E0027961	11/9/2021	Toyota Lift of Texas	113.46	Repairs & Maintenance
E0027962	11/9/2021	Urban Engineering	19,585.00	Consultants
E0027963	11/9/2021	Victory Building Team	46,075.00	Const Cost - Contractors
E0027964	11/9/2021	Wilson Consulting for Higher E	15,845.00	< 5,000 Software Not Cap INVT
E0027965	11/11/2021	Larry D. Lee	4,100.00	Contract Labor
E0027966	11/11/2021	Graciela M. Martinez	112.00	Travel
E0027967	11/11/2021	Amy C. Mintz	147.25	Instructional Supplies
E0027968	11/11/2021	Victoria L. Pannone	33.60	Travel
E0027969	11/11/2021	Jennifer L. Sramek	618.16	Travel
E0027970	11/11/2021	AGCM Inc	77,978.00	Manager
E0027971	11/11/2021	Airgas USA	1,026.21	Instructional Supplies
E0027972	11/11/2021	Amazon.Com LLC	543.43	Instructional Supplies
E0027973	11/11/2021	Arrow Display Signs	1,084.20	Supplies - Other
E0027974	11/11/2021	Cardtronics USA Inc	1,100.00	Bank Expenses
E0027975	11/11/2021	Columbia Electric Supply	380.30	Electrical
E0027976	11/11/2021	Corpus Christi Golf Cars	4,500.00	< 5,000 Equip Not Cap INVT
E0027977	11/11/2021	Corpus Christi Produce	63.06	Food Supplies
E0027978	11/11/2021	Deaf and Hard of Hearing Cente	1,400.00	Special POP Interpreter
E0027979	11/11/2021	Felix Diesel Service Inc	668.60	Repairs & Maintenance
E0027980	11/11/2021	Fisher Scientific Company LLC	79.74	Instructional Supplies
E0027981	11/11/2021	Gateway Printing & Office Supp	4,614.43	Office Supply Payable
E0027982	11/11/2021	Grainger Inc	414.56	HVAC
E0027983	11/11/2021	Labatt Food Service LLC	1,803.11	Food Supplies
E0027984	11/11/2021	LK Jordan & Associates	4,912.96	Contractors
E0027985	11/11/2021	Meeder Public Funds, Inc.	2,166.00	Consultants
E0027986	11/11/2021	Nueces Electric Cooperative	838.43	Electricity
E0027987	11/11/2021	O'Reilly Auto Parts	582.92	Supplies - Automotive
E0027988	11/11/2021	Pepsi Cola Corpus Christi	678.14	Food Supplies

Del Mar College
Financial Record System
Bank 41 Colleague

Disbursements for dates 11/01/2021 thru 11/30/2021

Check	Date	Payee	Amount	Description
E0027989	11/11/2021	Shoreline Plumbing Co	2,875.00	SC NC Plumbing
E0027990	11/11/2021	Southern Computer Warehouse In	438.22	Supplies - Other
E0027991	11/11/2021	You Name It Specialties Inc	1,383.58	Production,Publications & Prom
E0027992	11/16/2021	Scott D. Beckett	102.00	Funds Held for Others
E0027993	11/16/2021	Norma J. Fields	200.00	Consultants
E0027994	11/16/2021	Jerry W. Henry	837.55	Travel
E0027995	11/16/2021	Ms. Maria B. Lopez	40.88	Travel
E0027996	11/16/2021	Jennifer L. McWha	238.00	Travel
E0027997	11/16/2021	Lisa M. Olmos	413.80	Travel
E0027998	11/16/2021	Lucia G. Perez	197.12	Travel
E0027999	11/16/2021	Carey C. Rote	150.00	Funds Held for Other Additions
E0028000	11/16/2021	Lisa A. Sherek	420.00	Childcare
E0028001	11/16/2021	Melissa L. Stuiwe	32.00	Instructional Supplies
E0028002	11/16/2021	A-Auto Tech	7.00	Repairs & Maintenance
E0028003	11/16/2021	Amazon.Com LLC	194.96	Instructional Supplies
E0028004	11/16/2021	Amtech Solutions, Inc.	8,161.30	Consultants
E0028005	11/16/2021	B & H Photo Video Pro Audio	660.76	< 5,000 Computer Not Cap INVT
E0028006	11/16/2021	Baxter Healthcare Corporation	150.00	Software Desk Lic Fees
E0028007	11/16/2021	Bird's Rubber Stamps	454.90	Production,Publications & Prom
E0028008	11/16/2021	CC Lawn Pros, LLC	3,300.00	Contractors
E0028009	11/16/2021	CDWG LLC	4,885.62	Supplies - Other
E0028010	11/16/2021	Cintas Corporation	197.69	Contractors
E0028011	11/16/2021	City of Corpus Christi	38,791.73	Water
E0028012	11/16/2021	Corpus Christi Freightliner	282.47	Repairs & Maintenance
E0028013	11/16/2021	Corpus Christi Produce	92.12	Food Supplies
E0028014	11/16/2021	Everest Water and Coffee LLC	431.00	Food Supplies
E0028015	11/16/2021	Fisher Scientific Company LLC	301.37	Instructional Supplies
E0028016	11/16/2021	Garda CL Southwest Inc	688.42	Security Services
E0028017	11/16/2021	Gateway Printing & Office Supp	6,639.00	Office Supplies
E0028018	11/16/2021	Gensler	140,134.61	Contractors
E0028019	11/16/2021	Labatt Food Service LLC	3,846.42	Food Supplies
E0028020	11/16/2021	LK Jordan & Associates	4,621.89	Contract Labor
E0028021	11/16/2021	Mi Casita Montessori School In	1,140.00	Childcare
E0028022	11/16/2021	Mira's Sports & More	198.98	Production,Publications & Prom
E0028023	11/16/2021	O'Reilly Auto Parts	154.47	Instructional Supplies
E0028024	11/16/2021	Pepsi Cola Corpus Christi	522.05	Food Supplies
E0028025	11/16/2021	Safeguard System Inc	137.50	Repairs & Maintenance
E0028026	11/16/2021	Schneider Electric	2,210.00	Repairs & Maintenance
E0028027	11/16/2021	SecureTech	4,725.00	Consultants
E0028028	11/16/2021	Shoreline Plumbing Co	9,169.68	SC NC Plumbing
E0028029	11/16/2021	South Texas Restaurant	178.58	Repairs & Maintenance
E0028030	11/16/2021	Southern Computer Warehouse In	1,479.26	Supplies - Other
E0028031	11/16/2021	Southern Tire Mart	1,930.00	Supplies - Automotive

Del Mar College
Financial Record System
Bank 41 Colleague

Disbursements for dates 11/01/2021 thru 11/30/2021

Check	Date	Payee	Amount	Description
E0028032	11/16/2021	Terracon Consultants Inc	5,000.00	Consultants
E0028033	11/16/2021	Texas Offline Inc	250.00	Maint Agree-Software
E0028034	11/16/2021	Wittigs Office Interiors Inc	450.00	Office Supplies
E0028035	11/18/2021	Rhonda D. Blackburn	350.00	Professional Development
E0028036	11/18/2021	Mark S. Escamilla	245.28	Travel
E0028037	11/18/2021	Richard J. Goode	1,295.81	Travel
E0028038	11/18/2021	Thomas Goodwin	3,240.00	Contract Labor
E0028039	11/18/2021	Erinn C. McComb	443.52	Travel
E0028040	11/18/2021	Robert P. Montez	99.68	Travel
E0028041	11/18/2021	Augustin Rivera Jr.	1,526.49	Travel
E0028042	11/18/2021	Altex Electronics	363.90	PC Maintenance Supplies
E0028043	11/18/2021	Americo Fin & Annuity Ins Co	25.00	A/P - TSA
E0028044	11/18/2021	Arrow Display Signs	150.00	Production,Publications & Prom
E0028045	11/18/2021	B & H Photo Video Pro Audio	18.69	Supplies - Other
E0028046	11/18/2021	Bumper to Bumper Easy CDL	1,084.20	Online Services
E0028047	11/18/2021	Cintas Corporation	892.39	Instructional Supplies
E0028048	11/18/2021	City of Corpus Christi	19,647.56	Gas
E0028049	11/18/2021	Colonial Security Life Ins	47.01	A/P - Optional Life
E0028050	11/18/2021	Corpus Christi Athletic Club	82.28	Corpus Christi Athletic Club
E0028051	11/18/2021	Culligan Water Conditioning	444.85	Instructional Supplies
E0028052	11/18/2021	Del Mar College Foundation	106.30	Foundation Contributions
E0028053	11/18/2021	Ean Services Llc	748.00	Travel
E0028054	11/18/2021	Fisher Scientific Company LLC	1,399.90	Instructional Supplies
E0028055	11/18/2021	Garda CL Southwest Inc	46.46	Security Services
E0028056	11/18/2021	Gateway Printing & Office Supp	6,456.49	Instructional Supplies
E0028057	11/18/2021	Gensler	1,188.51	Contractors
E0028058	11/18/2021	Grainger Inc	454.67	Supplies - Other
E0028059	11/18/2021	Henry Schein Inc	2,597.09	< 5,000 Equip Not Cap INVT
E0028060	11/18/2021	Labatt Food Service LLC	911.09	Food Supplies
E0028061	11/18/2021	LK Jordan & Associates	405.38	Contract Labor
E0028062	11/18/2021	Metlife	112.50	A/P - TSA
E0028063	11/18/2021	O'Reilly Auto Parts	138.09	Supplies - Automotive
E0028064	11/18/2021	Pepsi Cola Corpus Christi	2,277.71	Food Supplies
E0028065	11/18/2021	Reliastar Life Insurance Co	75.00	A/P - TSA
E0028066	11/18/2021	Safeguard System Inc	2,339.50	Repairs & Maintenance
E0028067	11/18/2021	Southern Computer Warehouse In	10,473.27	Supplies - Other
E0028068	11/18/2021	Southern Tire Mart	1,074.62	Repairs & Maintenance
E0028069	11/18/2021	TK Elevator Corporation	7,728.81	Repairs & Maintenance
E0028070	11/18/2021	TSA Consulting Group Inc	750.00	Consultants
E0028071	11/18/2021	Waddell & Reed Fin Svcs	20.00	A/P - TSA
E0028072	11/18/2021	Wilson Consulting for Higher E	5,695.00	< 5,000 Software Not Cap INVT
E0028073	11/18/2021	You Name It Specialties Inc	810.17	Production,Publications & Prom
E0028074	11/23/2021	Veronica Barbosa	436.12	Travel

Del Mar College
Financial Record System
Bank 41 Colleague

Disbursements for dates 11/01/2021 thru 11/30/2021

Check	Date	Payee	Amount	Description
E0028075	11/23/2021	Christine V. Benavides	161.28	Travel
E0028076	11/23/2021	Rachel M. Benavides	92.00	Travel
E0028077	11/23/2021	Sarah L. Contreras	1,825.00	Funds Held for Others
E0028078	11/23/2021	Samuel Garcia	110.88	Travel
E0028079	11/23/2021	Jonda L. Halcomb	575.38	Travel
E0028080	11/23/2021	Dion T. Krupa	239.26	Travel
E0028081	11/23/2021	John Rojas	511.26	Travel
E0028082	11/23/2021	Myrna A. Setiawan	3,000.00	Performers - Cultural
E0028083	11/23/2021	ACI Payments Inc	140.88	Bank Expenses
E0028084	11/23/2021	Airgas USA	1,960.98	Instructional Supplies
E0028085	11/23/2021	Amazon.Com LLC	2,184.02	Library Books
E0028086	11/23/2021	Arrow Display Signs	540.00	Production,Publications & Prom
E0028087	11/23/2021	Avant Garb Inc	14,527.50	Production,Publications & Prom
E0028088	11/23/2021	B & H Photo Video Pro Audio	5,441.18	Supplies - Other
E0028089	11/23/2021	Bird's Rubber Stamps	589.00	Office Supplies
E0028090	11/23/2021	Bumper to Bumper Easy CDL	1,084.20	Online Services
E0028091	11/23/2021	CC Lawn Pros, LLC	5,250.00	Contractors
E0028092	11/23/2021	Cintas Corporation	809.23	Instructional Supplies
E0028093	11/23/2021	City of Corpus Christi	105.05	Water
E0028094	11/23/2021	Coastal Diesel	432.69	Supplies - Diesel
E0028095	11/23/2021	Columbia Electric Supply	278.03	Electrical
E0028096	11/23/2021	Corpus Christi Freightliner	582.42	Repairs & Maintenance
E0028097	11/23/2021	Ean Services Llc	748.00	Travel
E0028098	11/23/2021	Ferguson Enterprises Inc	3,355.32	Plumbing
E0028099	11/23/2021	Fisher Scientific Company LLC	74.49	Instructional Supplies
E0028100	11/23/2021	Gateway Printing & Office Supp	2,806.84	Office Supplies
E0028101	11/23/2021	Grainger Inc	653.06	Supplies - Other
E0028102	11/23/2021	Johnstone Supply	335.75	HVAC
E0028103	11/23/2021	Labatt Food Service LLC	2,613.07	Food Supplies
E0028104	11/23/2021	LK Jordan & Associates	5,971.52	Contract Labor
E0028105	11/23/2021	O'Reilly Auto Parts	703.46	Supplies - Automotive
E0028106	11/23/2021	Pepsi Cola Corpus Christi	339.97	Food Supplies
E0028107	11/23/2021	Rock Engineering & Testing	11,723.00	Consultants
E0028108	11/23/2021	Southern Computer Warehouse In	2,786.45	Supplies - Other
E0028109	11/23/2021	You Name It Specialties Inc	213.94	Production,Publications & Prom
E0028110	11/30/2021	Bradford L. Eilering	955.28	Travel
E0028111	11/30/2021	Benita Flores-Munoz	95.76	Travel
E0028112	11/30/2021	Altex Electronics	231.55	Supplies - Other
E0028113	11/30/2021	Amazon.Com LLC	1,207.74	Instructional Supplies
E0028114	11/30/2021	Apple Computer Inc	886.00	Instructional Supplies
E0028115	11/30/2021	Baxter Healthcare Corporation	150.00	Software Desk Lic Fees
E0028116	11/30/2021	Best Buy for Business	2,721.37	< 5,000 Computer Not Cap INVT
E0028117	11/30/2021	Bird's Rubber Stamps	558.00	Supplies - Other

**Del Mar College
Financial Record System
Bank 41 Colleague**

Disbursements for dates 11/01/2021 thru 11/30/2021

Check	Date	Payee	Amount	Description
E0028118	11/30/2021	CDWG LLC	7,904.44	< 5,000 Computer Not Cap INVT
E0028119	11/30/2021	Cintas Corporation	592.15	Contractors
E0028120	11/30/2021	City of Corpus Christi	143.88	Water
E0028121	11/30/2021	Colonial Security Life Ins	246.42	A/P - Optional Life
E0028123	11/30/2021	Corpus Christi Athletic Club	2,281.91	Corpus Christi Athletic Club
E0028124	11/30/2021	Corpus Christi Freightliner	39.60	Repairs & Maintenance
E0028125	11/30/2021	Corpus Christi Produce	589.01	Food Supplies
E0028126	11/30/2021	Deaf and Hard of Hearing Cente	3,975.00	Special POP Interpretor
E0028127	11/30/2021	Del Mar College Foundation	3,671.71	Foundation Contributions
E0028128	11/30/2021	Ebsco Subscription Services	19,523.98	Library - Periodicals
E0028129	11/30/2021	Fisher Scientific Company LLC	227.65	Instructional Supplies
E0028130	11/30/2021	Gateway Printing & Office Supp	6,024.73	Office Supplies
E0028131	11/30/2021	Grainger Inc	586.26	HVAC
E0028132	11/30/2021	Henry Schein Inc	3,376.72	< 5,000 Equip Not Cap INVT
E0028133	11/30/2021	Jefferson National Life	2,004.89	A/P - ORP
E0028134	11/30/2021	Johnstone Supply	590.02	HVAC
E0028135	11/30/2021	Labatt Food Service LLC	3,674.47	Food Supplies
E0028136	11/30/2021	LK Jordan & Associates	696.78	Contract Labor
E0028137	11/30/2021	Metlife	5,521.81	A/P - ORP
E0028138	11/30/2021	Reliastar Life Insurance Co	1,283.42	A/P - ORP
E0028139	11/30/2021	Schneider Electric	4,420.00	Contractors
E0028140	11/30/2021	SecureTech	1,138.50	Maint Agree-Software
E0028141	11/30/2021	Shi Government Solutions	4,410.00	IT License Fees
E0028142	11/30/2021	Shoreline Plumbing Co	4,415.00	SC NC Plumbing
E0028143	11/30/2021	Southern Computer Warehouse In	8,027.28	< 5,000 Computer Not Cap INVT
E0028144	11/30/2021	Touchnet Information System	2,575.80	Student Ref Exp
E0028145	11/30/2021	Urban Engineering	8,250.00	Consultants
E0028146	11/30/2021	USAA Annuity Life Insurance Co	1,476.52	A/P - ORP
E0028147	11/30/2021	Victory Capital Advisers Inc	7,954.57	A/P - ORP
E0028148	11/30/2021	Waddell & Reed Fin Svcs	7,245.24	A/P - ORP
E0028149	11/30/2021	You Name It Specialties Inc	737.50	Production,Publications & Prom
Total: \$			<u>6,002,850.04</u>	

Del Mar College
Financial Record System
Checks Over \$10,000


Disbursements for dates 11/01/2021 thru 11/30/2021

Check	Date	Payee	Amount	Description
72154	11/2/2021	Ardurra Group, Inc	\$ 48,000.00	Consultants
72191	11/4/2021	Corpus Christi Regional	23,122.00	Other General Expense
72205	11/4/2021	Nueces County Appraisal	249,327.00	Tax Appraisal Fee
72212	11/4/2021	TXU Energy	139,833.90	Electricity
72235	11/9/2021	Instructure Inc	93,452.00	IT License Fees
72239	11/9/2021	Nikon Instruments Inc	13,040.50	< 5,000 Computer Not Cap INVT
72242	11/9/2021	Port Enterprises Ltd	109,662.39	Const Cost - Contractors
72245	11/9/2021	Rio Roofing Inc	224,362.07	Const Cost - Contractors
72248	11/9/2021	Sightlines, LLC	18,725.00	Consultants
72260	11/11/2021	Allied Universal Security Serv	105,708.73	Security Services
72271	11/11/2021	Higginbotham Insurance Agency	23,957.63	Insurance - Property
72284	11/11/2021	Scholarship Solutions	10,950.00	Software Desk Lic Fees
72302	11/16/2021	Anderson Advertising Inc	13,089.80	Advertising
72315	11/16/2021	Fulton Coastcon a Joint Ventur	2,891,197.70	Contractors
72346	11/18/2021	Alamo Iron Works	13,715.00	Instructional Supplies
72358	11/18/2021	Education Management Solutions	14,000.00	Software Desk Lic Fees
72401	11/23/2021	Command Commissioning Llc	222,754.14	Consultants
72427	11/30/2021	Anthology Inc	20,000.00	< 5,000 Software Not Cap INVT
72439	11/30/2021	Gignac & Associates LLP	90,750.00	Const Cost - Architect Fees
72448	11/30/2021	Marshall Company	93,252.00	Const Cost - Contractors
72464	11/30/2021	TXU Energy	140,110.63	Electricity
E0027883	11/2/2021	AGCM Inc	99,425.00	Manager
E0027886	11/2/2021	CC Lawn Pros, LLC	14,325.00	Contractors
E0027888	11/2/2021	Ellucian Company Lp	19,710.00	Maint Agree-Software
E0027892	11/2/2021	Haworth Inc	28,453.74	Office Supplies
E0027904	11/4/2021	ABM Industry Groups LLC	103,242.39	Contractors
E0027962	11/9/2021	Urban Engineering	19,585.00	Consultants
E0027963	11/9/2021	Victory Building Team	46,075.00	Const Cost - Contractors
E0027964	11/9/2021	Wilson Consulting for Higher E	15,845.00	< 5,000 Software Not Cap INVT
E0027970	11/11/2021	AGCM Inc	77,978.00	Manager
E0028011	11/16/2021	City of Corpus Christi	38,791.73	Water
E0028018	11/16/2021	Gensler	140,134.61	Contractors
E0028048	11/18/2021	City of Corpus Christi	19,647.56	Gas
E0028067	11/18/2021	Southern Computer Warehouse In	10,473.27	Supplies - Other
E0028087	11/23/2021	Avant Garb Inc	14,527.50	Production, Publications & Prom
E0028107	11/23/2021	Rock Engineering & Testing	11,723.00	Consultants
E0028128	11/30/2021	Ebsco Subscription Services	19,523.98	Library - Periodicals
Total:			\$ 5,238,471.27	

Regular Agenda

Item 7

To: Mark Escamilla, Ph.D., President of the College

From: Raul Garcia, CPA, Vice President and Chief Financial Officer 

Date: February 2, 2022

Subject: Board Agenda: Tuition Rates Report

Background:

The College will present to the Board a tuition and fee affordability assessment including a \$2 tuition rate change as a point of reference for discussion.

B3.21 Tuition Policy: The per semester credit hour tuition rate for credit courses shall increase by a minimum of \$1.00 each fall semester for Texas in-district residents, Texas out-of-district residents, out-of-state residents, and foreign students. Any student whose legal residence is outside the Del Mar College District shall be charged an out-of-district fee. All student tuition and fees shall be set by the Board of Regents.

Action Item: Discussion and possible action regarding a tuition rate change for the 2022-2023 academic year.

Fiscal Year 2022-2023
Budget Calendar
and
Student Affordability

Jonda Halcomb, Ph.D. Vice President and Chief Academic Officer
Raul Garcia, Vice President and CFO
Patricia Benavides-Dominguez, Interim V.P. Student Affairs
Jackie Landrum, Budget Analyst
February 1, 2022





AGENDA

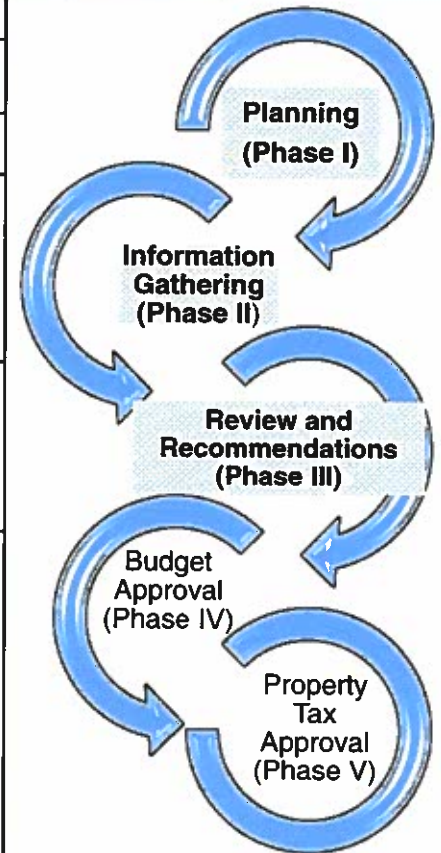
- **2022 – 2023 BUDGET PLAN CALENDAR**
- **PEER GROUP CHARACTERISTICS**
- **SERVICE DISTRICT'S HOUSEHOLD ECONOMIC CHARACTERISTICS**
- **STUDENT AFFORDABILITY**
 - **FINANCIAL AID**
 - **STUDENT DEBT**
 - **TUITION AND FEES**
- **FACTORS INFLUENCING POSSIBLE FISCAL YEAR 2023 TUITION RATE CHANGE**

BUDGET CALENDAR PLAN



FY 2023 BUDGET PLAN CALENDAR

Month	Date	Activity
Oct.	Oct. 16 to Nov. 14	<ul style="list-style-type: none"> Tuition and fee assessment
Nov.	19	<ul style="list-style-type: none"> Budget plan calendar development
Dec.	10 14 14	<ul style="list-style-type: none"> Tuition and fee update with Student Government Distribute technology & facility maintenance budget worksheets Regular Board Meeting <ul style="list-style-type: none"> Tuition and fee update
Jan.	12 to 13 18 19 and 20	<ul style="list-style-type: none"> Preliminary operating budget assumptions Budget kick-off meeting and Budget worksheet distribution Budget worksheet training
Feb.	8 8 11 28 To Be Determined	<ul style="list-style-type: none"> Regular Board Meeting <ul style="list-style-type: none"> Tuition and fee change approval Preliminary salary, and open and new position requests assessment Technology & facility maintenance budget worksheets requests due to fiscal office Budget request worksheet submission from Chairs to Deans and Directors Compensation Plan Committee Kick-off



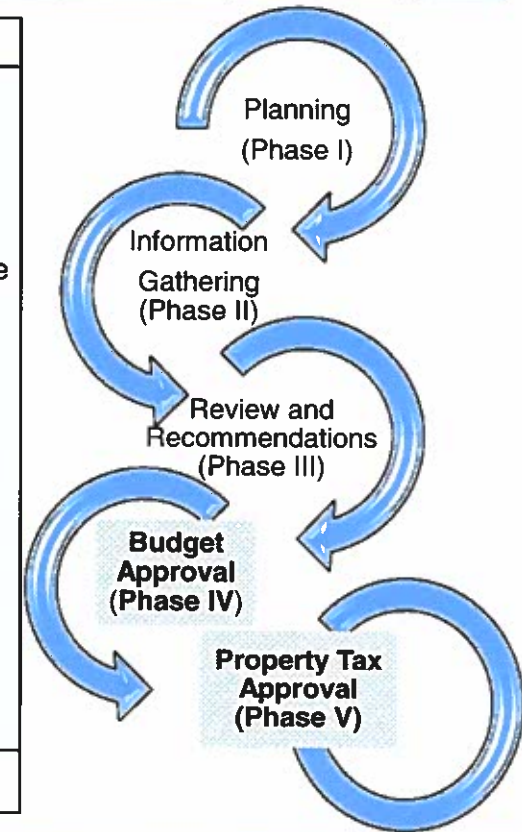
FY 2023 BUDGET PLAN CALENDAR (Continued)

Month	Date	Activity
Mar.	18	<ul style="list-style-type: none"> Budget Request worksheet submission from Deans and Directors to V.P.'s
Apr.	1 1 1 1 st -23 rd	<ul style="list-style-type: none"> Preliminary property value Assessment (Appraisal District) Executive's Budget Request worksheet review/approval and submission to Fiscal Office (General Counsel, Executive Vice President Vice Presidents, and Executive Directors) Final Salary, and Open and New Positions requests submission (H.R.) Budget worksheet crosscheck with Strategic Unit Assessment Plan. (CFO and Dean of Institutional Effectiveness and Assessment)
May	10	<ul style="list-style-type: none"> Regular Board Meeting <ul style="list-style-type: none"> Budget update
Jun.	14	<ul style="list-style-type: none"> Regular Board Meeting <ul style="list-style-type: none"> Budget update
Jul.	25 TBD	<ul style="list-style-type: none"> Regular Board Meeting Budget workshop Certified appraisals (Appraisal District)



FY 2023 BUDGET PLAN CALENDAR (Continued)

Month	Date	Activity
Aug.	6	<ul style="list-style-type: none"> Publish Tax Rate Notice on DMC website
	9	<ul style="list-style-type: none"> Regular Board Meeting-Budget Update Board to adopt action items: <ul style="list-style-type: none"> An order to conduct a public hearing for the FY 2022-2023 proposed College budget An order to conduct a public hearing for the FY 2022-2023 proposed property tax rate
	14	<ul style="list-style-type: none"> Publish notice for the budget and tax rate public hearings <ul style="list-style-type: none"> Newspaper publication of the budget and tax rate public hearings
	23	<ul style="list-style-type: none"> Board Public hearing: <ul style="list-style-type: none"> Public comments on the proposed property tax rate Public comments on the proposed Budget Board to adopt action items: <ul style="list-style-type: none"> M&O Budget Debt Service Proposed Budget M&O Proposed Tax Rate Debt Service Proposed Tax Rate Proposed Tax Exemptions
Sep.	30	<ul style="list-style-type: none"> Deadline for budget approval in accordance with the Texas Education Code



PEER GROUP CHARACTERISTICS



PEER GROUP CHARACTERISTICS

College	** Biennium Contact Hrs.	*** Head Count (Fall 2021)	* Part-Time Students	* Academic	* Technical	**** HSI	* Hispanic	* Black
Blinn	6,979,255	16,882	50%	86%	14%	No	21%	8%
Tyler	5,195,188	11,899	60%	56%	44%	No	26%	17%
Del Mar	4,737,233	**** 10,395	85%	71%	29%	Yes	68%	3%
Central Texas	3,964,656	6,976	79%	67%	33%	No	26%	30%
South Plains	3,722,642	8,919	56%	79%	21%	Yes	52%	5%
Amarillo	3,515,936	8,974	68%	59%	41%	Yes	42%	6%
Navarro	3,225,543	6,560	67%	83%	17%	No	15%	21%
North Central	3,040,402	7,652	79%	73%	27%	No	23%	8%
Laredo	2,958,545	9,986	56%	79%	21%	Yes	97%	0%

Source: * Fall 2020 Texas Public Higher Education Almanac 2021

** 2022 - 2023 Biennium Comty. Coll. Formula Funding Report. Includes Spr. 2021, Sum. 2021, Fall 2021. The 2022 Spring Flex hours information is pending.

*** Fall 2021 Preliminary THECB report (Oct. 2021)

**** U.S. Department of Education

***** Certified

SERVICE DISTRICT'S HOUSEHOLD ECONOMIC INDICATORS

- Service District Population ranges from 229,000 to 543,000
 - Del Mar's service district population is at the high end the group at 477,000.
- Poverty level for the service district ranges from 8.4% to 21.4%
 - Poverty level for Del Mar's service district is at the high end of the group with a rate of 16.7%
- Medium Household Income for the service district ranges from \$46,000 to \$74,000
 - The medium household income for Del Mar's service district is at the midpoint of the group at \$55,000

College	Service District Population	Persons in Poverty	Medium Household Income
Laredo	286,000	21.4%	46,000
South Plains	451,000	17.6%	52,000
Blinn	455,000	16.4%	54,000
Del Mar	477,000	16.7%	55,000
Tyler	388,000	13.6%	55,000
Central Texas	232,000	11.6%	55,000
Amarillo	229,000	10.8%	62,000
Navarro	302,000	11.0%	66,000
North Central	543,000	8.4%	74,000

Source: - U.S. Business Census (v 2019)
 - Service District as described by Texas Education Code Chapter 130

STUDENT AFFORDABILITY



FINANCIAL AID

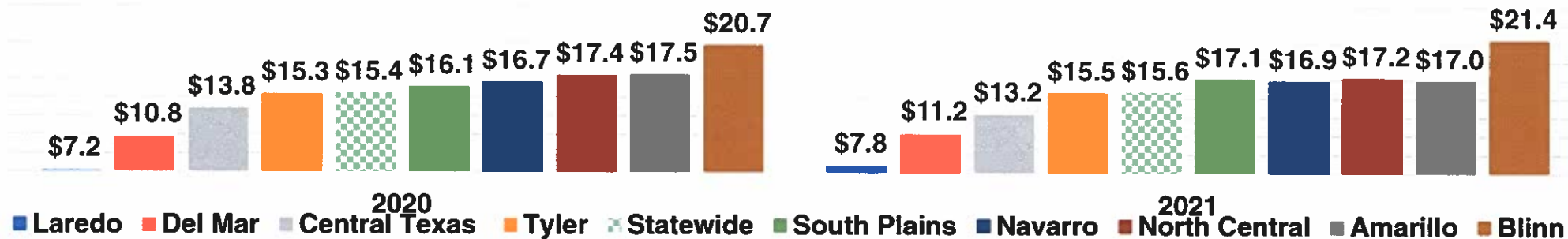
- **Average Net Price range from \$5,494 to \$12,530**
 - **Del Mar is at the top-end of affordability with a net price of \$5,831**
- **Annual Average Financial Aid Award range from \$3,643 to \$5,717**
 - **Del Mar is at midrange for student financial aid award at an annual average of \$5,394**
- **Students Receiving Financial Aid range from 66% to 85%**
 - **Del Mar is at the midrange for students receiving financial aid at a rate of 76%**

College	Average Net Price	Annual Avg. Financial Aid Award	Students Receiving Financial Aid
Laredo	\$5,494	\$5,676	85%
Del Mar	5,831	5,394	76%
South Plains	6,172	5,717	84%
Amarillo	6,215	4,477	75%
North Central	6,285	3,643	76%
Central Texas	6,779	4,718	71%
Tyler	10,469	5,503	82%
Navarro	11,298	5,680	76%
Blinn	12,530	4,765	66%

Source: The Federal National Center for Education Statistics (Full-time Beginning Undergraduates for the 2019 – 2020 year)

STUDENT DEBT

Average Student Debt (\$ In Thousands)

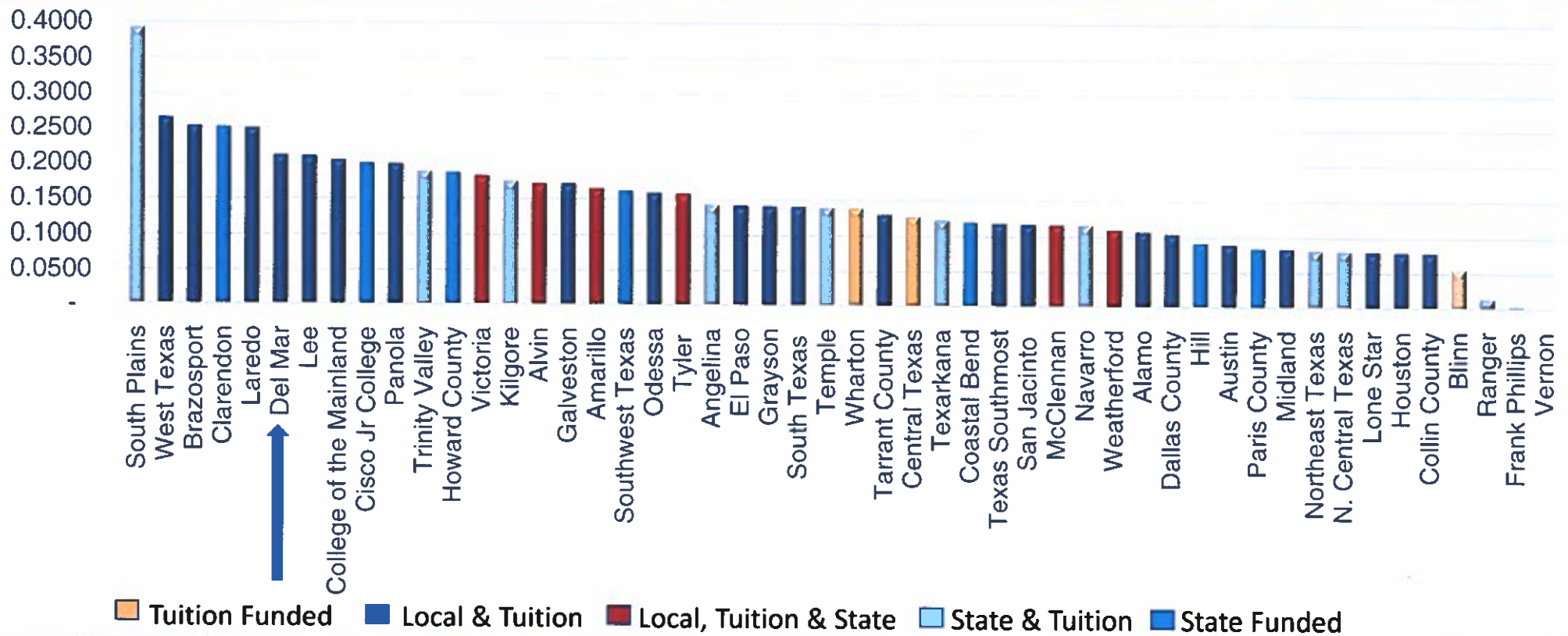


Average Student Debt Transfer (In Thousands)



Source: 2020 and 2021 Texas Public Higher Education Almanac

TEXAS COMMUNITY COLLEGE 2020 FISCAL YEAR M & O RATES



FALL TUITION AND FEE RATE CHANGE HISTORY

Description	2010	2011	2012	2013	2014	2015	2016	2017	2018	2019	2020	2021	12 Yr. Avg.
T&F per 1 semester hour													
In District Tuition	\$ 5	\$ 8	\$ 1	\$ 3	\$ 1	\$ 0	\$ 0	\$ 5	\$ 3	\$ 3	\$ 2	\$ 0	\$ 2.58
Building Use Fee	2	0	0	0	0	0	0	0	0	0	0	0	.17
General Use Fee	2	0	0	0	0	0	0	0	0	0	0	0	.17
Matriculation Fee	0	0	0	2	0	0	0	0	0	0	0	0	.17
Out of District Fee	0	0	0	0	0	0	0	0	0	0	0	0	0
Subtotal	\$ 9	\$ 8	\$ 1	\$ 5	\$ 1	\$ 0	\$ 0	\$ 5	\$ 3	\$ 3	\$ 2	\$ 0	3.08
Fees per term													
Instructional Support Fee	\$ 8	\$ 10	\$ 0	\$ 2	\$ 0	\$ 0	\$ 0	\$ 0	\$ 0	\$ 0	\$ 0	\$ 0	1.67
Student Services Fee	0	0	0	0	0	0	0	0	8	0	0	0	.67
Subtotal	\$ 8	\$ 10	\$ 0	\$ 2	\$ 0	\$ 0	\$ 0	\$ 0	\$ 8	\$ 0	\$ 0	\$ 0	\$ 2.33
Grand total	\$ 17	\$ 18	\$ 1	\$ 7	\$ 1	\$ 0	\$ 0	\$ 5	\$ 11	\$ 3	\$ 2	\$ 0	\$ 5.42

FALL 2021 TUITION AND FEE STRUCTURE

TUITION FEE is used to fund all other operating activities of the institution

MANDATORY FEES

- The **General Use Fee** is used to fund the cost of transcripts, graduation, grounds improvements, technology centers, campus security and parking.
- The **Building Use Fee** is used to maintain, improve and equip campus facilities.
- The **Matriculation Fee** is used to fund the costs for creating and maintaining student records.
- The **Instructional Support Fee** is used to fund the operations of the writing, math, reading and other student learning labs.
- The **Student Services Fee** is collected on behalf of student government and it is used to fund student cultural programs, intramural sports, student club activities, the student newspaper, the Viking Food Pantry and other related student government initiatives.

Description	Rates	15 Semester credit hours
Semester Rate Per Cr. Hr.		
In District Tuition	\$ 69	\$ 1,035
General Use Fee	12	180
Building Use Fee	12	180
Matriculation Fee	12	180
Subtotal	\$ 105	\$ 1,575
Semester Rate Per Student		
Instructional Support Fee	\$ 70	\$ 70
Student Services Fee	15	15
Subtotal	\$ 85	\$ 85
Grand total	\$ 190	\$ 1,660

TUITION AND FEE HISTORY

<ul style="list-style-type: none"> 12 year history (Fall 2010 to Fall 2021) <ul style="list-style-type: none"> 3.8% T&F annual average change 2.0% annual average Texas inflation rate Possible new long range strategy for increases ranging from 2.0% to 3.8% Trending symptom of kicking the can down the road <ul style="list-style-type: none"> Fall 2019 to Fall 2021 (current 3 year snapshot) <ul style="list-style-type: none"> T&F cumulative rate increase of 4.6% lags Texas cumulative inflation rate of 7.4% by 2.2% Average annual inflation rate change is 2.5% Fall 2010 to Fall 2014 (5 year snapshot) <ul style="list-style-type: none"> 31.7% cumulative rate change significantly above the cumulative Texas Annual Inflation rate of 9.9% Fall 2014 to Fall 2018 (5 year snapshot) <ul style="list-style-type: none"> 10.7% cumulative rate change is significantly above the Texas annual inflation rate of 7.8% 	FALL	T&F (15 SCH)	T&F % Chg.	T&F % Chg.	Texas Annual Infltn. Rate (Aug)	Infltn. Rate % Chg. (5yr period)
	2010	\$ 1,220	13.3%		0.7%	
	2011	1,350	10.7%		4.0%	
	2012	1,365	1.1%		1.2%	
	2013	1,442	5.6%		2.3%	
	2014	1,457	1.0%	31.7%	1.8%	9.9%
	2015	1,457	1.0%		-0.1%	
	2016	1,457	0.0%		1.2%	
	2017	1,532	5.1%		2.1%	
	2018	1,585	3.5%	10.7%	2.8%	7.8%
	2019	1,630	2.8%		1.8%	
	2020	1,660	1.8%		0.1%	
	2021	1,660	0.0%	4.6%	5.5%	7.4%
	12 year avg.		3.8%		2.0%	
	5 year period		19.0%		10.0%	

PEER GROUP TUITION AND FEE COMPARISON

- **Current Tuition and Fee rates (Fall 2020)**
 - Tuition and Fees range from \$1,355 to \$3,075
 - Del Mar's Tuition and fee at the midpoint of the group at \$1,660.
 - Del Mar's tuition and fee at par with the state wide average of \$1,659
- **Ten year history (Fall 2010 to FALL 2020)**
 - Average annual tuition and fees rate increase ranges from .01% to 11.1%
 - Del Mar's annual average rate is at the low end of the range at 3.6%.

College	FALL 2020 15 SCH	FALL 2010 15 SCH	% Avg. Annual Increase
Central Texas	\$ 1,355	\$1,348	0.1%
Amarillo	1,355	901	5.0%
North Central Texas	1,500	768	9.5%
Statewide Average	1,659	1,087	5.3%
Del Mar	1,660	1,220	3.6%
Tyler Junior	1,721	1,285	3.4%
Laredo	2,055	1,243	6.5%
Navarro	2,321	1,101	11.1%
South Plains	2,794	1,484	8.8%
Blinn	3,075	1,470	10.9%

Source: Texas Higher Education Coordinating Board
Community Colleges Tuition and Fee Data

FACTORS INFLUENCING POSSIBLE FISCAL YEAR 2023 TUITION RATE CHANGE

- Student Affordability
- Upward inflation pressures
- Possible new operating initiatives
 - Deferred maintenance plan
 - Robust Academic Equipment Plan
- Scaling up of operating costs
 - Opening of City's Police Training Academy
 - Police Department operations
 - Student success initiatives e.g. student Advising
 - Oso Creek Campus Operations
 - Cyber security

Tuition Rate	Semester Hr. Rate Chg.	15 SCH (with mandatory fees)	Amount Chg.	% Chg. "inflation"	Est. Annual Revenue
\$69	\$ 0	\$ 1,660			\$ 0
70	1	1,675	15	0.9%	158,000
71	2	1,690	30	1.8%	316,000
72	3	1,705	45	2.7%	474,000
73	4	1,720	60	3.5%	632,000
74	5	1,735	75	4.4%	790,000

Q&A



Regular Agenda

Item 8



Del Mar College Physical Facilities
January 26, 2022

TO: Mark Escamilla, Ph.D.
 President and CEO

FROM: John Strybos, PE, CPA
 Vice President and Chief Physical Facilities Officer

RE: Discussion and Action on Approval of 2016 Oso Creek Campus Construction Project Change Order 7

SUMMARY:

The purpose of this Change Order is to address changes in the Scope of Work that resulted from: (1) Architect's Supplemental Information, (2) Request for Information (RFI) responses issued by the Architect (3) Bulletin issued by the Architect and (4) unforeseen sight conditions. The following table summarizes the Change Orders.

Item	Central Plant	Main, STEM, Culinary	Total	Funding Source
Original Contract	\$9,250,000	\$106,742,500.00	\$115,992,500.00	Bond Proceeds
Change Order #1 – 9/8/2020	\$-65,220	\$876,924.00	\$811,704.00	Bond Interest Income
Change Order #2 – 5/11/2021	\$167,063	\$271,886.00	\$438,949.00	Bond Interest Income
Change Order #3 – 7/27/2021	\$0	\$490,492.70	\$490,492.70	Bond Interest Income
Change Order #4 – 8/11/2021	\$0	\$622,186.00	\$622,186.00	Bond Interest Income
Change Order #5 – 10/5/2021	\$0	\$454,399.30	\$454,399.30	Bond Proceeds
Change Order #6 – 12/14/2021	\$0	\$2,062,070.00	\$2,062,070.00	Bond Proceeds
Revised Total	\$9,351,843	\$111,520,458.00	\$120,872,301.00	
Change Order #7 – 2/01/2022	\$55,534	\$1,111,119.00	\$1,166,653.00	Bond Proceeds
Revised Total	\$9,407,377	\$112,631,577.00	\$122,038,954.00	

BACKGROUND:

The \$139,000,000 2016 Bond is funding the design and construction of the Oso Creek Campus. The project includes site work improvements and the construction of approximately 250,000 gross square feet of classrooms, laboratories, offices administrative spaces, central plant and a new Culinary Arts Building. The project is approximately 87% complete with all structure for all buildings complete, interior partitions installed and exterior building envelope being installed and tested. Gensler with Turner. Ramirez Architects is the Architect for the project and the contractor is Fulton Construction. AGCM Inc. is providing construction management services for the project.

STAFF RECOMMENDATION:

Approval of Change Order 7.

LIST OF SUPPORTING DOCUMENTS:

Main, STEM, Culinary and Site Change Order 7



Del Mar South Campus Bid Package : MAIN, STEM, CULINARY ARTS & SITE- CO 7

PCO Description	Cost
61R MAIN RFI 219 Sink Supports	\$ 46,900.00
62 MAIN RFI 185 Additional Roof Drain	\$ 15,568.00
63 MAIN Door @ MB115F & Lockers @ MB312	\$ 9,660.00
65 Brick Gradient & Staining	\$ 185,691.00
66 All Buildings- Automatic Operators	\$ 603,800.00
67 STEM Copier and Door Changes	\$ 73,000.00
68 CA Multipurpose Room	\$ 176,500.00
Total of Change Order 05	\$ 1,111,119.00

Original Contract Sum: \$ 106,742,500.00
Net Change by Previously Authorized Cos: \$ 4,777,958.00
Contract Sum Prior to This CO: \$ 111,520,458.00
Contract Sum Will Be Increased In the Amount Of: \$ 1,111,119.00
New Contract Sum Including This CO: \$ 112,631,577.00



Del Mar South Campus Bid Package : Central Plant, Utilities & Excavation

PCO	Description	Cost
PCO 17	Fire Extinguishers	\$ 5,534.00
PCO 18	PCO 18 Misc. Electrical RFI 35 & 36	\$ 16,000.00
PCO 19	Conduit for Network Cabling	\$ 34,000.00
Change Order 04 Total:		\$ 55,534.00
Original Contract Sum:		\$ 9,250,000.00
Net Change by Previously Authorized Cos:		\$ 101,843.00
Contract Sum Prior to This CO:		\$ 9,351,843.00
Contract Sum Will Be Increased In the Amount Of:		\$ 55,534.00
New Contract Sum Including This CO:		\$ 9,407,377.00

The new date of Substantial Completion will be August 31, 2021 per PCO 17 additions, processing and execution of the work.



DMCS Del Mar College Oso Creek Campus
Bid Package 2- Main, STEM, Culinary Arts Building & Site Change Order 07

Proposed Change Order #61R	Title	Cost	Genesis and Benefit	Locations and Description of Work
PCO 61R	Main Building RFI 219 Sink Supports	\$ 46,900.00	Project delivery team site observations revealed the need for increased support steel at the group restroom sinks. Proper in-wall support will allow for proper function and safety within group restrooms.	Addition of in-wall steel at trough sink locations in group restrooms to provide additional sink support. Locations include MB.131, MB.132, MB.202, MB.228, MB.302 and MB.321.
Change Proposal #62				
PCO 62	Main RFI 185 Additional Roof Drain	\$ 15,568.00	Contractor requested change after review of built circumstances. This change will allow the Contractor to achieve an allowable height of built up roofing and stay below the metal panels of the penthouse.	Addition of (1) roof drain and tapering of insulation on Level 04 Roof near gridline LD between 13 and 14.
Change Proposal #63				
PCO 63	Main Door @ MB115F and Lockers @ MB 312	\$ 9,660.00	End-user requested changes that will enhance secure access and secure storage for staff and students.	Addition of (1) door at MB 115F Bursar Support Office and addition of lockers at MB. 312 Testing Center.
Change Proposal #65				
PCO 65	Brick Gradient and Staining	\$ 185,691.00	End-user requested change to more closely relate to initial renderings. These changes will enhance the exterior of the buildings.	Additional brick blends were added to the CA and Main buildings and staining of brick has been added at the STEM exterior and CA exterior.
Change Proposal #66				
PCO 66	All Buildings- Automatic Door Operators	\$ 603,800.00	College requested change will allow touchless accessibility and access to the buildings and restrooms. These changes will facilitate ongoing pandemic precautions.	Addition of 75 touchless door automatic openers as well as power and data to support this. These will be located at all exterior entrances into the Main, STEM and Culinary as well as the group restrooms.
Change Proposal #67				
PCO 67	STEM Copier and Door Changes	\$ 73,000.00	End-user requested change to facilitate daily administrative support and allow for increased departmental copy machine use and regulation of access to these areas.	Addition of door access controls at ST.101, ST.209A, ST.209B, ST.308A and ST308B to facilitate secure access for copy/print alcoves. Additionally, the need for power and data for copy machines at ST.209 and ST.308.
Change Proposal #68				
PCO 68	CA Multipurpose Room	\$ 176,500.00	End-user requested changes to provide an enhanced learning and hosting environment. These changes will allow flexibility for future changes events and provide opportunity for education content modality.	Addition of finishes at CA.209 and CA.210 including acoustical panels and strip lighting at the East wall.