

February 9, 2024

NOTICE OF MEETING

The **Regular Meeting** of the Board of Regents of the Del Mar College District will convene at **11:00 a.m., Tuesday, February 13, 2024**, at the Center for Economic Development, 3209 S. Staples, Room 106, Corpus Christi, Texas.

AGENDA

CALL TO ORDER

QUORUM CALL

MOMENT OF SILENCE

PLEDGE OF ALLEGIANCE

DMC VISION STATEMENT: *Del Mar College will be the premier choice for life-changing educational opportunities, provided by responsive, innovative faculty and staff who empower students to improve local and global communities.*

Del Mar College is streaming live audio and video from the official Board of Regents meetings on the College's website in real-time, with the exception of portions of the meeting considered as "closed session" by statute.

GENERAL PUBLIC COMMENTS (Non-Agenda Items) – 3-minute time limit

- Specific Public Comments will be allowed on agenda items prior to action by the Board.
- General Public Comments may be moved on the agenda at the discretion of the Board Chair and as an accommodation to those in attendance.
- Pursuant to the Texas Open Meetings Act, the College is limited in responding to public comments or inquiries as follows:
 1. Provide a statement of specific factual information in response to an inquiry.
 2. Recite existing policy in response to an inquiry.
 3. Propose placing the subject of the inquiry on the agenda for a subsequent meeting.(Tex. Govt. Code Section § 551.042)

RECOGNITIONS:

- Ms. Laura Wright Bienek, AIA, RID, Director and Associate Professor of Architectural/Drafting Technology, awarded the American Institute of Architects (AIA) Corpus Christi Chapter's Outstanding Member Award for 2023
.....Dr. Jonda Halcomb
(Goal 4: Learning Environments)

- Angie Britton and Nancy Phillips, of the Del Mar College APEX Accelerator, were recognized with national certification by the Association of Procurement Technical Assistance Centers (APTAC) as Certified Procurement Professionals (CPP)
.....Ms. Lenora Keas
(Goal 6: Financial Effectiveness and Affordability)
- Continuing Education was awarded the 2023 Community Choice Award for Best Adult Education Program in the Coastal Bend.....Ms. Lenora Keas
(Goal 2: Recruitment and Persistence)
- John Salinas, CPPO, CPPB, Senior Buyer, received the Certified Public Procurement Officer credential.....Mr. Raul Garcia
(Goal 4: Learning Environments)

COLLEGE PRESIDENT’S REPORT.....Dr. Mark Escamilla

- Rachel Benavides, Sr. Director of Continuing Education, selected to serve on the Texas Higher Education Coordinating Board’s Stakeholder Committee for Workforce Development
(Goal 5: Workforce Development, Community Partnerships, and Advocacy)
- TACC Quarterly Meeting, January 24, 2024
(Goal 5: Workforce Development, Community Partnerships, and Advocacy)
- TACC Leadership Meeting, January 31, 2024
(Goal 5: Workforce Development, Community Partnerships, and Advocacy)
- ACCT National Legislative Summit, February 4-7, 2024, Washington, DC
(Goal 5: Workforce Development, Community Partnerships, and Advocacy)

REGENTS REPORT:

- ACCT National Legislative Summit, February 4-7, 2024, Washington, DC
.....Ms. Carol Scott, Dr. Nicholas Adame and Dr. Laurie Turner
(Goal 5: Workforce Development, Community Partnerships, and Advocacy)

STAFF REPORTS:

- Testing Center Update.....Ms. Graciela Martinez
(Goal 3: Academic Preparedness and Student Learning)

BOARD NOTIFICATIONS.....Ms. Tammy McDonald

- Deletion of “A” procedure sections: A.8.8.1 Information Management Committee and A.8.8.1.1 Membership
(Goal 5: Workforce Development, Community Partnerships, and Advocacy)
- TCOLE Racial Profiling Report Submission
(Goal 4: Learning Environments)
- Texas School Safety Center 2023 Emergency Operations Plan Review
(Goal 4: Learning Environments)

PENDING BUSINESS:

Status Report on Requested Information

(Goal 5: Workforce Development, Community Partnerships, and Advocacy)

CONSENT AGENDA

Notice to the Public

The following items are of a routine or administrative nature. The Board of Regents has been furnished with background and support material on each item, and/or it has been discussed at a previous meeting. All items will be acted upon by one vote without being discussed separately unless requested by a Board member or a citizen, in which event the item(s) will immediately be withdrawn for individual consideration in their normal sequence after the items not requiring separate discussion have been acted upon. The remaining items will be adopted by one vote.

CONSENT MOTIONS:

(At this point the Board will vote on all motions not removed for individual consideration.)

ITEMS FOR DISCUSSION AND POSSIBLE ACTION:

1. Approval of Minutes:
Workshop, November 14, 2023
Regular Board Meeting, November 14, 2023
(Goal 5: Workforce Development, Community Partnerships, and Advocacy)
2. Acceptance of Investments for December 2023 and January 2024
(Goal 6: Financial Effectiveness and Affordability)
3. Acceptance of Financials for December 2023
(Goal 6: Financial Effectiveness and Affordability)

Public comments for consent agenda items

REGULAR AGENDA

4. Discussion and possible action regarding the proposed naming for gift of significance of the Millwright Lab at the Workforce Development Center for ArcelorMittal Texas.....Ms. Mary McQueen
(Goal 5: Workforce Development, Community Partnerships, and Advocacy and Goal 6: Financial Effectiveness and Affordability)

Public comments for this agenda item

5. Discussion and possible action regarding tuition rates to increase the per semester hour tuition rate for the 2024-2025 fiscal year.....Mr. Raul Garcia
(Goal 6: Financial Effectiveness and Affordability)

Public comments for this agenda item

6. Discussion and possible action related to the College's Quarterly Investment Report for the period ending November 30, 2023.....Mr. Raul Garcia
(Goal 6: Financial Effectiveness and Affordability)

Public comments for this agenda item

7. Discussion and possible action related to the College's Financial Report for the period ending November 30, 2023.....Mr. Raul Garcia
(Goal 6: Financial Effectiveness and Affordability)

Public comments for this agenda item

8. Discussion and possible action of reappointment of Del Mar College Regent to Tax Increment Reinvestment Zone TIRZ #3 Board (Downtown).....Ms. Carol Scott
(Goal 5: Workforce Development, Community Partnerships, and Advocacy)

Public comments for this agenda item

9. Discussion and possible action related to proposed Del Mar College participation in the Tax Increment Reinvestment Zone TIRZ #2 Packery Channel – North Padre Island Extension.....Ms. Lenora Keas
(Goal 5: Workforce Development, Community Partnerships, and Advocacy)

Public comments for this agenda item

10. Discussion and possible action regarding proposed participation in the Tax Increment Reinvestment Zone TIRZ #6 Barisi Village – Developer Proposed TIRZMs. Lenora Keas
(Goal 5: Workforce Development, Community Partnerships, and Advocacy)

Public comments for this agenda item

11. Discussion and possible action on Award of Contract for Competitive Sealed Proposals, RCSP #2023-12, Del Mar College Center for Economic Development HVAC Improvements.....Mr. John Strybos
(Goal 4: Learning Environments and Goal 6: Financial Effectiveness and Affordability)

Public comments for this agenda item

12. Discussion and possible action on State Energy Conservation Office (SECO) Utility Cost Reduction Measures Loan.....Mr. John Strybos
(Goal 6: Financial Effectiveness and Affordability)

Public comments for this agenda item

13. Discussion and possible action on annexation of portion of County Road 22, London Ranch Estates and Charlotte Estates.....Mr. John Strybos
(Goal 6: Financial Effectiveness and Affordability)

Public comments for this agenda item

14. Discussion and possible action on approval of Interlocal Agreement (ILA) between the City of Corpus Christi and seven public education districts within its boundaries, including Del Mar College, Calallen, Corpus Christi, Flour Bluff, London, Tuloso-Midway, and West Oso Independent School Districts.....Mr. John Strybos
(Goal 5: Workforce Development, Community Partnerships, and Advocacy and Goal 6: Financial Effectiveness and Affordability)

Public comments for this agenda item

15. CLOSED SESSION pursuant to:

- A. **TEX. GOV'T CODE § 551.071:** (Consultation with legal counsel), regarding pending or contemplated litigation or legal claims, or a settlement offer, with possible discussion and action in open session; and, the seeking of legal advice from counsel, on pending or contemplated legal matters or claims, with possible discussion and action in open session;

- B. **TEX. GOV'T CODE § 551.087:** (Deliberation Regarding Economic Development), regarding discussion or deliberation of information received from a business prospect with which the College is conducting economic development negotiations and/or the deliberation of an offer of a financial or other incentive to a business prospect, (including Regular Agenda Items nos 9 and 10), with possible discussion and action in open session; and,
- C. **TEX. GOV'T CODE § 551.072:** (Deliberation Regarding Real Property) regarding the deliberation of the purchase, exchange, lease, or value of real property; with possible discussion and action in open session.

CALENDAR: Discussion and possible action related to calendaring dates.

ADJOURNMENT

PUBLIC NOTICE is given that the Board may elect to go into executive session at any time during the meeting in order to discuss matters listed on the agenda, when authorized by the revision of the Open Meetings Act, Chapter 551, of the Texas Government Code.

Staff Reports

Testing Center Update

Graciela Martinez
Dean, Outreach & Enrollment Services



Board of Regents


Testing Center Update

February 13, 2024

Graciela Martinez
Dean, Outreach & Enrollment Services



DEL MAR COLLEGE



Testing Centers

Testing Center Locations

Heritage Campus Testing
Center
Multiservice Center, Room
125
3013 Ayers Street
Corpus Christi, TX 78404

Oso Creek Campus Testing
Center
Main Building, Room 312
7002 Yorktown Blvd.
Corpus Christi, TX 78414

Testing Center Staff

Anna Villegas – Testing Examiner
Elia Gil – Testing Examiner
Jaclyn Resendez – Testing
Examiner

Blake Porras – Testing Clerk
Javier Vargas – Testing Clerk
Vivian Longoria – Testing Clerk

10 Part-Time Testing Proctors

Testing Center

September 2022 – August 2023

Test Type	Heritage Testing Center	Oso Creek Testing Center	Totals
ACT	54		54
CLEP	26		26
CORRESPONDENCE EXAMS	50		50
DMC INSTRUCTOR EXAMS (I.E., MIDTERMS AND FINALS)	2195	137	2332
TCFP (TEXAS COMMISSION ON FIRE PROTECTION)	38	0	38
GED	653		653
NURSING TEAS	378		378
RADIOLOGIC TECHNOLOGY TEAS	49		49
DMC REAL ESTATE EXAM	33	5	38
TCEQ (TEXAS COMMISSION ON ENVIRONMENTAL QUALITY)	493	11	504
TSI	3142	430	3572
CENTER FOR ACCESS AND ADVOCACY REFERRED TESTERS	27	0	
All Tests for 2022-2023	7138	583	7694

Testing Center

September 2024 – Present

Test Type	Heritage Testing Center	Oso Creek Testing Center	Totals
ACT	61		61
CLEP	3		3
CORRESPONDENCE EXAMS	18	0	18
DMC INSTRUCTOR EXAMS (I.E., MIDTERMS AND FINALS)	399	326	725
TCFP (TEXAS COMMISSION ON FIRE PROTECTION)	13	4	17
GED	230		230
NURSING TEAS	117	33	150
RADIOLOGIC TECHNOLOGY TEAS	44	14	58
DMC REAL ESTATE EXAM	5	6	11
TCEQ	110	27	137
TSI	314	238	552
CENTER FOR ACCESS AND ADVOCACY REFERRED TESTERS	3	18	21
All Tests for 2023-2024	1317	666	1983

Thank you!



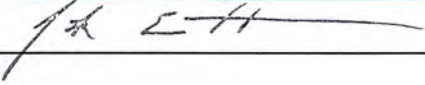

Board Notifications

**“A” Policy Notification
A.8.8.1 & A.8.8.1.1**

**Tammy McDonald,
Vice President of Administration and Human Resources**

POLICY NOTIFICATION OR RECOMMENDATION

Del Mar College Manual of Policies and Procedures

02 13 001			
Policy/Procedure No: A.8.8 Sections A.8.8.1 & A.8.8.1.1			
Originator: Faculty & Staff			
Lead by Dale Anderson, Chair Communications, Languages, and Reading			
For Review or Courtesy Copy To:	Review	Courtesy Copy	Date
Deans' Council		X	2/6/2024
Chairs' Council		X	2/6/2024
Faculty Council		X	2/6/2024
Exempt Council		X	2/6/2024
Non-Exempt Council		X	2/6/2024
President's Executive Team		X	2/6/2024
Reviewed various time throughout 2023			
President's Signature: 		Date: 2/9/2024	
Presented to Board of Regents:			
Board Policy Review or Notice	Notice	2/13/2024	
			
Rev 01/2024			

Notification of Administrative “A” Procedure Revisions

Redline Version

A8.8 Computer Resources and Services: (Revised 1/1/24) Del Mar College will endeavor to provide computer resources and services necessary to effectively and efficiently serve instructional and administrative needs.

~~**A8.8.1 Information Management Committee:** The Information Management Committee serves in an advisory capacity to the Chief Executive Officer (CEO), establishing criteria and priorities for the purchase and allocation of software and equipment for administrative and instructional use.~~

~~**A8.8.1.1 Membership:** The Information Management Committee is chaired by the Chief Information Technology Officer. The membership consists of all vice presidents, all Deans, the Registrar, and the Directors of Counseling and Advising, Fiscal Services, and Institutional Research and Effectiveness. Faculty and other employees will be asked to assist the committee as needed.~~

Note: To align with current committee structure, a new college wide standing committee (Strategic Technology Adoption Advisory Committee) was established 1/1/24 to replace the committee mentioned in the “A” procedures above.

TCOLE Racial Profiling Report Submission

Tammy McDonald,
Vice President of Administration and Human Resources

To: Mark Escamilla, Ph.D.
President and CEO

From: Tammy McDonald 
Vice President of Administration and Human Resources

Date: February 6, 2024

**Re: Board Notification – Law Enforcement Racial Profiling Report Filed with The
Texas Commission on Law Enforcement (TCOLE)**

According to TCOLE and Article 2.132 CCP Law Enforcement Policy on Racial Profiling, the College is required to provide notice to its governing body that the report has been filed.

The Law Enforcement Racial Profiling Report applies to law enforcement agencies that make traffic stops in the routine performance of officer duties. The College law enforcement agency does not make traffic stops in the routine performance of officer duties and is therefore exempt. A report is still required to be filed with TCOLE certifying exempt status.

Attached you will find a copy of the Racial Profiling Report filed by Interim Police Chief Lauren White certifying the College has an exempt status.

Racial Profiling Report | Exempt

Agency Name: Del Mar College Police Department
Reporting Date: 02/01/2024
TCOLE Agency Number: 355081

Chief Administrator: LAUREN M. WHITE

Agency Contact Information:
Phone: (361) 698-1124
Email: lwhite16@delmar.edu

Mailing Address:
101 Baldwin Blvd.
Corpus Christi, TX 78404

FULL EXEMPTION RACIAL PROFILING REPORT

Article 2.132 CCP Law Enforcement Policy on Racial Profiling a.) In this article:

1.) "Law enforcement agency" means an agency of the state, or of a county, municipality, or other political subdivision of the state, that employs peace officers who make traffic stops in the routine performance of the officers' official duties.

I certify it is not the policy of this agency to make traffic stops in the routine performance of the officers' official duties.

Executed by: LAUREN M. WHITE
Chief

Date: 02/01/2024

Submitted electronically to the



The Texas Commission on Law Enforcement

Texas School Safety Center 2023 Emergency Operations Plan Review

Tammy McDonald,
Vice President of Administration and Human Resources



01/12/2024

Del Mar College District

Mark Escamilla Ph.D.

Subj: 2023 EOP REVIEW COMPLETE

Del Mar College District has satisfied all evaluation criteria for the Fall 2023 EOP Review Cycle.

Sincerely,

Texas School Safety Center

PENDING BUSINESS

Item	Date	Request	Due	Status
1		Student Tuition and Fees	February	February Agenda
2		Quarterly Financial Report	February	February Agenda
3		Quarterly Investment Report	February	February Agenda
4		Annual Ethics Update	March	
5		THECB Strategic Plan	March	
6		2019-2024 Strategic Plan Update (Goals 3 and 4)	March	
7		Report on Tax Collections	March	
8		2024-2029 Strategic Planning Process Update	April	
9		Internal Audit Report to the Board	April	
10		Policy Review Schedule	April	
11		Strategic Enrollment Management (SEM)	May	
12		Tuition and Fee Schedules for CE Programs	May	
13		2019-2024 Strategic Plan Update (Goals 5 and 6)	June	
14		Policy Review Schedule	June	
15		Policy Review Schedule	August	
16		Clery Act	October	
17		CEO Annual Report to the Board – Title IX/SB212	October	
18		Enrollment Report	November	
19		Tax Abatement Yearly Review	December	
20		Foundation Yearly Update	December	
21		Preview of Student Charges	December	
22		Professional Contract Review	December	

Consent Agenda

Item 1

**MINUTES OF THE WORKSHOP MEETING
OF THE BOARD OF REGENTS OF THE DEL MAR COLLEGE DISTRICT**

November 14, 2023

The Workshop Meeting of the Board of Regents of the Del Mar College District convened at the Center for Economic Development, 3209 S. Staples, Room 106, Corpus Christi, Texas, at 10:30 a.m. on Tuesday, November 14, 2023, with the following present:

From the Board:

Ms. Carol Scott, Ms. Libby Averyt, Dr. Anantha Babbili, Mr. Carl Crull, Mr. Rudy Garza, Jr., Mr. Bill Kelly, and Mr. David Loeb.

From the College:

Dr. Mark Escamilla, President and CEO; Ms. Lenora Keas, Executive Vice President and COO; Mr. Raul Garcia, Vice President and CFO; Mr. Ali Kolahdouz, Vice President and Chief Information Officer; Dr. Jonda Halcomb, Vice President and Chief Academic Officer; Ms. Tammy McDonald, Vice President of Administration and Human Resources; Ms. Patricia Benavides-Dominguez, Vice President for Student Affairs; Ms. Cheryl Sanders, Associate Vice President for Student Affairs; Mr. Augustin Rivera, Jr., General Counsel; Mr. John Strybos, Vice President and Chief Physical Facilities Officer; Ms. Mary McQueen, Vice President of Advancement and Government Relations; Ms. Delia Perez, Director of CEO Office and Board Relations, and other staff and faculty.

CALL TO ORDER/QUORUM CALL

Ms. Scott called the meeting to order with a quorum present. She requested a moment of silence followed by the Pledge of Allegiance and Del Mar College Vision Statement.

GENERAL PUBLIC COMMENTS – The public was given the opportunity to provide public comments (both general and specific to any agenda item).

There were no public comments made for this meeting.

ITEMS OF BUSINESS:

1. 2024-2029 Strategic Planning Update and Feedback on Vision, Mission, and Values.....Dr. Natalie Villarreal
(All Goals 1-6)

Dr. Villarreal began her update regarding the 2024-2029 Strategic Plan. The information discussed included: 1. Review Board of Regent Engagement; 2. Discussion DMC Vision, Mission, & Values 3. Values Activity 4. Bringing it all Together and 5. Next Steps.

After a brief review of the Board engagement for 2023-2024 semesters, Dr. Villarreal described the differences between a vision statement and a mission statement. Dr. Villarreal also reviewed what's new in strategic planning which includes shortening content, focusing on new behaviors, being responsive, and being flexible.

Dr. Villarreal conducted an exercise with the Board of Regents to review, discuss, and rank proposed vision statements. Discussion was held among the Board of Regents, and they provided their opinions and suggestions to Dr. Villarreal.

Dr. Villarreal continued discussion with the Board of Regents regarding proposed mission statements for their review, opinions, and rank. Discussion was held among the Board, and they provided their opinions and suggestions to Dr. Villarreal.

Dr. Villarreal discussed values with the Board. Values represent one of the critical foundational pillars in higher education, deeply held beliefs, and priorities. The Regents provided their views and recommendations of values that will move the College forward.

Dr. Escamilla provided commentary regarding empathy for making decisions regarding highest need students and putting them at the forefront when making decisions for the College.

Discussion continued among the Board, Dr. Escamilla, and Dr. Villarreal regarding key words and their importance which included integrity, resourcefulness, teamwork, responsibility, achievements, openness, empathy, innovative, stewardship, and dynamic.

Dr. Villarreal provided information about the Steering Committee meetings and their discussions regarding the work that they do for the College and the students. The meeting prompted energized exchange of ideas. Some of the ideas discussed included: we are life changers, we create life changing opportunities, we create believers or people who can believe in themselves, we give people confidence, and we are authentic.

Dr. Villarreal stated the College has been here a very long time and is established in the community. The College has tradition and legacy.

Dr. Villarreal stated that the Committee will continue working and will come back in February to discuss a more defined draft of the vision, mission and values discussed today.

Dr. Villarreal concluded with reviewing the phases of the Next Steps Timeline 2024-2029 Plan. A detailed discussion will be held at the next Workshop regarding community stakeholders and internal partners.

At 11:41 a.m., the Chair announced that the Board was going into Closed Session pursuant to:

2. CLOSED SESSION pursuant to:

- A. TEX. GOV'T CODE§ 551.071: (Consultation with legal counsel), regarding pending or contemplated litigation, or a settlement offer, with possible discussion and action in open session; and the seeking of legal advice from counsel on pending legal or contemplated matters or claims, with possible discussion and action in open session; and,
- B. TEX. GOV'T CODE§ 551.074(a)(1): (Personnel Matters), regarding the appointment, employment, evaluation, reassignment, duties, discipline, or dismissal of a public officer or employee; including, Appointment of representative member to Nueces County Appraisal District Board of Directors.

The Board of Regents reconvened in Open Session at 1:00 p.m. with no action taken.

ADJOURNMENT: The Workshop was adjourned at 1:00 p.m.

MINUTES REVIEWED BY GC: /s/ARjr

**MINUTES OF THE REGULAR MEETING
DEL MAR COLLEGE DISTRICT**

November 14, 2023

The Regular Meeting of the Board of Regents of the Del Mar College District convened on Tuesday, November 14, 2023, at 1:00 p.m., at the Center for Economic Development, 3209 S. Staples, Room 106, Corpus Christi, Texas with the following present:

From the Board:

Ms. Carol Scott, Ms. Libby Averyt, Dr. Anantha Babbili, Mr. Carl Crull, Mr. Rudy Garza, Jr., Mr. Mr. David Loeb, and Dr. Laurie Turner.

From the College:

Dr. Mark Escamilla, President and CEO; Ms. Lenora Keas, Executive Vice President and COO; Mr. Raul Garcia, Vice President and CFO; Mr. Ali Kolahdouz, Vice President and Chief Information Officer; Dr. Jonda Halcomb, Vice President and Chief Academic Officer; Ms. Tammy McDonald, Vice President of Administration and Human Resources; Ms. Patricia Benavides-Dominguez, Vice President for Student Affairs; Ms. Cheryl Sanders, Associate Vice President for Student Affairs; Mr. Augustin Rivera, Jr., General Counsel; Mr. John Strybos, Vice President and Chief Physical Facilities Officer; Ms. Mary McQueen, Vice President of Advancement and Government Relations; Ms. Delia Perez, Director of CEO Office and Board Relations, and other staff and faculty.

CALL TO ORDER/QUORUM CALL

Chair Scott called the meeting to order with a quorum present. She requested a moment of silence followed by the Pledge of Allegiance and Del Mar College Vision Statement.

GENERAL PUBLIC COMMENTS – The public was given the opportunity to provide public comments (both general and specific to any agenda item).

There were no public comments made for this meeting.

STUDENT SUCCESS REPORTMr. Dan Korus

- Corporate Services: State of Business and Workforce Development
(Goal 3: Academic Preparedness and Student Learning)

Mr. Dan Korus, Dean of Workforce Development and Corporate Services, provided the Board with the history of the Small Business Development Center (SBDC) which has been active since 1998. The SBDC produces about \$4.41 for every \$1 that is invested. They excel in providing support to small businesses. The Contract Resources Center helps small businesses do business with billion-dollar companies which helped break \$8 million in commercial contracts this year. The Small Business Internship Program (SBIP) assists students with internships. There are currently 60 employers involved in the program and it also created 10 full-time jobs. The APEX Accelerator is a program

that helps small businesses doing business with the federal, state, county, or municipality governments. The program initially started with \$200 million in contracts and this past year it reached \$433 million in contracts.

Mr. Korus reviewed the grants and apprenticeships for the SBDC which include JET and TWC Grants. A total of \$1.5 million in grants was awarded. Workforce initiatives include listening to industry for their specific needs, and because the College is a National Center for Construction Education and Research (NCCER) facility, putting programs together and supporting the industry with the goal of a 90% placement rate.

Mr. Korus stated they work closely with Davis Merrell regarding the College achieving certifications. Two certifications the College has received are American Welding Society and the North America Process Technology Association which shows the College is recognized by industry as being leaders. The College has been asked for more in maritime classes/programs. Presently, the College has seven US Coast Guard approved classes, and is working on three more.

Mr. Korus provided information regarding the transportation training program which has been running for 25 years. The program has seen a 25% jump in students because of the demands in the economy. For the past three years, the College has broken \$1 million in revenue. The trucks have all been fitted with new wraps showcasing the program and displaying contact information. As a highlight, a student of the program was the winner of the 2022 Transition Trucking Award and was placed number one in the nation which gives the College more recognition nationwide.

Ms. Lenora Keas recognized Mr. Korus and his staff in attendance, stating that they are an amazing team and do a fantastic job.

Regent Loeb provided commentary regarding contacting companies in the community.

President Escamilla offered congratulations to the team for their work.

Chair Scott provided commentary regarding future opportunities for the College programs.

COLLEGE PRESIDENT'S REPORTDr. Mark Escamilla

- September 28, 2023: Patricia Benavides-Dominguez was selected to serve on the THECB Negotiated Rulemaking Committee on Dual Credit
(*Goal 5: Workforce Development, Community Partnerships, and Advocacy*)

President Escamilla stated Ms. Patricia Benavides-Dominguez, Vice President for Student Affairs, was selected to serve on the THECB Negotiated Rulemaking Committee on Dual Credit. President Escamilla thanked Ms. Benavides-Dominguez for volunteering to serve.

- October 16, 2023: Community College Leadership Team Meeting, Austin

(Goal 5: Workforce Development, Community Partnerships, and Advocacy)

President Escamilla stated he participated in this Community College Leadership Team group which listens to rules being brought for consideration to committees to make sure they are thought out and are considered.

- October 19, 2023: Foundation Scholarship Dinner
(Goal 6: Financial Effectiveness and Affordability)

President Escamilla stated he went to the Foundation Scholarship Dinner at the Dome located at the Windward Campus which had 420 people in attendance. President Escamilla personally thanked the anonymous donor that contributed the catered meals for the event.

- October 25, 2023: TACC Quarterly Meeting
(Goal 5: Workforce Development, Community Partnerships, and Advocacy)

President Escamilla attended the quarterly meeting for TACC.

- November 1, 2023: Community College Leadership Team Meeting (Virtual)
(Goal 5: Workforce Development, Community Partnerships, and Advocacy)

President Escamilla stated he stays in close touch post-HB8 as part of the team even though his time as an officer is completed.

- November 10, 2023: GCGV Tour, Windward Campus
(Goal 5: Workforce Development, Community Partnerships, and Advocacy)

President Escamilla stated he was not able to attend the Gulf Coast Growth Ventures (GCGV) Leadership Team tour. President Escamilla thanked Ms. Lenora Keas, Dr. Leonard Rivera, and Mr. Dan Korus for leading the visit on the Windward campus.

Ms. Keas stated they hosted GCGV which was made up of representatives from Exxon Mobil, and Saudi Arabia Basic Industries. Ms. Keas also thanked GCGV who presented scholarship checks in the amount of \$35,000 in total, and \$1.7 million from GCGV over the last three to four years.

REGENT'S REPORT:

- October 9-12, 2023: ACCT Leadership Congress, Las Vegas, NV
(Goal 5: Workforce Development, Community Partnerships, and Advocacy)

Chair Scott stated several Regents attended the ACCT Leadership Congress in Las Vegas. The Regents that attended provided comments about the conference and the sessions they attended.

Regent Averyt congratulated Chair Scott on her appointment to the ACCT Board of Directors representing the Western Region.

STAFF REPORTS:

- Student Enrollment Report
.....Ms. Patricia Benavides-Dominguez, Dr. Leonard Rivera, and Ms. Lenora Keas
(Goal 1: Completion)

Ms. Keas indicated that they will be looking at the data which shows how the College has progressed over the last year in credit, continuing education and special programs. As the College moves into House Bill 8, the numbers being provided will be based more on tier performance, student-based, outcome-based and credentialing-based on how outcomes are measured.

The fundable performance tier outcome measures include: 1. 15 semester credit hour (SCH) dual credit; 2. General Academic Institution (GAI) transfer with 15 semester credit hours; 3. General Academic Institution (GAI) Co-Enrollment with 15 semester credit hours; 4. Licensure/certification (no credentials); 5. Institutional Credential Leading to License; 6. Occupational skills award; 7. Certificate I or II; 8. Advanced Technical Certificate; 9. Associate Degree, and 10. Bachelor's Degree. Ms. Keas reviewed the operating budget as well as the base year funding from 2018 through 2024, then introduced Ms. Patricia Benavides-Dominguez.

Ms. Benavides-Dominguez provided the headcount data for spring 2019 to the current year which includes flex entry data. The College experienced a 6.1% increase for the spring 2023 semester and the fall headcount from fall 2019 to the current year stayed flat.

Dr. Leonard Rivera provided data regarding the contact hour reimbursement for Continuing Education (CE) in the amount of \$2.2 million, and the College is at the top of the State leading the 50 college districts. Del Mar College is in the top three of the 50 college districts at \$18 million with total State funding including contact dollars for credit and contact dollars for CE. Dr. Rivera proceeded with the transition to House Bill 8 for the fall '22 and fall '23 which showed a 1.9% increase in combined contact hours, and a 5.9% increase in credit and continuing education combined headcount. Dr. Rivera stated the numbers for the second eight-weeks still need to be counted but the numbers are trending upwards, and this data is moving upwards daily.

Dr. Rivera provided information regarding high school seniors that matriculated to the College. He stated almost 2000 attended Del Mar College with 137 (11.5%) earning a college degree or certificate by high school. An estimated 29.7% matriculated to Del Mar College within one year of completing high school, and 145 (12.2%) earned a college degree or certificate within one year of completing high school.

Dr. Rivera reviewed how House Bill 8 will impact the College's goals of completion, recruitment, and persistence. Dual credit, continuing education, and credit areas are all working to optimize completions within the College's strategic initiatives.

Ms. Keas, Ms. Patricia Benavides-Dominguez, Dr. Leonard Rivera, and Dr. Escamilla responded to questions from the Board of Regents.

PENDING BUSINESS:

Status Report on Requested Information

(Goal 5: Workforce Development, Community Partnerships, and Advocacy)

CONSENT AGENDA

Notice to the Public

The following items are of a routine or administrative nature. The Board of Regents has been furnished with background and support material on each item, and/or it has been discussed at a previous meeting. All items will be acted upon by one vote without being discussed separately unless requested by a Board member or a citizen, in which event the item(s) will immediately be withdrawn for individual consideration in their normal sequence after the items not requiring separate discussion have been acted upon. The remaining items will be adopted by one vote.

CONSENT MOTIONS:

(At this point the Board will vote on all motions not removed for individual consideration.)

ITEMS FOR DISCUSSION AND POSSIBLE ACTION:

1. Approval of Minutes:

Regular Board Meeting, September 12, 2023

Regular Meeting, October 3, 2023

(Goal 5: Workforce Development, Community Partnerships, and Advocacy)

2. Acceptance of Investments for September and October 2023

(Goal 6: Financial Effectiveness and Affordability)

3. Acceptance of Financials for September 2023

(Goal 6: Financial Effectiveness and Affordability)

Regent Babbili made a motion to adopt the Consent Agenda. Regent Loeb seconded the motion. There was no further discussion from the Board. There were no public comments. A vote was taken by show of hands, and the motion carried unanimously 7-0, amongst Regents present, with Regents Scott, Averyt, Babbili, Crull, Garza, Loeb, and Turner in favor.

REGULAR AGENDA

4. Discussion and possible action regarding the College's Quarterly Investment Report for the period ending August 31, 2023.....Mr. Raul Garcia
(Goal 6: Financial Effectiveness and Affordability)

Mr. Garcia introduced Mr. David McElwain from Patterson Group to discuss the College's investment performance and strategies.

Mr. McElwain provided the Board with information regarding the 2023 third quarter report and stated the inflation rate is going down and growth of employment has grown. The Consumer Price Index (CPI) report from July pointed to more disinflation. Both headline and core CPI increased by 0.2% on the month and on a year-over-year basis increased by 3.2% and 4.7%. Throughout August, markets continued to price in a more positive tone, leading to rates increasing. The 2-year US Treasury yield decreased 0.02% while longer term bonds increased as they are more reflective of growth. The 5-year US Treasury yield increased 0.07% and the 10-year US Treasury yield increased by 0.15%.

The debt service has been residing in the Pools with 73% of maturities will roll over in the next 12 months. Tax collection season is seeing a little bit of funds flowing into the coffers. He discussed recent investments and stated for the Fiscal Year '22-23, 4th quarter, the average College's book value is \$90 million with average total Fiscal Year earnings at \$2.5 million. The Series 2018 Tax Bond funds book value average is \$20 million for FY 22-23 with total fiscal year earnings of \$114,715.00. The Series 2020 Tax Bond funds book value average is \$10 million for Fiscal Year 22-23, and the total Fiscal Year earnings are \$57,684.00.

Regent Crull made a motion to approve College's Quarterly Investment Report for the period ending August 31, 2023 as presented. Regent Babbili seconded the motion. There was no further discussion from the Board. There were no public comments. A vote was taken by show of hands, and the motion carried unanimously 7-0, amongst Regents present, with Regents Scott, Averyt, Babbili, Crull, Garza, Loeb, and Turner in favor.

5. Discussion and possible action relating to San Patricio County Appraisal District Board of Directors 2024-2025 Election.....Mr. Augustin Rivera, Jr.
(Goal 5: Workforce Development, Community Partnerships, and Advocacy)

Mr. Rivera provided information regarding the election of the San Patricio County Appraisal District Board of Directors. He stated that there are seven nominees, and the College has a total of nine votes to cast out of the possible 5,000 votes of other taxing entities. Mr. Rivera reviewed some of the different entities and their allowed votes.

Regent Loeb made a motion to cast the College's nine votes in favor of Dr. Anne Matula. Regent Garza seconded

the motion. There was no further discussion from the Board. There were no public comments. A vote was taken by show of hands, and the motion carried unanimously 7-0, amongst Regents present, with Regents Scott, Averyt, Babbili, Crull, Garza, Loeb, and Turner in favor.

6. Discussion and possible action on appointment of DMC representative to Nueces County Appraisal District Board of Directors.....Mr. Augustin Rivera, Jr.
(Goal 5: Workforce Development, Community Partnerships, and Advocacy)

Mr. Rivera provided information regarding the College's right to appoint a representative to the Nueces County Appraisal District Board. Mr. Rivera provided information regarding candidate Ms. DeeAnna Heavilin who submitted her letter of interest and credentials for the Board's consideration.

Regent Babbili made a motion to appoint Ms. Deanna Heavilin as the College's representative to the Nueces County Appraisal Board. Regent Loeb seconded the motion. There was no further discussion from the Board. There were no public comments. A vote was taken by show of hands, and the motion carried unanimously 7-0, amongst Regents present, with Regents Scott, Averyt, Babbili, Crull, Garza, Loeb, and Turner in favor.

CALENDAR: Discussion and possible action related to calendaring dates.

ADJOURNMENT: The meeting was adjourned at 2:40 p.m.

Consent Agenda

Item 2

To: Mark Escamilla, Ph.D. President of the College

Via: Raul Garcia, CPA, MBA, Vice President and CFO

From: Catherine West, Ed.D., CPA, Director of Accounting and Budget Officer

Date: February 7, 2024


Subject: Monthly Investment Activity

There were no investment purchases in the month of December, 2023.

The College has the following investments in accordance with the College's investment policy:

<u>Source</u>	<u>Amount</u>	<u>Interest</u>	<u>Yield</u>
Wells Fargo Stage Coach Sweep	\$ 6,257,920.11	\$ 44,015.80	5.24%
Logic Investment Pool	26,839,101.42	125,717.69	5.54%
		<u>\$ 169,733.49</u>	

To: Mark Escamilla, Ph.D. President of the College

Via: Raul Garcia, CPA, MBA, Vice President and CFO 

From: Catherine West, Ed.D., CPA, Director of Accounting and Budget Officer

Date: February 7, 2024

Subject: Monthly Investment Activity

There were no investment purchases in the month of January, 2024.

The College has the following investments in accordance with the College's investment policy:

<u>Source</u>	<u>Amount</u>	<u>Interest</u>	<u>Yield</u>
Wells Fargo Stage Coach Sweep	\$ 8,282,518.06	\$ 42,438.30	5.23%
Logic Investment Pool	47,993,498.59	154,397.17	5.51%
		<u>\$ 196,835.47</u>	

Consent Agenda Item 3

DEL MAR COLLEGE
INCOME/EXPENSE STATEMENT
CURRENT OPERATING FUNDS
For the Four Months Ended December 2023

REVENUES:

STATE FUNDING

	FY 2024			FY 2023		
	BUDGET	ACTUALS	% Spent YTD	BUDGET	ACTUALS	% Spent YTD
PERFORMANCE APPROPRIATION	\$ 19,508,145	\$ 6,502,715	33%	\$ 17,359,105	\$ 5,786,368	33%
FAST APPROPRIATION	1,141,504	678,921	59%	-	-	0%
INSURANCE CONTRIBUTION	4,281,371	1,427,124	33%	4,281,371	1,427,124	33%
RETIREMENT CONTRIBUTION	1,966,711	655,570	33%	1,871,176	623,725	33%
TOTAL STATE FUNDING	\$ 26,897,731	\$ 9,264,330	34%	\$ 23,511,652	\$ 7,837,217	33%

OTHER REVENUES

TUITION & FEES	\$ 22,001,701	\$ 9,110,234	41%	\$ 23,284,829	\$ 9,565,120	41%
DUAL ENROLLMENT	-	16,132	0%	1,091,000	492,448	45%
PROPERTY TAXES	65,068,806	24,628,843	38%	65,556,443	24,518,583	37%
INVESTMENT INCOME	793,400	469,983	59%	730,000	496,193	68%
MISCELLANEOUS	468,744	118,270	25%	532,144	170,496	32%
TOTAL OTHER REVENUES	\$ 88,332,651	\$ 34,343,461	39%	\$ 91,194,416	\$ 35,242,840	39%

EXPENDITURES:

SALARIES & BENEFITS

FACULTY SALARIES	\$ 33,593,394	\$ 10,905,507	32%	\$ 33,467,687	\$ 11,102,815	33%
EXEMPT SALARIES	17,113,487	5,546,191	32%	17,378,672	5,497,244	32%
NON EXEMPT SALARIES	12,821,217	3,798,344	30%	13,924,481	3,936,838	28%
BENEFITS	20,487,813	5,955,622	29%	20,629,511	6,172,190	30%
TOTAL SALARIES & BENEFITS	\$ 84,015,911	\$ 26,205,664	31%	\$ 85,400,351	\$ 26,709,088	31%

NON-SALARY

CONTRACT INSTRUCTION	\$ 158,600	\$ 52,867	33%	\$ 151,600	\$ 50,533	33%
SUPPLIES, POSTAGE, DUPL., COPIER RENTAL	3,497,541	708,806	20%	3,443,888	837,070	24%
MAINTENANCE & REPAIRS	1,747,539	422,572	24%	1,595,040	535,744	34%
EQUIPMENT	776,699	42,614	5%	1,074,025	145,401	14%
STUDENT RECRUITING AND MARKETING	1,139,569	39,097	3%	1,060,908	215,844	20%
AUDIT & LEGAL, TAX APPRAISAL, COLL. FEES	1,633,106	454,293	28%	1,626,295	492,994	30%
CONSULTANTS & CONTRACT LABOR	3,064,494	1,050,824	34%	3,276,496	929,434	28%
ACCREDITATION	65,636	21,946	33%	75,047	18,597	25%
SPECIAL POP. INTERPRETOR	114,397	69,885	61%	114,397	49,373	43%
COMP. SOFTWARE, HARDWARE, LICENSE & SERV.	3,612,534	1,048,739	29%	2,694,283	742,428	28%
TRAVEL & PROFESSIONAL DEVELOPMENT	499,515	97,226	19%	536,923	154,788	29%
ELECTION	-	-	0%	190,000	-	0%
SECURITY	1,565,000	591,149	38%	1,515,000	388,599	26%
RECRUITMENT	32,000	1,254	4%	32,000	1,119	3%
FOOD BEVERAGE	84,811	19,769	23%	89,301	21,776	24%
LIBRARY	250,976	44,723	18%	269,476	47,486	18%
BAD DEBT	151,707	50,569	33%	151,707	50,569	33%
MEMBERSHIP & DUES	227,153	61,647	27%	242,044	91,055	38%
MEMBERSHIP & DUES/INDIRECT ADVOCACY	130	-	0%	8,926	-	0%
UTILITIES & TELEPHONE	3,061,600	1,020,533	33%	2,825,447	941,816	33%
INSURANCE	4,805,000	1,601,667	33%	3,724,250	1,241,416	33%
BANK & COLLECTION FEES	192,300	24,138	13%	192,800	20,746	11%
CAMPUS POLICE	302,858	6,048	2%	302,858	6,948	2%
TUITION BOND TRANSFERS OUT	1,952,500	650,833	33%	1,955,500	651,833	33%
MISCELLANEOUS	550,350	79,427	14%	436,915	95,325	22%
TOTAL NON-SALARY	\$ 29,486,015	\$ 8,160,624	28%	\$ 27,585,126	\$ 7,730,893	28%

CONTINGENCY

	\$ 1,728,456	-	0%	\$ 1,720,591	-	0%
TOTAL CONTINGENCY	\$ 1,728,456	\$ -	0%	\$ 1,720,591	\$ -	0%

TOTAL EXPENDITURES

	\$ 115,230,382	\$ 34,366,290	30%	\$ 114,706,068	\$ 34,439,982	30%
--	----------------	---------------	-----	----------------	---------------	-----

CURRENT NET INCOME AVAILABLE FROM OPERATIONS

	\$ 9,241,503	\$ 8,640,075
--	--------------	--------------

**DEL MAR COLLEGE
BALANCE SHEET
CURRENT OPERATING FUNDS
As of December 31, 2023**

ASSETS: 99

	<u>FY2024</u>	<u>FY2023</u>	<u>Change</u>
CASH	\$ 5,137,964	\$ 4,985,293	\$ 152,671
INVESTMENTS	56,517,599	54,838,213	1,679,386
ACCOUNTS RECEIVABLE:			
ACCRUED INTEREST	-	81,708	(81,708)
STUDENT & OTHER RECEIVABLES	5,222,375	6,384,663	(1,162,288)
PROPERTY TAX RECEIVABLE	1,484,729	1,456,865	27,864
FAST APPROPRIATIONS RECEIVABLE	678,921	-	678,921
DEFERRED OUTFLOWS PENSION & OPEB	12,023,412	7,656,792	4,366,620
TOTAL ASSETS	\$ 81,065,000	\$ 75,403,534	\$ 5,661,466

LIABILITIES:

CURRENT LIABILITIES:

ACCOUNTS PAYABLE	\$ 2,031,739	\$ 2,189,043	\$ (157,304)
SALARIES & BENEFITS PAYABLE	-	3,796	(3,796)
ESTIMATED SICK LEAVE & VAC. PAYABLE	774,830	793,743	(18,913)
NET PENSION AND OPEB LIABILITY	1,401,343	1,378,047	23,296
DEFERRED TUITION	5,553,623	6,119,108	(565,485)
DEFERRED STATE APPROPRIATIONS	3,251,358	1,678,048	1,573,310
REVENUE BOND PAYABLE	650,833	651,833	(1,000)
TOTAL CURRENT LIABILITIES	13,663,726	12,813,618	850,108

NONCURRENT LIABILITIES:

ESTIMATED SICK LEAVE & VAC. PAYABLE	6,973,469	7,143,686	(170,217)
OTHER LIABILITIES AND DEFERRED INFLOWS OF RESOURCES:			
NET PENSION AND OPEB	77,218,235	76,127,315	1,090,920
DEFERRED INFLOWS RELATED TO PENSION & OPEB	16,953,720	17,674,078	(720,358)
TOTAL OTHER LIABILITIES AND DEFERRED INFLOWS OR RESOURCES	94,171,955	93,801,393	370,562
TOTAL NONCURRENT LIABILITIES	101,145,424	100,945,079	200,345
TOTAL LIABILITIES	\$ 114,809,151	\$ 113,758,697	\$ 1,050,453

NET POSITION

UNRESTRICTED FUND BALANCE FROM OPERATIONS	\$ 31,964,233	\$ 31,927,410	\$ 36,823
RISK RESERVE	8,600,000	8,600,000	-
REDUCTION RELATED TO NET PENSION & OPEB FUND BALANCE	(83,549,886)	(87,522,648)	3,972,762
CURRENT YEAR NET INCOME AVAILABLE FROM OPERATIONS	9,241,503	8,640,075	601,428
TOTAL NET POSITION	\$ (33,744,150)	\$ (38,355,163)	\$ 4,611,013
TOTAL LIABILITIES AND NET POSITION	\$ 81,065,001	\$ 75,403,534	\$ 5,661,466

Del Mar College
Financial Record System
Bank 41 Colleague

Disbursements for dates 12/01/2023 thru 12/31/2023

Check	Date	Payee	Amount	Description
79493	12/1/2023	Annuity Investment	\$	50.00 A/P - TSA
79494	12/1/2023	Fiduciary Trust Company of New		20.00 A/P - TSA
79495	12/1/2023	Financial Management Services		140.26 A/P - IRS Levy
79496	12/5/2023	ADEC Inc		308.88 Repairs & Maintenance
79497	12/5/2023	Allied Universal Security Serv		141,396.48 Security Services
79498	12/5/2023	Dr. Anantha S. Babbili		30.00 Travel
79499	12/5/2023	Big M Pest Control		106.50 Repairs & Maintenance
79500	12/5/2023	BSN Sports LLC		782.00 Production,Publications & Prom
79501	12/5/2023	Clover Learning Inc		3,040.00 Software Desk Lic Fees
79502	12/5/2023	Columbia Advisory Group LLC		2,362.00 Consultants
79503	12/5/2023	Computer Solutions		16,944.39 Supplies - Other
79504	12/5/2023	Duane Ross-Hunter Service Inc		987.47 Repairs & Maintenance
79505	12/5/2023	Ewing Irrigation Products Inc		229.98 Site Supplies
79506	12/5/2023	Facility Solutions Group		114.15 Electrical
79507	12/5/2023	HEB Grocery Company		237.30 Food Supplies
79508	12/5/2023	Home Depot		2,194.75 Instructional Supplies
79509	12/5/2023	Lawrence Greenwood		1,265.00 Instructional Supplies
79510	12/5/2023	Noregon Systems Inc		399.00 Software Desk Lic Fees
79511	12/5/2023	Northern Safety Company Inc		324.18 Supplies - Other
79512	12/5/2023	Nueces County WCID #3		62.13 Water
79513	12/5/2023	Oil Patch Petroleum Inc		246.51 Repairs & Maintenance
79514	12/5/2023	Print Reach		2,772.00 Software Desk Lic Fees
79515	12/5/2023	Robstown Hardware Company Inc		1,078.28 Site Supplies
79516	12/5/2023	Servpro of Corpus Christi East		76,619.82 Contractors
79517	12/5/2023	Source4		6,036.80 Maint Agree-Software
79518	12/5/2023	South Texas Music Mart		180.99 Instructional Supplies
79519	12/5/2023	Spiral Binding Company Inc		3,197.64 Supplies - Other
79520	12/5/2023	Texas Association of School		800.00 Memberships & Dues
79521	12/5/2023	Third Coast Distributing		19.49 Instructional Supplies
79522	12/5/2023	Thomson Reuters- West		2,135.67 Software Desk Lic Fees
79523	12/5/2023	Trace Analytics Llc		368.00 Instructional Supplies
79524	12/5/2023	TXU Energy		172,948.37 Electricity
79525	12/5/2023	Uline		781.72 Building Structure
79526	12/5/2023	UniFirst		254.37 Instructional Supplies
79527	12/5/2023	United Rentals North America I		1,409.76 P & S - Other
79528	12/5/2023	US Foods Inc		50.85 Supplies - Other
79529	12/5/2023	Xerox Business Solutions South		2,160.19 AP Copier Leasing
79530	12/7/2023	Aransas County Partnership ECD		2,500.00 Memberships & Dues
79531	12/7/2023	Associated Builders &		1,183.00 Memberships & Dues
79532	12/7/2023	BSN Sports LLC		1,179.00 Production,Publications & Prom
79533	12/7/2023			4,229.15 A/R - Students
79534	12/7/2023	Computer Solutions		119,221.53 > 5,000 Computers Capitalized
79535	12/7/2023	Luis R. Constante, Jr.		140.00 Contract Labor
79536	12/7/2023	Daikin Applied		1,913.00 SC NC HVAC

**Del Mar College
Financial Record System
Bank 41 Colleague**

Disbursements for dates 12/01/2023 thru 12/31/2023

Check	Date	Payee	Amount	Description
79537	12/7/2023	DEX Imaging LLC	38.10	Copier Rental
79538	12/7/2023	Flowers Baking Company	197.74	Food Supplies
79539	12/7/2023	HEB Grocery Company	133.19	Food Supplies
79540	12/7/2023	Home Depot	25.96	Supplies - Other
79541	12/7/2023	IBM Corporation	1,368.32	Software Desk Lic Fees
79542	12/7/2023	Jean's Restaurant Supply	1,227.12	Repairs & Maintenance
79543	12/7/2023	JimSon Inc	3,369.96	Instructional Supplies
79544	12/7/2023	Lawrence Greenwood	188.00	Instructional Supplies
79545	12/7/2023	Lone Star Piano Tuning	1,460.00	Repairs & Maintenance
79546	12/7/2023	Mobile Communications America	6,048.00	Other General Expense
79547	12/7/2023	Panopto Inc	57,000.00	Software Desk Lic Fees
79548	12/7/2023	Promo Universal LLC	192.93	Office Supplies
79549	12/7/2023	Refugio County	1,485.00	A/R - 3rd Party
79550	12/7/2023	Robstown Hardware Company Inc	190.71	Site Supplies
79551	12/7/2023	RR Donnelley	4,728.08	Supplies - Other
79552	12/7/2023	Sam's Club	400.58	Food Supplies
79553	12/7/2023	Stewart Dean Bearing Inc	166.04	HVAC
79554	12/7/2023	Texas Assoc of Broadcast	35.00	Memberships & Dues
79555	12/7/2023	U.S. Bank Voyager Fleet System	13,314.83	Fuel/Oil
79556	12/7/2023	UniFirst	402.43	Supplies - Other
79557	12/7/2023	United Refrigeration Inc	146.16	HVAC
79558	12/8/2023		3,843.00	A/R - Students
79559	12/12/2023	AIM Media Texas Operating, LLC	644.78	Funds Held for Others
79560	12/12/2023		151.90	Funds Held for Other Additions
79561	12/12/2023	Bickerstaff Heath Delgado	550.00	Legal Fees
79562	12/12/2023	Coalition of Community Colleg	750.00	Memberships & Dues
79563	12/12/2023	Corpus Christi Builders	650.00	Building Structure
79564	12/12/2023	Evident Scientific	1,854.57	Software Desk Lic Fees
79565	12/12/2023		109.90	Funds Held for Other Additions
79566	12/12/2023	Gignac & Associates LLP	82,360.00	Consultants
79567	12/12/2023	Gobi Library Solutions from EB	294.70	Library Books
79568	12/12/2023	HEB Grocery Company	78.48	Food Supplies
79569	12/12/2023		33.94	Funds Held for Other Additions
79570	12/12/2023	Lawrence Greenwood	298.00	Instructional Supplies
79571	12/12/2023		302.76	Funds Held for Other Additions
79572	12/12/2023	Marianna Industries Inc	3,755.83	Instructional Supplies
79573	12/12/2023	Diana S. Olvera	659.00	Federal
79574	12/12/2023	Patterson Dental Company	1,591.58	Instructional Supplies
79575	12/12/2023	Pittsburg Paints	1,208.29	Building Structure
79576	12/12/2023		111.51	Funds Held for Others
79577	12/12/2023	Sightlines, LLC	38,500.00	Consultants
79578	12/12/2023	Syndaver EDU, Inc.	65,640.00	> 5,000 Equipment Capitalized
79579	12/12/2023	Texas Department of State Heal	381.00	Supplies - Other
79580	12/12/2023	Third Coast Distributing	11.09	Instructional Supplies

**Del Mar College
Financial Record System
Bank 41 Colleague**

Disbursements for dates 12/01/2023 thru 12/31/2023

Check	Date	Payee	Amount	Description
79581	12/12/2023	UniFirst	230.15	Instructional Supplies
79582	12/12/2023	US Omni & TSACG Compliance Ser	750.00	Consultants
79583	12/12/2023		97.18	Funds Held for Other Additions
79584	12/12/2023	Workplace Resource LLC	296,135.71	< 5,000 Furn and Fix Not Cap
79585	12/14/2023	Alliance Health Resources Mobi	3,135.00	Online Services
79586	12/14/2023	AT & T	5,925.88	Telephone
79587	12/14/2023	B. E. Beecroft Company, Inc	662,737.10	Contractors
79588	12/14/2023	Blackbaud Inc	13,234.01	Software Desk Lic Fees
79589	12/14/2023	BMI Imaging Systems Inc	2,500.00	Software Desk Lic Fees
79590	12/14/2023	BSN Sports LLC	2,616.24	Funds Held for Others
79591	12/14/2023	CC Battery Co Inc	815.67	Repairs & Maintenance
79592	12/14/2023		3,889.00	A/R - Students
79593	12/14/2023	Coastal A D S Inc	550.40	Building Structure
79594	12/14/2023	Corpus Christi Safe & Lock Co	12.50	Building Structure
79595	12/14/2023	DEX Imaging LLC	719.62	Copier Rental
79596	12/14/2023	Doctums Global LLC	1,710.00	Consultants
79597	12/14/2023	Ecolab Inc	86.28	Repairs & Maintenance
79598	12/14/2023	Fleetpride	1,034.13	Repairs & Maintenance
79599	12/14/2023	Gobi Library Solutions from EB	575.14	Library Books
79600	12/14/2023	HEB Grocery Company	562.37	Food Supplies
79601	12/14/2023	Hose of South Texas	110.90	Supplies - Other
79602	12/14/2023	Konica Minolta	5,634.91	Copier Rental
79603	12/14/2023	Laerdal Medical Corp	30,326.40	> 5,000 Equipment Capitalized
79604	12/14/2023	Lawrence Greenwood	482.00	Instructional Supplies
79605	12/14/2023	Layer 3 Communications LLC	1,240.85	< 5,000 Computer Not Cap INVT
79606	12/14/2023		3,685.00	A/R - Students
79607	12/14/2023	NOCTI	330.00	Testing Supplies
79608	12/14/2023	Nueces County	30,186.79	Tax Assessing & Collecting
79609	12/14/2023	Patterson Dental Company	1,883.83	Software Desk Lic Fees
79610	12/14/2023		25.00	A/R - Students
79611	12/14/2023	Robstown Hardware Company Inc	122.32	Site Supplies
79612	12/14/2023	Sigma Aldrich Inc	242.97	Instructional Supplies
79613	12/14/2023	Simucase, LLC	1,500.00	Testing Supplies
79614	12/14/2023	Spectrum	8,446.05	Telephone
79615	12/14/2023	Springshare LLC	1,282.00	Library - Elec Resource
79616	12/14/2023	T-Mobile USA Inc	13,107.16	Telephone
79617	12/14/2023	TASB Risk Management Fund	7,295.51	Workman's Comp
79618	12/14/2023	Tds Health	2,867.00	Software Desk Lic Fees
79619	12/14/2023	Toshiba Business Solutions	2,895.30	AP Copier Leasing
79620	12/14/2023	Xerox Financial Services	4,705.28	AP Copier Leasing
79624	12/14/2023	Annuity Investment	50.00	A/P - TSA
79625	12/14/2023	Fiduciary Trust Company of New	20.00	A/P - TSA
79626	12/14/2023	Financial Management Services	140.26	A/P - IRS Levy
79627	12/19/2023	Aircraft Spruce & Specialty Co	514.21	Instructional Supplies

Del Mar College
Financial Record System
Bank 41 Colleague

Disbursements for dates 12/01/2023 thru 12/31/2023

Check	Date	Payee	Amount	Description
79628	12/19/2023	Allied Universal Security Serv	149,214.97	Security Services
79629	12/19/2023	AT & T	8,952.97	Telephone
79630	12/19/2023	Big M Pest Control	135.00	Repairs & Maintenance
79631	12/19/2023	Examsoft Worldwide Inc	12,750.00	Testing Supplies
79632	12/19/2023	Facility Solutions Group	460.00	Electrical
79633	12/19/2023	Flowers Baking Company	17.94	Food Supplies
79634	12/19/2023	Formax Division of Bescorp	1,639.00	Maint Agree-Software
79635	12/19/2023		500.00	Funds Held for Other Additions
79636	12/19/2023	Harbor Engine & Grinding Inc	130.00	Instructional Supplies
79637	12/19/2023	Healthstream, Inc	5,713.00	Software Desk Lic Fees
79638	12/19/2023	HEB Grocery Company	103.01	Food Supplies
79639	12/19/2023	Home Depot	1,043.18	Instructional Supplies
79640	12/19/2023	Identisys Inc	3,540.00	Instructional Supplies
79641	12/19/2023	International Association of H	1,214.26	Instructional Supplies
79642	12/19/2023	Jim Coleman LTD	1,799.25	Funds Held for Other Additions
79643	12/19/2023	Lawrence Greenwood	1,110.42	Instructional Supplies
79644	12/19/2023		371.65	Funds Held for Others
79645	12/19/2023		500.00	Funds Held for Other Additions
79646	12/19/2023	Mission Restaurant Supply	262.90	Supplies - Other
79647	12/19/2023		500.00	Funds Held for Other Additions
79648	12/19/2023	Oil Patch Petroleum Inc	2,871.17	Instructional Supplies
79649	12/19/2023		500.00	Funds Held for Other Additions
79650	12/19/2023	Emily C. Ortiz	70.00	GED Testing
79651	12/19/2023	Pass the OT LLC	1,725.00	Testing Supplies
79652	12/19/2023	Robstown Hardware Company Inc	1,997.63	Site Supplies
79653	12/19/2023		500.00	Funds Held for Other Additions
79654	12/19/2023	Sam's Club	43.13	Food Supplies
79655	12/19/2023	Screening One Inc	605.00	Online Services
79656	12/19/2023	Spec's Liquor Stores	43.86	Instructional Supplies
79657	12/19/2023	UniFirst	87.78	Uniforms
79658	12/19/2023		254.13	Funds Held for Others
79659	12/19/2023	Annuity Investment	1,150.40	A/P - ORP
79660	12/19/2023	Annuity Investment	200.00	A/P - TSA
79661	12/19/2023	Fiduciary Trust Company of New	4,270.45	A/P - ORP
79662	12/19/2023	Financial Management Services	181.66	A/P - IRS Levy
79663	12/19/2023	National Life Insurance Compan	190.29	A/P - ORP
79664	12/19/2023	National Life Insurance Compan	1,327.01	A/P - ORP
79665	12/19/2023	National Life Insurance Compan	4,409.00	A/P - TSA
79666	12/19/2023	Newport Trust Company	3,120.32	A/P - ORP
79667	12/19/2023	Newport Trust Company	1,700.00	A/P - TSA
79668	12/19/2023	Putnam Investments (TSA)	750.00	A/P - TSA
79669	12/19/2023	Yvonne V. Valdez Trustee	350.00	A/P - Bankruptcy
E0035017	12/5/2023	Natali P. Freeman	90.78	Childcare
E0035018	12/5/2023	Scott Krall	1,000.00	Contract Labor

Del Mar College
Financial Record System
Bank 41 Colleague

Disbursements for dates 12/01/2023 thru 12/31/2023

Check	Date	Payee	Amount	Description
E0035019	12/5/2023	Edmundo Leal	140.00	Contract Labor
E0035020	12/5/2023	Eric Valdez	140.00	Professional Development
E0035021	12/5/2023	Altex Electronics	299.95	Supplies - Other
E0035022	12/5/2023	Amazon.Com LLC	2,615.78	Office Supplies
E0035023	12/5/2023	Bugpro Inc	570.00	Repairs & Maintenance
E0035024	12/5/2023	CC Lawn Pros, LLC	9,100.00	Contractors
E0035025	12/5/2023	CDWG LLC	4,282.00	Supplies - Other
E0035026	12/5/2023	Columbia Electric Supply	338.96	Electrical
E0035027	12/5/2023	Corpus Christi Freightliner	43.58	Repairs & Maintenance
E0035028	12/5/2023	Culligan Water Conditioning	164.85	Instructional Supplies
E0035029	12/5/2023	Deaf and Hard of Hearing Cente	23,105.00	Special POP Interpreter
E0035030	12/5/2023	Evoqua Water Technologies LLC	773.18	Repairs & Maintenance
E0035031	12/5/2023	Fisher Scientific Company LLC	448.09	Instructional Supplies
E0035032	12/5/2023	Gateway Printing & Office Supp	2,612.59	Instructional Supplies
E0035033	12/5/2023	Johnstone Supply	292.39	HVAC
E0035034	12/5/2023	Labatt Food Service LLC	5,530.36	Food Supplies
E0035035	12/5/2023	Made in Corpus Christi LLC	1,525.00	Consultants
E0035036	12/5/2023	Nalco Company LLC	1,919.25	Chemical-Water Treatment
E0035037	12/5/2023	National Association of Public	375.00	Memberships & Dues
E0035038	12/5/2023	O'Reilly Auto Parts	1,901.30	Instructional Supplies
E0035039	12/5/2023	Parchment LLC	3,959.00	Transcript Fee
E0035040	12/5/2023	RegisterBlast	1,073.50	Hobet Test
E0035041	12/5/2023	Republic Services Inc	4,949.70	Disposal Trash
E0035042	12/5/2023	Safeguard System Inc	43.24	Repairs & Maintenance
E0035043	12/5/2023	San Antonio Area Plumbers & Pi	23,033.77	CI - Tuition/Fees
E0035044	12/5/2023	Shi Government Solutions	122.37	Software Desk Lic Fees
E0035045	12/5/2023	Urban Engineering	5,475.00	Consultants
E0035046	12/5/2023	Winston Water Cooler of Corpus	1,448.97	Plumbing
E0035047	12/5/2023	You Name It Specialties Inc	4,651.33	Production, Publications & Prom
E0035048	12/7/2023	Scott D. Beckett	99.00	Funds Held for Others
E0035049	12/7/2023	Phillip L. Davis	1,942.03	Travel
E0035050	12/7/2023	Nathan J. Ditzler	183.24	Instructional Supplies
E0035051	12/7/2023	Natali P. Freeman	111.18	Childcare
E0035052	12/7/2023		500.00	Non Faculty Stipend
E0035053	12/7/2023	Jonda L. Halcomb	428.72	Travel
E0035054	12/7/2023	Kaitlin M. Houlihan	260.00	Childcare
E0035055	12/7/2023	Rachel J. Jennische	538.40	Travel
E0035056	12/7/2023	Lenora I. Keas	106.13	Travel
E0035057	12/7/2023		500.00	Non Faculty Stipend
E0035058	12/7/2023		500.00	Non Faculty Stipend
E0035059	12/7/2023	Casey D. Moebius	278.38	Travel
E0035060	12/7/2023	D Ann M. Molina	213.18	Travel
E0035061	12/7/2023		125.67	Funds Held for Others
E0035062	12/7/2023	Roger W. Petersen	1,449.63	Travel

Del Mar College
Financial Record System
Bank 41 Colleague

Disbursements for dates 12/01/2023 thru 12/31/2023

Check	Date	Payee	Amount	Description
E0035063	12/7/2023	Nancy A. Phillips	678.96	Travel
E0035064	12/7/2023	Juli An R. Propp	41.27	Travel
E0035065	12/7/2023	Deborah P. Sanchez	600.72	Travel
E0035066	12/7/2023	Neil Sisauihoat	1,938.56	Professional Development
E0035067	12/7/2023	Tabitha M. Turner	520.00	Childcare
E0035068	12/7/2023	Amazon.Com LLC	4,033.84	Instructional Supplies
E0035069	12/7/2023	Bank of New York Mellon	300.00	Paying Agency Fee
E0035070	12/7/2023	Carolina Biological Supply	531.02	Instructional Supplies
E0035071	12/7/2023	CDWG LLC	953.30	PC Maintenance Supplies
E0035072	12/7/2023	Cintas Corporation	1,606.58	Contractors
E0035073	12/7/2023	City of Corpus Christi	139.83	Gas
E0035074	12/7/2023	Columbia Electric Supply	1,802.75	Electrical
E0035075	12/7/2023	Corpus Christi Produce	292.81	Food Supplies
E0035076	12/7/2023	Dearborn Real Estate	1,278.12	Online Services
E0035077	12/7/2023	Ebsco Subscription Services	7,067.00	Library - Elec Resource
E0035078	12/7/2023	Ellucian Company Lp	24,146.00	Software Desk Lic Fees
E0035079	12/7/2023	Everest Water and Coffee LLC	162.50	Food Supplies
E0035080	12/7/2023	Fisher Scientific Company LLC	493.30	Instructional Supplies
E0035081	12/7/2023	Gateway Printing & Office Supp	7,155.07	Office Supply Payable
E0035082	12/7/2023	Grainger Inc	672.02	Building Structure
E0035083	12/7/2023	Johnstone Supply	156.17	HVAC
E0035084	12/7/2023	Joint Review Committee on Educ	2,450.00	Accreditation Expense
E0035085	12/7/2023	Koetter Fire Protection of Cor	6,291.59	Repairs & Maintenance
E0035086	12/7/2023	Labatt Food Service LLC	2,765.20	Food Supplies
E0035087	12/7/2023	Meeder Public Funds, Inc.	2,166.00	Consultants
E0035088	12/7/2023	Nalco Company LLC	1,500.00	Chemical-Water Treatment
E0035089	12/7/2023	Online Computer Library Ctr In	3,799.91	Software Desk Lic Fees
E0035090	12/7/2023	Pepsi Cola Corpus Christi	783.83	Food Supplies
E0035091	12/7/2023	Safeguard System Inc	1,820.63	Contract Labor
E0035092	12/7/2023	Scholarship Solutions	9,750.00	Software Desk Lic Fees
E0035093	12/7/2023	Shi Government Solutions	23.69	Software & Service Subscriptio
E0035094	12/7/2023	Shoreline Plumbing Co	46,934.00	Contractors
E0035095	12/7/2023	Texas Book Company	19,200.65	A/P-Viking Inclusive Access
E0035096	12/7/2023	Touchnet Information System	820.50	Student Ref Exp
E0035097	12/7/2023	Turner Ramirez Associates Inc	15,774.57	Architect Fees
E0035098	12/7/2023	Uline	499.28	Instructional Supplies
E0035099	12/7/2023	Winston Water Cooler of Corpus	197.06	Plumbing
E0035100	12/7/2023	You Name It Specialties Inc	3,433.18	Production,Publications & Prom
E0035101	12/7/2023	Zoho Corporation	4,860.00	Software & Service Subscriptio
E0035102	12/12/2023	Tyler A. Brownlee	366.88	Travel
E0035103	12/12/2023	Mark S. Escamilla	75.67	Travel
E0035104	12/12/2023	Samuel Garcia	523.43	Travel
E0035105	12/12/2023	Willie A. Herrera	199.12	Travel
E0035106	12/12/2023	Liana Joslin	221.40	Travel

Del Mar College
Financial Record System
Bank 41 Colleague

Disbursements for dates 12/01/2023 thru 12/31/2023

Check	Date	Payee	Amount	Description
E0035107	12/12/2023	George P. Lister	467.67	Travel
E0035108	12/12/2023	Gary G. McKinny	23.59	Travel
E0035109	12/12/2023	Yesenia M. Medellin	260.00	Childcare
E0035110	12/12/2023	Fidencio G. Palomo	435.67	Travel
E0035111	12/12/2023	Jose F. Palomo	535.23	Travel
E0035112	12/12/2023	Victoria L. Pannone	370.77	Travel
E0035113	12/12/2023	Lucia G. Perez	292.14	Travel
E0035114	12/12/2023	Valerie A. Sutherland	220.00	Childcare
E0035115	12/12/2023	Alertus Technologies LLC	10,149.00	Software & Service Subscriptio
E0035116	12/12/2023	Amazon.Com LLC	2,280.30	Library Books
E0035117	12/12/2023	B & H Photo Video Pro Audio	1,306.65	Instructional Supplies
E0035118	12/12/2023	Baxter Healthcare Corporation	150.00	Software Desk Lic Fees
E0035119	12/12/2023	Bird's Rubber Stamps	46.50	Instructional Supplies
E0035120	12/12/2023	City of Corpus Christi	17,316.75	Gas
E0035121	12/12/2023	Collier Johnson & Woods PC	75,557.44	Audit Fees
E0035122	12/12/2023	Columbia Electric Supply	1,720.84	Electrical
E0035123	12/12/2023	Corpus Christi Freightliner	1,574.82	Repairs & Maintenance
E0035124	12/12/2023	Corpus Christi Produce	135.51	Food Supplies
E0035125	12/12/2023	Ellucian Company Lp	24,146.00	Software Desk Lic Fees
E0035126	12/12/2023	Gateway Printing & Office Supp	163.96	< 5,000 Furn and Fix Not Cap
E0035127	12/12/2023	Grainger Inc	4,403.50	HVAC
E0035128	12/12/2023	GT Distributors	1,777.82	Instructional Supplies
E0035129	12/12/2023	Henry Schein Inc	46.78	Instructional Supplies
E0035130	12/12/2023	JL Squared Construction	2,765.00	Contractors
E0035131	12/12/2023	Johnstone Supply	45.86	HVAC
E0035132	12/12/2023	Labatt Food Service LLC	5,023.59	Instructional Supplies
E0035133	12/12/2023	LK Jordan & Associates	2,137.64	Contract Labor
E0035134	12/12/2023	O'Reilly Auto Parts	24.77	P & S - Other
E0035135	12/12/2023	Pepsi Cola Corpus Christi	373.18	Food Supplies
E0035136	12/12/2023	PHCC San Antonio	3,755.64	Consultants
E0035137	12/12/2023	San Antonio Area Plumbers & Pi	30,068.72	Instructional Supplies
E0035138	12/12/2023	Schneider Electric	5,130.00	SC NC HVAC
E0035139	12/12/2023	Texas Book Company	49,267.05	A/P-Viking Inclusive Access
E0035140	12/12/2023	TK Elevator Corporation	7,963.42	Repairs & Maintenance
E0035141	12/12/2023	Turner Ramirez Associates Inc	25,146.00	Consultants
E0035142	12/12/2023	Wilson Consulting for Higher E	6,743.60	Consultants
E0035143	12/12/2023	You Name It Specialties Inc	674.44	Production,Publications & Prom
E0035144	12/14/2023	Dorothy A. Castro	659.00	Federal
E0035145	12/14/2023	James E. Creek	24.88	Instructional Supplies
E0035146	12/14/2023	Phillip L. Davis	61.19	Travel
E0035147	12/14/2023	Thomas Goodwin	3,240.00	Contract Labor
E0035148	12/14/2023	Mr. Daniel W. Korus	221.20	Travel
E0035149	12/14/2023	Cynthia A. Longoria	477.39	Travel
E0035150	12/14/2023	Jennifer L. McWha	66.58	Instructional Supplies

Del Mar College
Financial Record System
Bank 41 Colleague

Disbursements for dates 12/01/2023 thru 12/31/2023

Check	Date	Payee	Amount	Description
E0035151	12/14/2023	Mendy L. Meurer	212.22	Travel
E0035152	12/14/2023	Robert T. Muilenburg	236.85	Funds Held for Others
E0035153	12/14/2023	Chasity R. Munoz	75.84	Production, Publications & Prom
E0035154	12/14/2023	Kasandra G. Rodriguez	260.00	Childcare
E0035155	12/14/2023	Cheryl G. Sanders	38.47	Funds Held for Others
E0035156	12/14/2023	Airgas USA	2,941.85	Instructional Supplies
E0035157	12/14/2023	All Points Environmental LLC	350.00	Environmental Compliance
E0035158	12/14/2023	Amazon.Com LLC	166.98	Library Books
E0035159	12/14/2023	Americo Fin & Annuity Ins Co	25.00	A/P - TSA
E0035160	12/14/2023	Amigos Library Services	2,723.00	Library - Elec Resource
E0035161	12/14/2023	Bumper to Bumper Easy CDL	1,174.55	Online Services
E0035162	12/14/2023	Cintas Corporation	208.32	Contractors
E0035163	12/14/2023	City of Corpus Christi	4,771.35	Gas
E0035164	12/14/2023	Clampitt Paper Co of San Anton	886.16	Supplies - Other
E0035165	12/14/2023	Colonial Security Life Ins	35.22	A/P - Optional Life
E0035166	12/14/2023	Cornell Smith Mierl Brutocao B	700.00	Legal Fees
E0035167	12/14/2023	Corpus Christi Athletic Club	258.75	Corpus Christi Athletic Club
E0035168	12/14/2023	Corpus Christi Freightliner	716.05	Repairs & Maintenance
E0035169	12/14/2023	Corpus Christi Produce	137.76	Food Supplies
E0035170	12/14/2023	Deaf and Hard of Hearing Cente	17,771.25	Special POP Interpreter
E0035171	12/14/2023	Del Mar College Foundation	183.00	Foundation Contributions
E0035172	12/14/2023	EAN Services LLC	138.76	Travel
E0035173	12/14/2023	Ebsco Subscription Services	182.20	Library - Periodicals
E0035174	12/14/2023	Fisher Scientific Company LLC	207.85	Instructional Supplies
E0035175	12/14/2023	Grainger Inc	10,383.25	HVAC
E0035176	12/14/2023	JL Squared Construction	17,760.00	SC NC Building Structure
E0035177	12/14/2023	Labatt Food Service LLC	514.06	Instructional Supplies
E0035178	12/14/2023	LK Jordan & Associates	82.32	Contract Labor
E0035179	12/14/2023	Metlife	237.50	A/P - TSA
E0035180	12/14/2023	Nalco Company LLC	4,103.20	Chemical-Water Treatment
E0035181	12/14/2023	Netsync Network Solutions	116,365.36	Maint Agree-Software
E0035182	12/14/2023	Nueces Electric Cooperative	138.70	Electricity
E0035183	12/14/2023	Pepsi Cola Corpus Christi	348.75	Food Supplies
E0035184	12/14/2023	Reliastar Life Insurance Co	75.00	A/P - TSA
E0035185	12/14/2023	SpawGlass Contractors Inc	718,437.57	Const Cost - Contractors
E0035186	12/14/2023	Texas Book Company	17,822.10	A/P-Viking Inclusive Access
E0035187	12/14/2023	Wilson Consulting for Higher E	22,000.00	< 5,000 Software Not Cap INVT
E0035188	12/19/2023	Jeremy A. Anderson	275.00	Contract Labor
E0035189	12/19/2023	Dr. Anantha S. Babbili	815.68	Travel
E0035190	12/19/2023	Veronica A. Blair	53.06	Travel
E0035191	12/19/2023	Janet M. Blanke	200.00	Contract Labor
E0035192	12/19/2023	Charles L. Campbell, Jr.	786.28	Travel
E0035193	12/19/2023	David Davila	729.40	Travel
E0035194	12/19/2023	Jennifer Dawn	197.92	Travel

Del Mar College
Financial Record System
Bank 41 Colleague

Disbursements for dates 12/01/2023 thru 12/31/2023

Check	Date	Payee	Amount	Description
E0035195	12/19/2023	Tammy C. Francis	1,001.91	Travel
E0035196	12/19/2023	Arturo L. Garcia	1,350.00	Contract Labor
E0035197	12/19/2023	Cynthia R. Garcia	137.59	Travel
E0035198	12/19/2023	Joshua T. Gentry	360.31	Travel
E0035199	12/19/2023	Patricia A. Gonzalez	385.14	Travel
E0035200	12/19/2023	Samantha Guerra	260.00	Childcare
E0035201	12/19/2023	Ryan M. Gutierrez	402.55	Funds Held for Others
E0035202	12/19/2023	Willie A. Herrera	199.12	Travel
E0035203	12/19/2023	Sean M. Hurt	309.50	Funds Held for Others
E0035204	12/19/2023	Nicole A. Kindzirsky	195.86	Travel
E0035205	12/19/2023	Walter V. Kramer	272.00	Funds Held for Others
E0035206	12/19/2023	Monica C. Lozano	221.11	Travel
E0035207	12/19/2023	Leslie P. Madden Hernandez	1,779.70	Contract Labor
E0035208	12/19/2023	Robert V. Marraro, Jr.	60.93	Travel
E0035209	12/19/2023	Howard W. Miller	300.00	Contract Labor
E0035210	12/19/2023	Robert P. Montez	419.88	Travel
E0035211	12/19/2023	Rogelio Moya	274.12	Funds Held for Others
E0035212	12/19/2023	Matthew D. Perry	440.16	Travel
E0035213	12/19/2023	Benjamin P. Polasek	402.14	Travel
E0035214	12/19/2023	Mr. Mark W. Robbins	123.83	Travel
E0035215	12/19/2023	Stefanie A. Salazar	150.00	Funds Held for Others
E0035216	12/19/2023	La Vockea L. Wallace	401.41	Funds Held for Others
E0035217	12/19/2023	Sylvia K. Wells	101.61	Funds Held for Others
E0035218	12/19/2023	Misty E. Wharton	397.08	Funds Held for Others
E0035219	12/19/2023	ACI Payments Inc	293.30	Bank Expenses
E0035220	12/19/2023	All Points Environmental LLC	1,130.00	Environmental Compliance
E0035221	12/19/2023	Altex Electronics	259.64	PC Maintenance Supplies
E0035222	12/19/2023	Amazon.Com LLC	2,264.88	< 5,000 Computer Not Cap INVT
E0035223	12/19/2023	Americo Fin & Annuity Ins Co	25.00	A/P - TSA
E0035224	12/19/2023	ARM Construction	1,505.00	SC NC Building Structure
E0035225	12/19/2023	Bird's Rubber Stamps	113.90	Funds Held for Others
E0035226	12/19/2023	Bugpro Inc	1,084.00	Repairs & Maintenance
E0035227	12/19/2023	Carolina Biological Supply	144.80	Instructional Supplies
E0035228	12/19/2023	CC Lawn Pros, LLC	11,350.00	Contractors
E0035229	12/19/2023	Cintas Corporation	490.81	Contractors
E0035230	12/19/2023	City of Corpus Christi	59.20	Disposal Trash
E0035231	12/19/2023	Colonial Security Life Ins	224.44	A/P - Optional Life
E0035232	12/19/2023	Corpus Christi Athletic Club	3,817.99	Corpus Christi Athletic Club
E0035233	12/19/2023	Corpus Christi Freightliner	165.82	Instructional Supplies
E0035234	12/19/2023	Corpus Christi Produce	186.64	Food Supplies
E0035235	12/19/2023	David F Trujillo & Associates	7,500.00	Contract Labor
E0035236	12/19/2023	Del Mar College Foundation	3,827.67	Foundation Contributions
E0035237	12/19/2023	Everest Water and Coffee LLC	82.35	Food Supplies
E0035238	12/19/2023	Garda CL Southwest Inc	173.89	Security Services

Del Mar College
Financial Record System
Bank 41 Colleague

Disbursements for dates 12/01/2023 thru 12/31/2023

Check	Date	Payee	Amount	Description
E0035239	12/19/2023	Gateway Printing & Office Supp	43.28	Office Supplies
E0035240	12/19/2023	Grainger Inc	363.86	Instructional Supplies
E0035241	12/19/2023	Henry Schein Inc	1,797.44	Repairs & Maintenance
E0035242	12/19/2023	Jefferson National Life	2,028.23	A/P - ORP
E0035243	12/19/2023	JJ Keller & Associates Inc	2,250.74	Instructional Supplies
E0035244	12/19/2023	LK Jordan & Associates	792.18	Contract Labor
E0035245	12/19/2023	Metlife	2,143.90	A/P - ORP
E0035246	12/19/2023	O'Reilly Auto Parts	32.98	P & S - Other
E0035247	12/19/2023	Reliastar Life Insurance Co	175.00	A/P - TSA
E0035248	12/19/2023	San Antonio Area Plumbers & Pi	24,288.00	Consultants
E0035249	12/19/2023	Shoreline Plumbing Co	1,372.50	SC NC Plumbing
E0035250	12/19/2023	SpawGlass Contractors Inc	942,671.21	Const Cost - Contractors
E0035251	12/19/2023	Texas Book Company	3,848.00	Funds Held for Others
E0035252	12/19/2023	USAA Annuity Life Insurance Co	1,741.31	A/P - ORP
E0035253	12/19/2023	Victory Capital Advisers Inc	7,990.36	A/P - ORP
E0035254	12/19/2023	Winston Water Cooler of Corpus	120.41	Plumbing
Total:			\$	4,756,601.85

Del Mar College
Financial Record System
Checks Over 10,000

Disbursements for dates 12/01/2023 thru 12/31/2023

Check	Date	Payee	Amount	Description
79497	12/5/2023	Allied Universal Security Serv	\$ 141,396.48	Security Services
79503	12/5/2023	Computer Solutions	16,944.39	Supplies - Other
79516	12/5/2023	Servpro of Corpus Christi East	76,619.82	Contractors
79524	12/5/2023	TXU Energy	172,948.37	Electricity
79534	12/7/2023	Computer Solutions	119,221.53	> 5,000 Computers Capitalized
79547	12/7/2023	Panopto Inc	57,000.00	Software Desk Lic Fees
79555	12/7/2023	U.S. Bank Voyager Fleet System	13,314.83	Fuel/Oil
79566	12/12/2023	Gignac & Associates LLP	82,360.00	Consultants
79577	12/12/2023	Sightlines, LLC	38,500.00	Consultants
79578	12/12/2023	Syndaver EDU, Inc.	65,640.00	> 5,000 Equipment Capitalized
79584	12/12/2023	Workplace Resource LLC	296,135.71	< 5,000 Furn and Fix Not Cap
79587	12/14/2023	B. E. Beecroft Company, Inc	662,737.10	Contractors
79588	12/14/2023	Blackbaud Inc	13,234.01	Software Desk Lic Fees
79603	12/14/2023	Laerdal Medical Corp	30,326.40	> 5,000 Equipment Capitalized
79608	12/14/2023	Nueces County	30,186.79	Tax Assessing & Collecting
79616	12/14/2023	T-Mobile USA Inc	13,107.16	Telephone
79628	12/19/2023	Allied Universal Security Serv	149,214.97	Security Services
79631	12/19/2023	Examsoft Worldwide Inc	12,750.00	Testing Supplies
E0035029	12/5/2023	Deaf and Hard of Hearing Cente	23,105.00	Special POP Interpreter
E0035043	12/5/2023	San Antonio Area Plumbers & Pi	23,033.77	CI - Tuition/Fees
E0035078	12/7/2023	Ellucian Company Lp	24,146.00	Software Desk Lic Fees
E0035094	12/7/2023	Shoreline Plumbing Co	46,934.00	Contractors
E0035095	12/7/2023	Texas Book Company	19,200.65	A/P-Viking Inclusive Access
E0035097	12/7/2023	Turner Ramirez Associates Inc	15,774.57	Architect Fees
E0035115	12/12/2023	Alertus Technologies LLC	10,149.00	Software & Service Subscriptio
E0035120	12/12/2023	City of Corpus Christi	17,316.75	Gas
E0035121	12/12/2023	Collier Johnson & Woods PC	75,557.44	Audit Fees
E0035125	12/12/2023	Ellucian Company Lp	24,146.00	Software Desk Lic Fees
E0035137	12/12/2023	San Antonio Area Plumbers & Pi	30,068.72	Instructional Supplies
E0035139	12/12/2023	Texas Book Company	49,267.05	A/P-Viking Inclusive Access
E0035141	12/12/2023	Turner Ramirez Associates Inc	25,146.00	Consultants
E0035170	12/14/2023	Deaf and Hard of Hearing Cente	17,771.25	Special POP Interpreter
E0035175	12/14/2023	Grainger Inc	10,383.25	HVAC
E0035176	12/14/2023	JL Squared Construction	17,760.00	SC NC Building Structure
E0035181	12/14/2023	Netsync Network Solutions	116,365.36	Maint Agree-Software
E0035185	12/14/2023	SpawGlass Contractors Inc	718,437.57	Const Cost - Contractors
E0035186	12/14/2023	Texas Book Company	17,822.10	A/P-Viking Inclusive Access
E0035187	12/14/2023	Wilson Consulting for Higher E	22,000.00	< 5,000 Software Not Cap INVT
E0035228	12/19/2023	CC Lawn Pros, LLC	11,350.00	Contractors
E0035248	12/19/2023	San Antonio Area Plumbers & Pi	24,288.00	Consultants
E0035250	12/19/2023	SpawGlass Contractors Inc	942,671.21	Const Cost - Contractors
Total: \$			<u>4,274,331.25</u>	

Regular Agenda Item 4



DEL MAR COLLEGE FOUNDATION

Board of Trustees

Executive Committee

President
C. Michelle Unda

Vice President
Sandra Alvarez

Past President
Julio Reyes

Secretary
Rosie Collin

Treasurer
Crissy Hinojosa, Ph.D.

Scholarships Chair
Todd Walter

Special Projects Chair
Lance Brown

Board Development Chair
Ken Trevino

Del Mar College President & CEO
Mark Escamilla, Ph.D.

Troy Bethel (At Large)
Travis Nelson (At Large)
Adam Smith (At Large)

Board Members

Kaushik "Charlie" Bhakta
Rosendo Cruz
Russell Franques
Drue Jones
Tim Legamara
Melody Nixon-Bice
Susan Temple

Trustee Emeriti

Chris N. Adler
Ret. Judge Rene Haas
Susan Hutchinson
Willie J. Kosarek
Alice H. Sallee
Eugene "Gene" Seaman
Sylvia Whitmore
Robert C. Wolter
John T. Wright, III




Del Mar College Foundation
101 Baldwin Blvd.
Corpus Christi, TX 78404-3897
(361) 698-1317

FAX (361) 698-1257
foundation@delmar.edu
www.delmar.edu/foundation

Mary C. McQueen, CFRE
Vice President of Advancement
& Government Relations

February 5, 2024

TO: Mark Escamilla, Ph.D., President and CEO, Del Mar College

FROM: Mary McQueen, VP Advancement and Government Affairs 

RE: Proposed Naming for Gift of Significance

SUMMARY: Requested approval from the Del Mar College Board of Regents for naming opportunity in recognition for significant donation.

BACKGROUND: Per DMC Board Policy B3.7 Naming of Building and Other Recognition (Revised May 14, 2019) A3.7.3 *Naming for Gift of Significance*, individuals, corporations, and other organizations may be considered for naming recognition if they have made significant financial contributions to the College and/or Foundation. Requests must be in writing and what constitutes a significant financial contribution is made on a case-by-case basis taking into consideration: the total cost of the project/facility; new construction, renovation, or existing facility; prominence of the naming opportunity; current project, program or position; length of naming designation and other relevant factors. Minimum Monetary Values (MMV) generally range between 30% and 70% of the estimated cost of the respective facility.

STAFF RECOMMENDATION: Naming of the Millwright Lab located on the ground floor of the Workforce Development Center, Windward Campus for ArcelorMittal Texas HBI. As a Naming Recognition, this naming would be for the life of the facility per policy and MMV level. ArcelorMittal Texas HBI has provided combined gifts and pledges totaling \$500,000 for a direct scholarship and program support for construction of the Process Technology Pilot Plant and the V.I.T.A. program. The DMCF has received payment of approximately 92% of the giving level with the company requesting the final invoice in January 2024. Requesting approval of naming and authorization for DMC administration to create naming agreement with ArcelorMittal Texas HBI.

Nomination for Naming Recognition

Building, Facility, Program or Endowed Position Considered for Naming:
Millwright Lab, Workforce Development Center, Windward Campus

Date:
2/5/2024

Recommended Name: *ArcelorMittal Texas HBI Millwright Lab*

Monetary Gift

Has this individual/organization made a monetary gift to the College or Foundation to support college initiatives?

☒ **Yes, Amount = \$** *500,000.00* **Date of Gift:** *cumulative giving*

☐ **Gift represents appropriate level of investment for this naming opportunity**

Intent of Gift

This gift supports the following areas:

☒ **Scholarships** **Endowed Position** **Facilities enhancement**
☐ **Program Support** **Equipment/Technology support** **other**

Please Describe Nature of Gift and How it Supports College or Foundation Initiatives: (Attach supporting documentation)

ArcelorMittal (formerly voestalpine) has been supporting the Del Mar College with gifts for scholarships and programs since 2016. The majority of giving has been for scholarship support, but gifts have also been provided for the Process Technology Pilot Plant (2018) and VITA Program (2023, 2024). Cumulative giving received as of 2/5/2024 is \$460,000 for these programs and the company requested an invoice for the balance of giving necessary to reach the \$500,000 naming level in January 2024. The naming level for the Millwright Lab had been established at \$500,000 by the DMC Foundation staff. This direct scholarship supports students in industrial technology majors with \$3,000 per student per academic year providing significant investment in student success.

Contact Information of Nominator

Name of Nominator:

Mary C. McQueen, VP Advancement and Government Relations

Address:

101 Baldwin Blvd

City, State

Corpus Christi, Texas

Zip Code

78404

Home Phone:

Cell Phone:

(361) 815-1157

Business Phone: *361-698-1032*

E-mail Address: *mmcqueen2@delmar.edu*

OFFICE USE ONLY

Date Received:

Disposition:

Copies to Board:

Regular Agenda Item 5



To: Mark Escamilla, Ph.D., President of the College

From: Raul Garcia, CPA, Vice President and Chief Financial Officer

Date: February 13, 2024

Subject: Board Agenda: Proposed Tuition Rates Report

A handwritten signature in blue ink, appearing to be 'Raul Garcia', is written over the 'From:' line.

Background:

The College will present to the Board a tuition and fee assessment followed by a proposed \$3 increase to the in-district tuition rate. This will result in a new rate of \$76 from the current \$73 to be made effective beginning the Fall term of 2024.

B3.21 Tuition Policy: The per semester credit hour tuition rate for credit courses shall increase by a minimum of \$1.00 each fall semester for Texas in-district residents, Texas out-of-district residents, out-of-state residents, and foreign students. Any student whose legal residence is outside the Del Mar College District shall be charged an out-of-district fee. All student tuition and fees shall be set by the Board of Regents.

Action Item: Discussion and possible action regarding a tuition rate change for the 2024-2025 academic year.



Fiscal Year 2024-2025 Budget Calendar and Tuition and Fee Assessment

Raul Garcia, Vice President and CFO

John Jonson, Comptroller

Jackie Landrum, Budget Analyst

February 13, 2024



DEL MAR COLLEGE

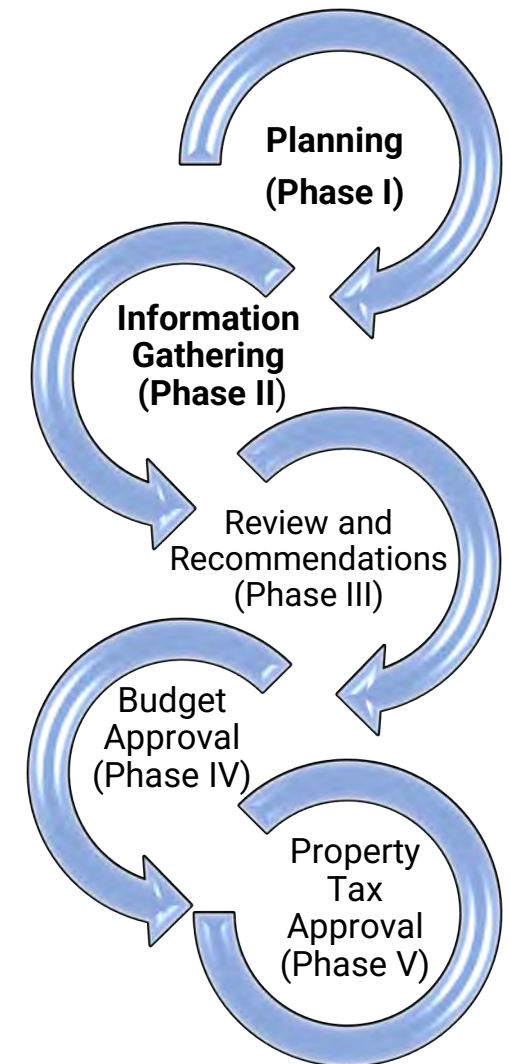
AGENDA



- **FY 2025 BUDGET PLAN CALENDAR**
- **COMMUNITY COLLEGE FUNDING STRATEGIES**
- **ESTIMATED 2025 OPERATING REVENUES**
- **PART-TIME STUDENT BILL EXAMPLES**
- **CREDIT TUITION AND FEES RATE CHANGE RELATIVE TO TEXAS CPI INFLATION RATE**
- **CREDIT HOUR ENROLLMENT, UNEMPLOYMENT RATE, AND STUDENT RATE CHANGE HISTORY**
- **CREDIT TUITION RATE CHANGE SCENARIOS**

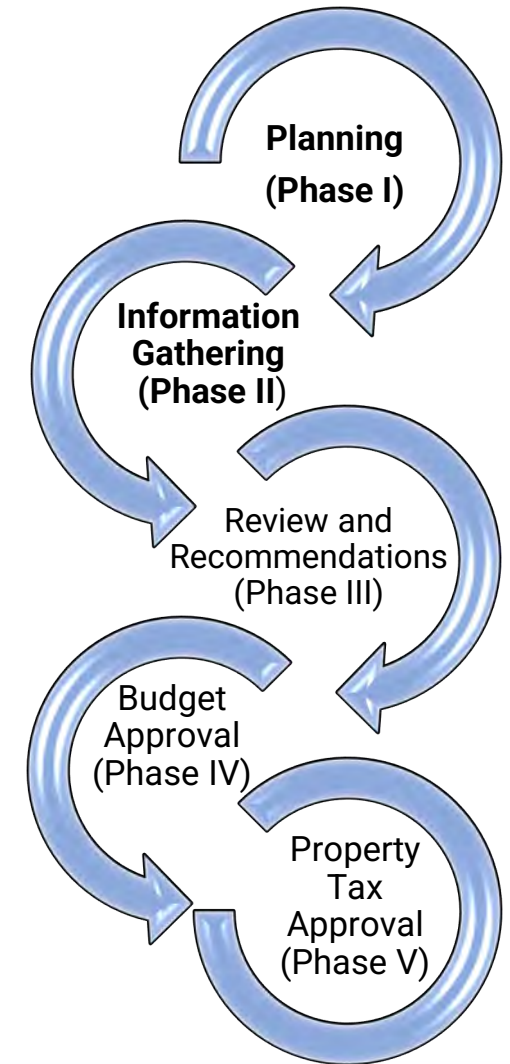
FY 2025 BUDGET PLAN CALENDAR

Month	Date	Activity
Oct.	17 to Nov. 14 25	<ul style="list-style-type: none"> Tuition and fee assessment Budget plan calendar development
Nov.	30	<ul style="list-style-type: none"> Tuition and fee update with Student Government
Dec.	5 5 12	<ul style="list-style-type: none"> Regular Board Meeting <ul style="list-style-type: none"> Tuition and fee update Distribute technology & facility maintenance budget worksheets
Jan.	10 to 11 23 24 and 25	<ul style="list-style-type: none"> Preliminary operating budget assumptions Budget kick-off meeting and Budget worksheet distribution Budget worksheet training
Feb.	6 9 13	<ul style="list-style-type: none"> Preliminary salary, and open and new position requests assessment Technology & facility maintenance budget worksheets requests due to fiscal office Regular Board Meeting <ul style="list-style-type: none"> Tuition and fee change approval



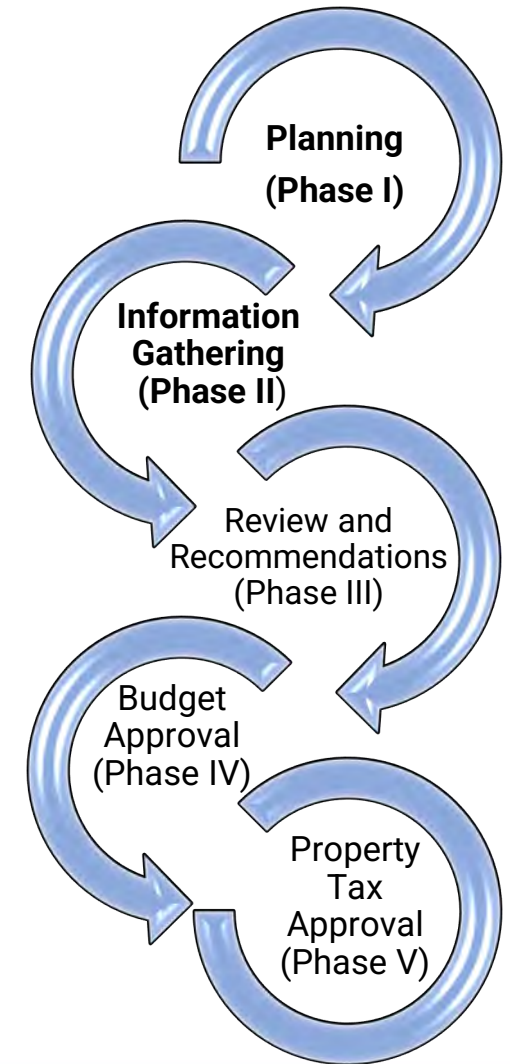
FY 2025 BUDGET PLAN CALENDAR

Month	Date	Activity
Mar.	4	• Budget Request worksheet submission from Chairs to Deans and Directors
	22	• Budget Request worksheet submission from Deans and Directors to V.P.'s
	29	• Preliminary property value assessment (Appraisal District)
	29	• Final Salary, and Open and New Positions requests submission (H.R.)
Apr.	5	• Executive's Budget Request worksheet review/approval and submission to Fiscal Office (General Counsel, Executive Vice President, Vice Presidents, and Executive Directors)
	8 th -30 th	• Budget worksheet crosscheck with Strategic Unit Assessment Plan. (CFO and AVP of Institutional Effectiveness and Assessment)
May	14	• Regular Board Meeting • Budget update
Jun.	11	• Regular Board Meeting • Budget update
	28	• Preliminary Budgets sent to Departments
Jul.	23	• Budget workshop Board Meeting
	25	• Certified appraisals (Appraisal District)
	31	• Preliminary Budgets sent to Departments



FY 2025 BUDGET PLAN CALENDAR

Month	Date	Activity
Aug.	3	<ul style="list-style-type: none"> Publish Tax Rate Notice on DMC website
	13	<ul style="list-style-type: none"> Regular Board Meeting-Budget Update Board to adopt action items: <ul style="list-style-type: none"> An order to conduct a public hearing for the FY 2024-2025 proposed College budget An order to conduct a public hearing for the FY 2024-2025 proposed property tax rate
	16	<ul style="list-style-type: none"> Publish notice for the budget and tax rate public hearings <ul style="list-style-type: none"> Newspaper publication of the budget and tax rate public hearings
	18	<ul style="list-style-type: none"> Newspaper publication of the tax rate public hearing
	27	<ul style="list-style-type: none"> Board Public hearing: <ul style="list-style-type: none"> Public comments on the proposed property tax rate Public comments on the proposed Budget Board to adopt action items: <ul style="list-style-type: none"> M&O Budget Debt Service Proposed Budget M&O Proposed Tax Rate Debt Service Proposed Tax Rate Proposed Tax Exemptions



COMMUNITY COLLEGE FUNDING STRATEGIES

(Operating Funds Only)

- Tuition and Fees (net of discounts)
- State Appropriations
- Property Taxes



Tuition & Fees (Net of Discounts)
(3)

Property Taxes
(31)

State Appropriations
(8)

Other (6)

Del Mar

Maintenance Ad Valorem Property Taxes	65,971,659	65%
State Appropriations	25,353,817	25%
Tuition and Fees (net of discounts)	10,784,043	11%

TOTAL 102,109,519

ESTIMATED 2025 OPERATING REVENUES

	F.Y. 2024 Budget	ESTIMATED F. Y. 2025 Revenues	ESTIMATED \$ Change
STUDENT TUITION AND FEES			
Academic	\$18,452,237	\$17,882,818	\$ (569,419)
Academic – Other	1,002,023	638,740	(363,283)
CE	2,547,440	2,547,440	0
TOTAL STUDENT CHARGES	\$22,001,700	\$21,068,998	\$(932,702)
STATE APPROPRIATION			
Performance	\$19,508,146	\$19,347,391	\$ (160,755)
Fast Program	1,141,504	1,141,504	0
State Benefits	6,248,082	6,248,082	0
TOTAL STATE APPROPRIATIONS	\$26,897,732	\$26,736,977	\$ (160,755)
TAX REVENUES	\$65,068,806	\$67,852,196	\$2,783,390
MISCELLANEOUS			
Interest / Investment Income	730,000	1,400,000	670,000
Indirect Cost Reimbursement	80,000	120,000	40,000
Other	452,144	480,000	27,856
TOTAL MISCELLANEOUS	1,262,144	2,000,000	737,856
TOTAL REVENUES	\$115,230,382	\$117,658,171	\$2,427,789

PART-TIME STUDENT BILL EXAMPLES


(Fall Term 7 credit semester hours)



	2021		2022		2023	
	Rate	Total	Rate	Total	Rate	Total
Basic Charges						
In District Tuition	\$ 69	\$ 483	\$ 71	\$ 497	\$ 73	\$ 511
General Use/Education Fee	12	84	12	84	12	84
Building Use Fee	12	84	12	84	12	84
Matriculation Fee	12	84	12	84	12	84
Instructional Fee	70	70	70	70	70	70
Student Services/activity Fee	15	15	15	15	15	15
Subtotal		\$ 820		\$ 834		\$ 848
Special Charges						
Lab Fee		\$ 0		\$ 24		\$ 0
Book Charges/ Supplies		410		0		0
Subtotal		\$ 410		\$ 24		\$ 0
Total Charges		\$ 1,230		\$ 858		\$ 848
LESS FINANCIAL AID						
Pell Award		\$ (1,624)		\$ (1,237)		\$ (1,849)
TEOG		0		(1,707)		0
SEOG		(400)		0		0
Total Aid		\$ (2,024)		\$ (2,944)		\$ (1,849)
Student Refund		\$ 794		\$ 2,086		\$ 1,001

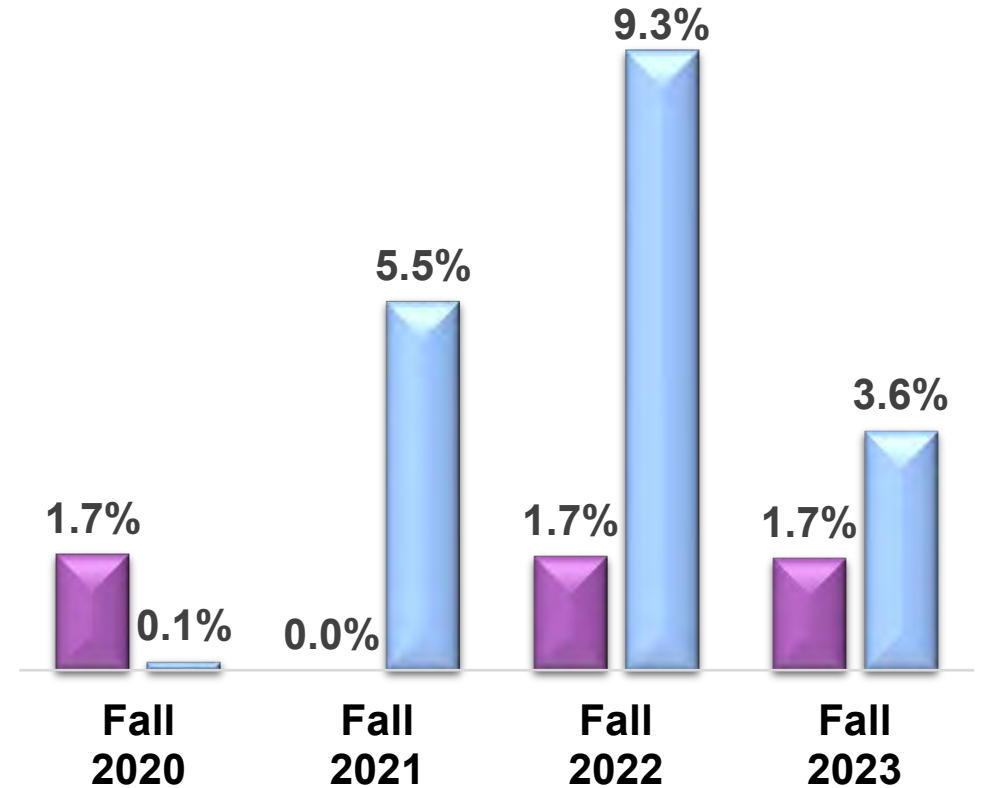
Source: College Records

CREDIT TUITION AND FEES RATE CHANGE RELATIVE TO TEXAS CPI INFLATION RATE



■ P-T Student
Tuition and
Fees % Rate
Change

■ Texas CPI
for August
2020,
August 2021,
August 2022,
August 2023



**Student Charges for Part-time
Student (7 semester credit hours)**

\$820

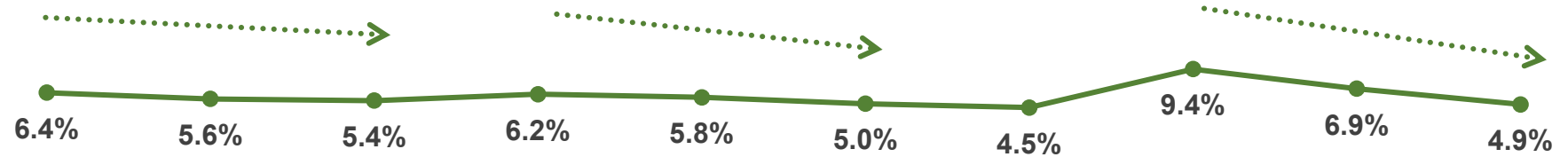
\$820

\$834

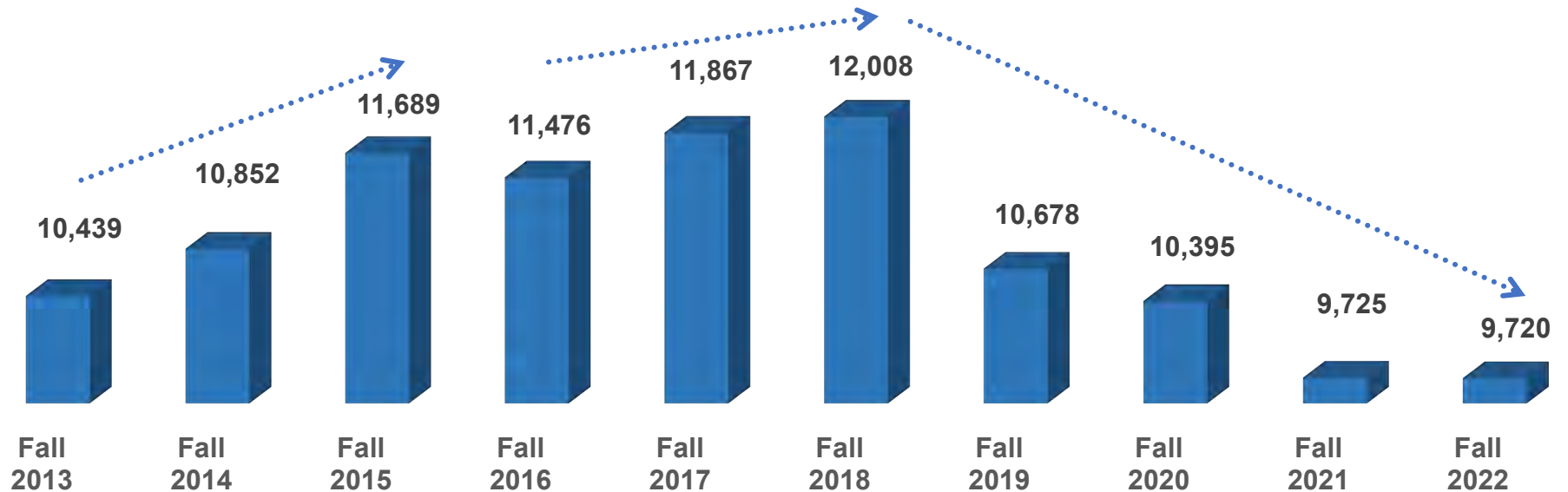
\$848

CREDIT HOUR ENROLLMENT, UNEMPLOYMENT RATE, AND STUDENT RATE CHANGE HISTORY

CC-MSA
Unemployment



Student Credit Fall
Headcount
Enrollment



Tuition Rate Changes

Per semester rate change	\$ 5	\$ 1	\$ 0	\$ 0	\$ 5	\$ 3	\$ 3	\$ 2	\$ 0	\$ 2
Per student rate change	\$ 2	\$ 0	\$ 0	\$ 0	\$ 0	\$ 8	\$ 0	\$ 0	\$ 0	\$ 0

CREDIT TUITION RATE CHANGE SCENARIOS

(Part-Time Student Enrolled in 7 Semester Credit Hours)

	Fall 2023	
	Charge	Total
Basic Charges		
In District Tuition	\$ 73	\$ 511
General Use/Education Fee	12	84
Building Use Fee	12	84
Matriculation Fee	12	84
Instructional Fee	70	70
Student Services/activity Fee	15	15
Total Charges		\$ 848
LESS FINANCIAL AID		
Pell Award		\$(1,849)
Student Refund		\$ 1,001

\$ 2 Rate Change	
Charge	Total
\$ 75	\$ 525
12	84
12	84
12	84
70	70
15	15
Total Charges	\$ 862
Estimate	\$ (1,949)
	\$ 1,087

\$ 3 Rate Change	
Charge	Total
\$ 76	\$ 532
12	84
12	84
12	84
70	70
15	15
Total Charges	\$ 869
Estimate	\$ (1,949)
	\$1,080

\$5 Rate Change	
Charge	Total
\$ 78	\$ 546
12	84
12	84
12	84
70	70
15	15
Total Charges	\$ 883
Estimate	\$ (1,949)
	\$ 1,066

Q&A



DRAFT

Regular Agenda Item 6



To: Mark Escamilla, Ph.D., President of the College

From: Raul Garcia, CPA, Vice President and Chief Financial Officer

Date: February 7, 2024

Subject: Board Agenda: Quarterly Investment Report



SUMMARY:

Mr. David McElwain, of Meeder Public Funds/Patterson Group, will present the College's Quarterly Investment Report for the period August 31, 2023 to November 30, 2023.

BACKGROUND:


In compliance with Section 2256.023 of the Public Funds Investment Act (PFIA) and the Texas Education Code Section 51.032, the College's quarterly investment report is submitted to the Board of Regents for review and approval.

STAFF RECOMMENDATION:

It is recommended that the Board of Regents approve the College's Quarterly Investment Report for the period August 31, 2023 to November 30, 2023.

LIST OF SUPPORTING DOCUMENTS:

1. Power Point Presentation of Quarterly Investment Report for the period August 31, 2023 to November 30, 2023.
2. Del Mar College Quarterly Investment Report for the period August 31, 2023 to November 30, 2023.



QUARTERLY INVESTMENT REPORT

Del Mar College District

FOR THE PERIOD ENDING November 30, 2023

PRESENTED BY DAVID McELWAIN



MEEDER

PUBLIC FUNDS
PATTERSON GROUP

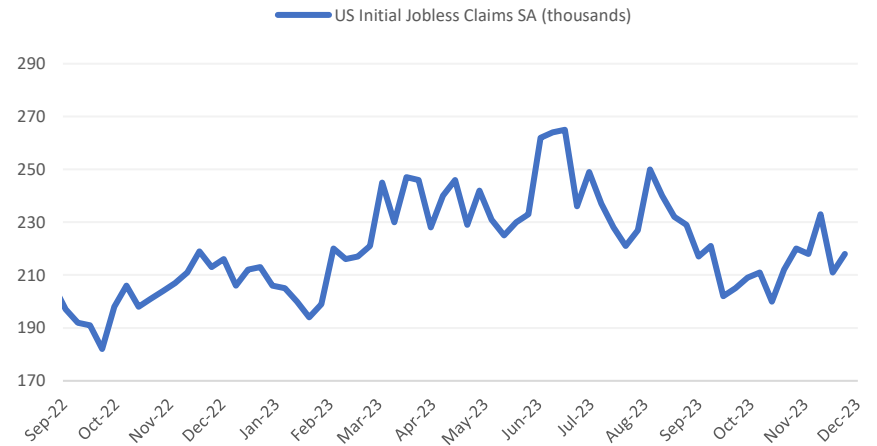
A Fed Pause Turn Into a Fed Pivot?

In November, the Federal Open Market Committee unanimously voted to leave rates unchanged for the second consecutive meeting, leaving the target range for the federal funds rate at 5.25% - 5.50%. Chairman Jerome Powell messaged throughout the month that it is too early to declare an end to rate hikes, much less to speculate when rate cuts will happen. Powell cautioned that “It would be premature to conclude with confidence that we have achieved a sufficiently restrictive stance, or to speculate on when policy might ease”. However, markets still expect rate cuts in 2024 as yields moved lower during the month.

The labor market continues to soften, leading markets to believe we are at the end of the rate hiking cycle. The October US Employment report was softer than expected, showing that the US economy added 150,000 jobs during the month compared to 336,000 in the prior month. Year-over-year wage increases continue to slow, now down to 4.1%, the lowest reading since July 2021. Even though the labor force continues to grow, average hours worked have stalled and are back to pre-pandemic levels. Jobless claims continue to grind higher, and the unemployment rate ticked up to 3.9% from 3.8% previously.

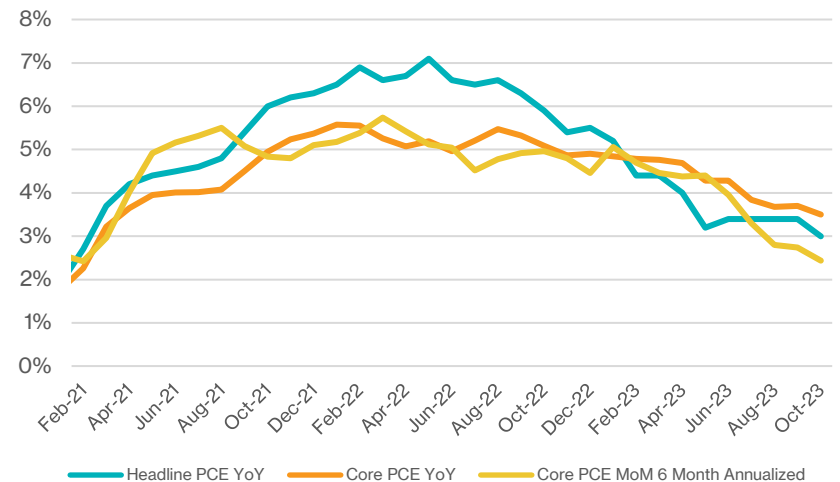
Inflation data continues to weaken as well. The core Personal Consumption Expenditures (PCE) Index, the Federal Reserve’s preferred measure of price inflation, continues to moderate. Data from October showed that inflation slowed to an annual pace of 3.5%, the lowest level since August 2021. Month-over-month, the index increased by just 0.16%, and annualizing the last 6 monthly increases shows consumer prices are increasing at a rate of 2.44%, within striking distance of the Federal Reserve’s target.

Jobless Claims Increasing



SOURCE: BLOOMBERG

Inflation Trending Lower



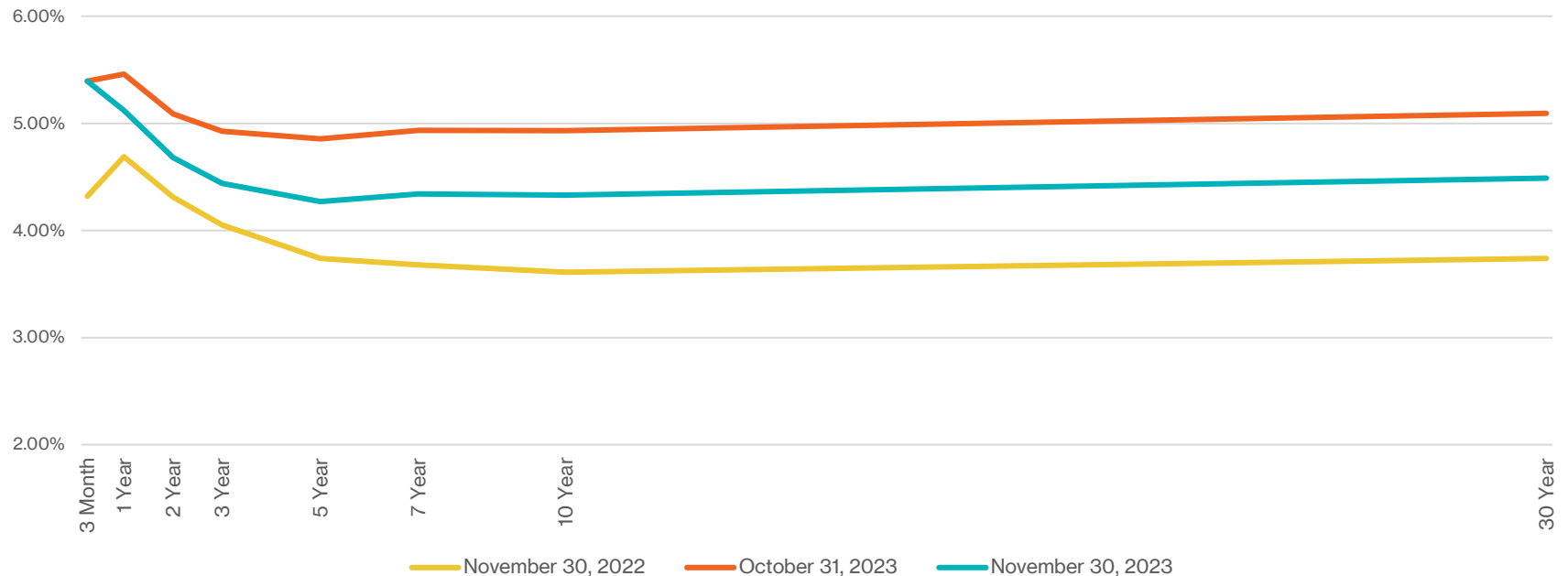
SOURCE: BLOOMBERG

Rates Retreat from October Highs

We are getting closer to the end of the Federal Reserve's historic rate hiking cycle, and markets continue to price in a more aggressive pace of rate cuts. At the end of October, markets were pricing in nearly three rate cuts in 2024. By the end of November, markets had priced in another two rate cuts for a total of five by the end of 2024. This shift in market expectations for monetary policy prompted the 2-year treasury yield to decline by 0.41% to 4.68%. Likewise, long-term bond yields also decreased, as the 10-year treasury declined by 0.60% to 4.33%. The spread between the 2-year and 10-year treasury yield decreased by 0.20% to -0.36%, keeping the curve inverted and signaling lower policy rates ahead.

We will continue to look to add value by picking up incremental yield on high-quality bonds. Rates are still near historic levels not seen since 2007, making this a very attractive time to buy longer maturities and lock in yields.

US Treasury Yield Curve



PORTFOLIO REVIEW



MEEDER

PUBLIC FUNDS
PATTERSON GROUP

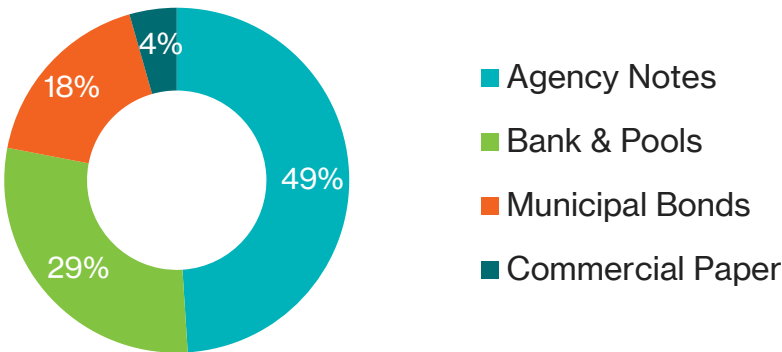
Your Portfolio

As of November 30, 2023

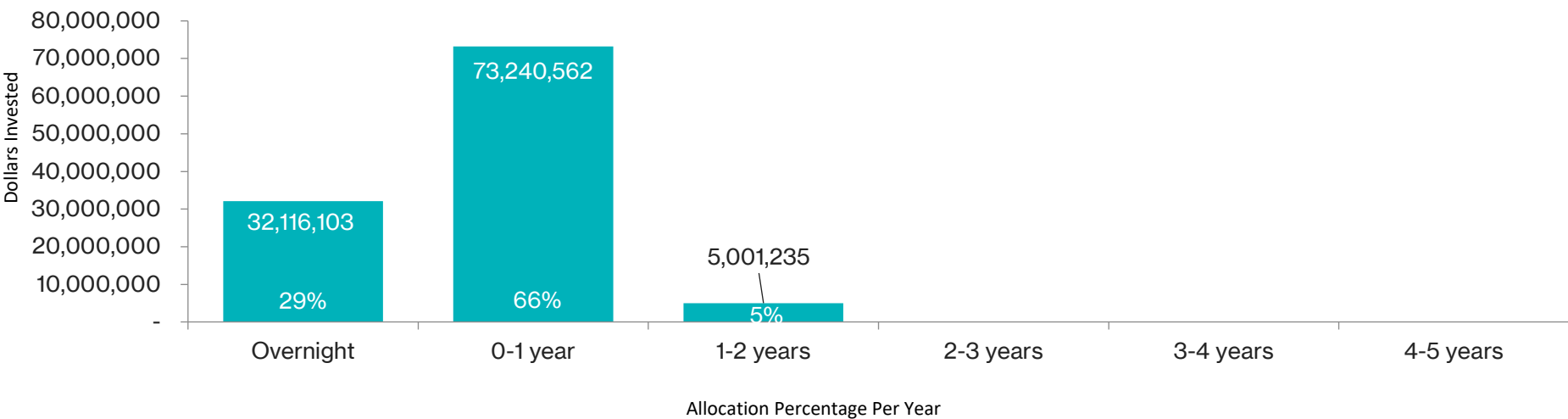
Your Portfolio Statistics

Weighted Average Maturity	0.44 years
Weighted Average Yield (All Funds)	2.53%
Weighted Average Yield (Q1 Avg)	1.80%

Your Asset Allocation



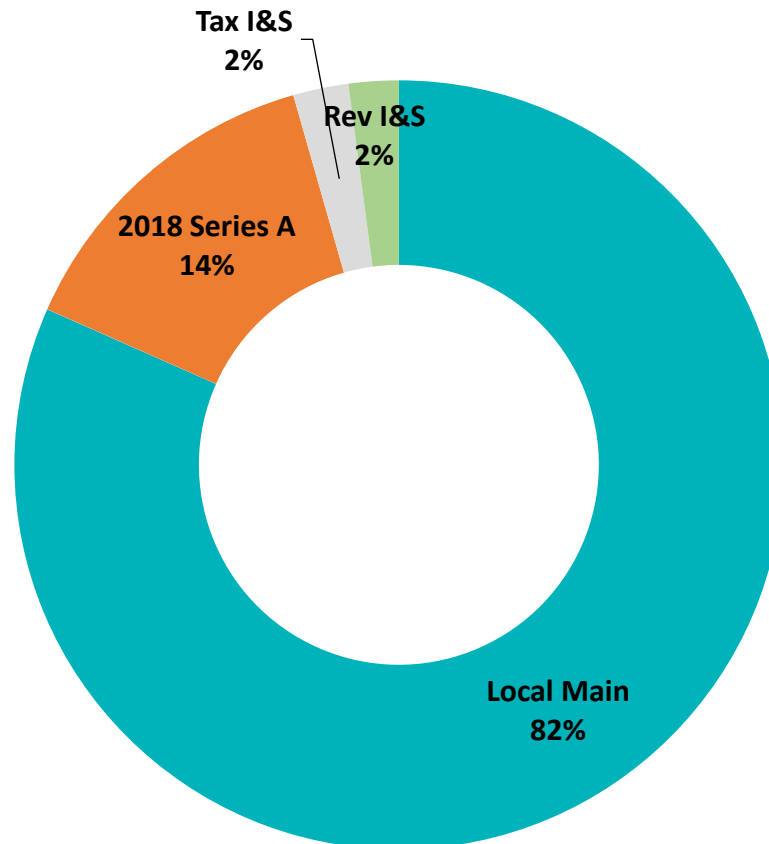
Your Maturity Distribution



Del Mar College Portfolio

by sub-portfolio including bond funds

as of November 30, 2023



Del Mar College Portfolio

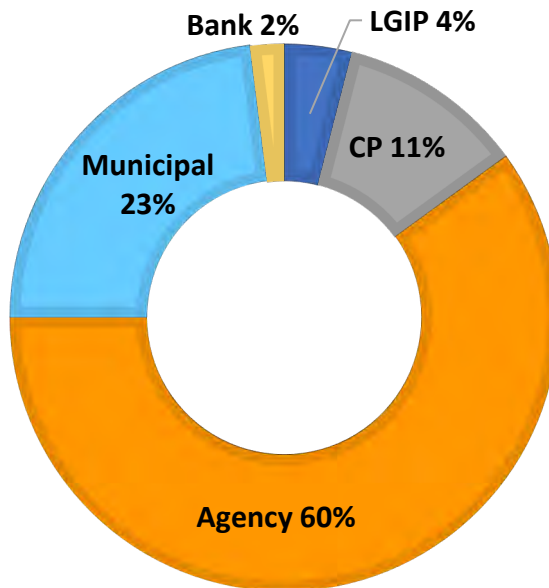
Pooled Funds (Local Main, Plant and I & S Funds)
excluding Series 2018 Bond Funds

	FY'23-24 Q1	FY '22-23 Q4	FY'22-23 Q3	FY'22-23 Q2	FY'22-23 Q1
Book Value	\$ 94,642,901	\$ 80,191,533	\$ 112,019,203	\$ 126,330,824	\$ 95,316,563
Market Value	\$ 93,411,013	\$ 78,375,455	\$ 109,783,180	\$ 124,336,275	\$ 93,222,522
WAM	160 days	213 days	203 days	160 days	202 days
Yield	2.53 %	1.78 %	2.71 %	2.82 %	1.90 %
Benchmark 6-month T-Bill	5.51 %	5.50 %	5.09 %	4.82 %	4.20 %
Total Earnings	\$ 421,482	\$ 670,139	\$ 926,293	\$ 637,654	\$ 348,960

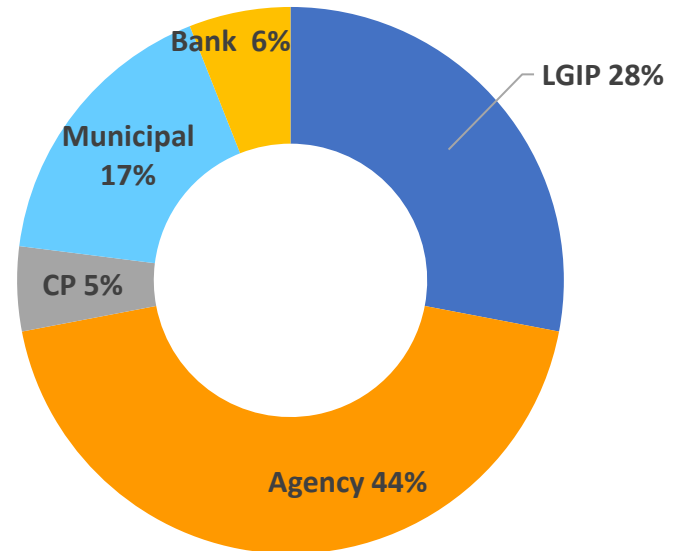
YIELD: YIELD SHOWN IS AVERAGE PORTFOLIO YIELD FOR THE PERIOD
BENCHMARK: BENCHMARK SHOWN IS THE 6-MONTH AVERAGE YIELD OF THE 6-MONTH TREASURY BILL

Del Mar College Pooled Funds Asset Allocation – Market Sector

As of 8/31/23



As of 11/30/2023



Yields in these sectors:	8/31/23	11/30/23
US Agency	1.253%	1.141%
Commercial Paper	5.195%	5.873%
Municipal Securities	0.566%	0.625%
Local Government Investment Pools	5.472%	5.560%
Banks including sweep	5.195%	5.222%

- Yield: Yield shown is WEIGHTED average YIELD AT COST OF THE HOLDINGS WITHIN THE portfolio AS OF THE DATE SHOWN

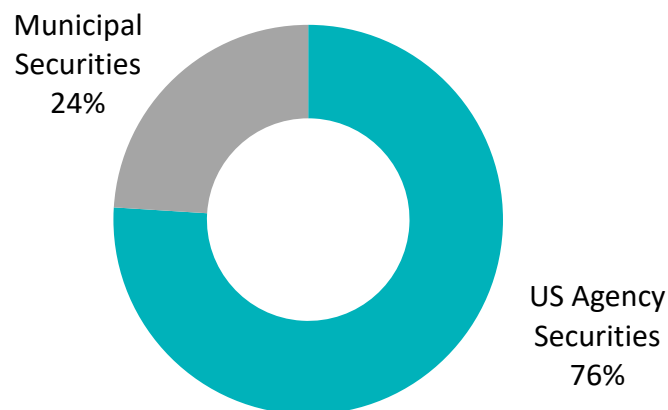
Series 2018 Tax Bond Funds

	FY'23-24 Q1	FY'22-23 Q4	FY'22-23 Q3	FY'22-23 Q2	FY'22-23 Q1
Book Value	\$ 15,715,000	\$ 20,715,000	\$ 20,715,000	\$ 22,954,504	\$ 22,962,969
Market Value	\$ 15,135,924	\$ 19,720,284	\$ 19,542,674	\$ 21,457,266	\$ 21,397,096
WAM	288 days	366 days	458 days	538 days	628 days
Yield	0.52 %	0.52 %	0.52 %	0.51 %	0.51 %
Benchmark 6-month T-Bill	5.51 %	5.50 %	5.09 %	4.82 %	4.20 %
Total FY Earnings	\$ 24,660	\$ 26,744	\$ 26,744	\$ 29,279	\$ 31,948

YIELD: YIELD SHOWN IS AVERAGE PORTFOLIO YIELD FOR THE PERIOD
BENCHMARK: BENCHMARK SHOWN IS THE 6-MONTH AVERAGE YIELD OF THE 6-MONTH TREASURY BILL

Del Mar College Portfolio

Asset allocation of Series 2018 Bonds



Yields in these sectors as of 11/30/2023

U.S. Agency Securities	0.53%
Municipal Securities	0.504%

YIELD: YIELD SHOWN IS WEIGHTED AVERAGE YIELD AT COST OF THE HOLDINGS WITHIN THE PORTFOLIO AS OF THE DATE SHOWN

Executive Summary

- This past quarter we saw rates begin to fall across the curve, coupled with a steepening inversion between the 1- and 10-year terms. Given the reduced pressures of the inflationary environment, the FED has now paused three out of their last 4 meetings and has indicated that they will reverse course in 2024 and begin to cut short-term rates lower. The economy is experiencing a soft landing and has so far avoiding entering a recessionary environment. During the quarter, the District had \$18,630,000 of mostly lower yielding securities mature along with a \$5,000,000 reinvestment in 6 month Commercial Paper at a 5.87% yield.
- Looking forward, the District should expect three main areas of focus: continued cash flow analysis to determine the amount to be invested in the Local Maintenance Funds; continuing to build balances in the 0-1 year maturity range to position the portfolio to meet the anticipated short term operating needs; and building balances in the 1-3-year maturity range where we are finding value due to the highest rates seen in the past 20 years and the markets expectations for the FED to start cutting rates in 2024.. We believe it is important to generate current income, and extending into 1-3-year maturities provides a great opportunity to increase the predictability of your future income stream.
- The market shows increased probability that the FED will begin cutting rates in the 1st half of 2024. The Fed Funds Futures anticipate at least 3-4 rate cuts by the end of this year. Investing funds in longer maturity ranges to lock in favorable yields will also give the District more visibility and confidence to better forecast earnings for future budgeting purposes.

Del Mar's partner in
Treasury management.



Disclosure



Meeder Public Funds, Inc., dba Patterson & Associates is a registered investment adviser with the Securities and Exchange Commission (SEC) under the Investment Advisers Act of 1940. Registration with the SEC does not imply a certain level of skill or training. The opinions expressed in this presentation are those of Meeder Public Funds, Inc. The material presented has been derived from sources considered to be reliable, but the accuracy and completeness cannot be guaranteed.

Past performance does not guarantee future results. Opinions and forecasts are all subject to change at any time, based on market and other conditions, and should not be construed as a recommendation of any specific security. Investing in securities involves inherent risks, including the risk that you can lose the value of your investment. Any forecast, projection, or prediction of the market, the economy, economic trends, and fixed-income markets are based upon current opinion as of the date of issue and are also subject to change. Opinions and data presented are not necessarily indicative of future events or expected performance. Meeder Public Funds, Inc., dba Patterson & Associates cannot and does not claim to be able to accurately predict the future investment performance of any individual security or of any asset class. There is no assurance that the investment process will consistently lead to successful results. The investment return and principal value of an investment will fluctuate, thus an investor's shares, or units, when redeemed, may be worth more or less than their original cost.

Patterson & Associates

Barton Oaks Plaza II
901 S. MoPac Expy
Suite 195
Austin, Texas
78746

800.817.2442



QUARTERLY INVESTMENT REPORT

Del Mar College

NOVEMBER 30, 2023



MEEDER

PUBLIC FUNDS

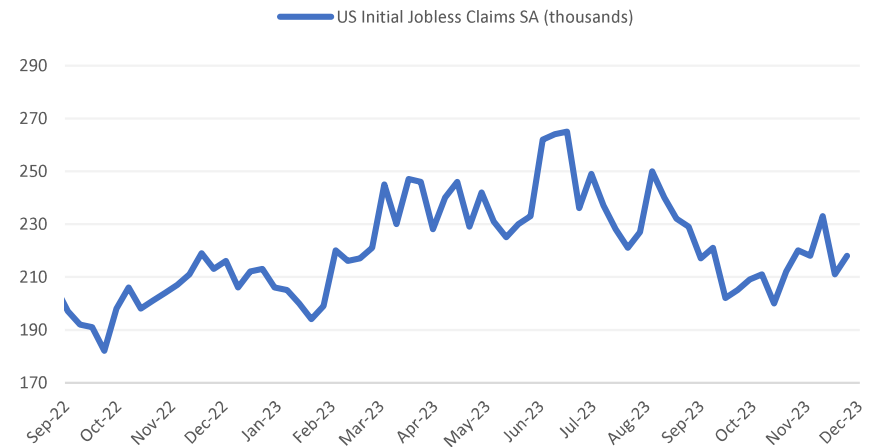
A Fed Pause Turn Into a Fed Pivot?

In November, the Federal Open Market Committee unanimously voted to leave rates unchanged for the second consecutive meeting, leaving the target range for the federal funds rate at 5.25% - 5.50%. Chairman Jerome Powell messaged throughout the month that it is too early to declare an end to rate hikes, much less to speculate when rate cuts will happen. Powell cautioned that “It would be premature to conclude with confidence that we have achieved a sufficiently restrictive stance, or to speculate on when policy might ease”. However, markets still expect rate cuts in 2024 as yields moved lower during the month.

The labor market continues to soften, leading markets to believe we are at the end of the rate hiking cycle. The October US Employment report was softer than expected, showing that the US economy added 150,000 jobs during the month compared to 336,000 in the prior month. Year-over-year wage increases continue to slow, now down to 4.1%, the lowest reading since July 2021. Even though the labor force continues to grow, average hours worked have stalled and are back to pre-pandemic levels. Jobless claims continue to grind higher, and the unemployment rate ticked up to 3.9% from 3.8% previously.

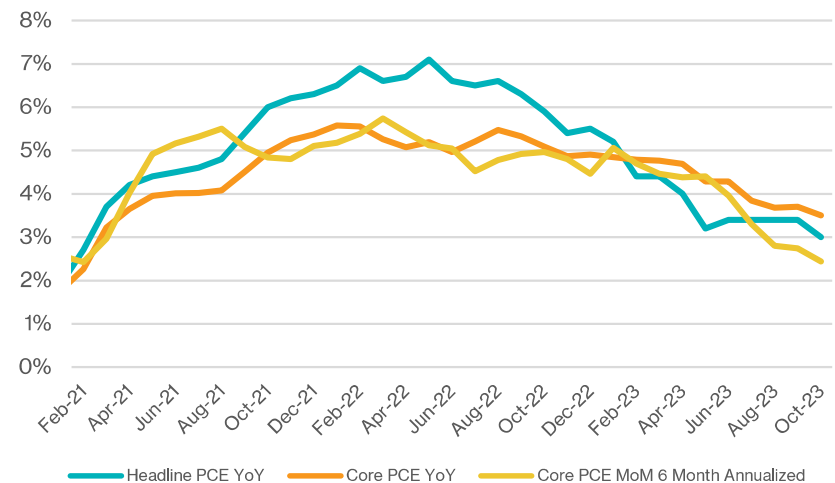
Inflation data continues to weaken as well. The core Personal Consumption Expenditures (PCE) Index, the Federal Reserve’s preferred measure of price inflation, continues to moderate. Data from October showed that inflation slowed to an annual pace of 3.5%, the lowest level since August 2021. Month-over-month, the index increased by just 0.16%, and annualizing the last 6 monthly increases shows consumer prices are increasing at a rate of 2.44%, within striking distance of the Federal Reserve’s target.

Jobless Claims Increasing



SOURCE: BLOOMBERG

Inflation Trending Lower



SOURCE: BLOOMBERG

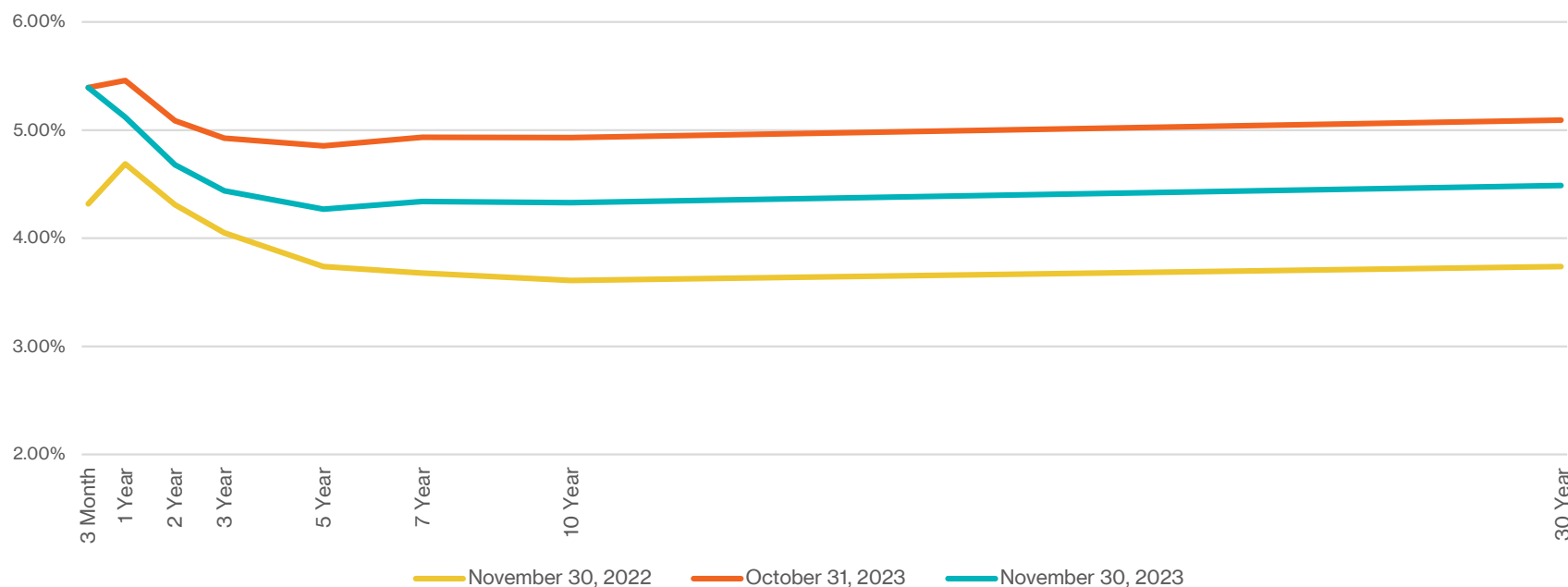
Rates Retreat from October Highs



We are getting closer to the end of the Federal Reserve's historic rate hiking cycle, and markets continue to price in a more aggressive pace of rate cuts. At the end of October, markets were pricing in nearly three rate cuts in 2024. By the end of November, markets had priced in another two rate cuts for a total of five by the end of 2024. This shift in market expectations for monetary policy prompted the 2-year treasury yield to decline by 0.41% to 4.68%. Likewise, long-term bond yields also decreased, as the 10-year treasury declined by 0.60% to 4.33%. The spread between the 2-year and 10-year treasury yield decreased by 0.20% to -0.36% from -0.16%, keeping the curve inverted and signaling lower policy rates ahead.

We will continue to look to add value by picking up incremental yield on high-quality bonds. Rates are still near historic levels not seen since 2007, making this a very attractive time to buy longer maturities and lock in yields.


US Treasury Yield Curve




Del Mar College
Portfolio Summary Management Report
August 31, 2023 – November 30, 2023

This quarterly report is in compliance with the investment policy and strategy as established for Del Mar College and the Public Funds Investment Act (Chapter 2256, Texas Government Code).

<u>Portfolio as of 08/31/23:</u>		<u>Portfolio as of 11/30/23:</u>	
Beginning Book Value	\$ 100,906,533	Ending Book Value	\$ 110,357,901
Beginning Market Value	\$ 98,095,739	Ending Market Value	\$ 108,546,937
Unrealized Gain/Loss	\$ (2,810,794)	Accrued Interest Receivable	\$ 80,135
¹ WAM at Beginning Period Date	245 days	Unrealized Gain/Loss	\$ (1,810,964)
		WAM at Ending Period Date	160 days
		² Change in Market Value	\$ 10,451,198
Average Yield for Quarter:	1.804%		
Average Yield 3 month T-Bill:	5.560%		
Average Yield 6 month T-Bill:	5.510%		



Dr. Catherine West
Director of Accounting – Del Mar College



Jason Headings
Senior Vice President – Meeder Public Funds



Mr. John Johnson
Comptroller – Del Mar College

Notes: ¹ Meeder Public Funds has assisted in the preparation of this consolidated quarterly report, with additional input provided by Del Mar College. *WAM* represents weighted average maturity. ²*Change in Market Value* is required data, but will primarily reflect the receipt and expenditure of the College's funds from quarter to quarter.

Your Portfolio

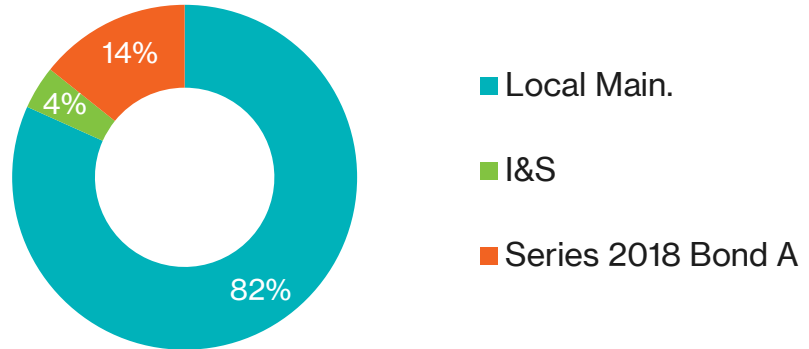
As of November 30, 2023

Your Portfolio Statistics

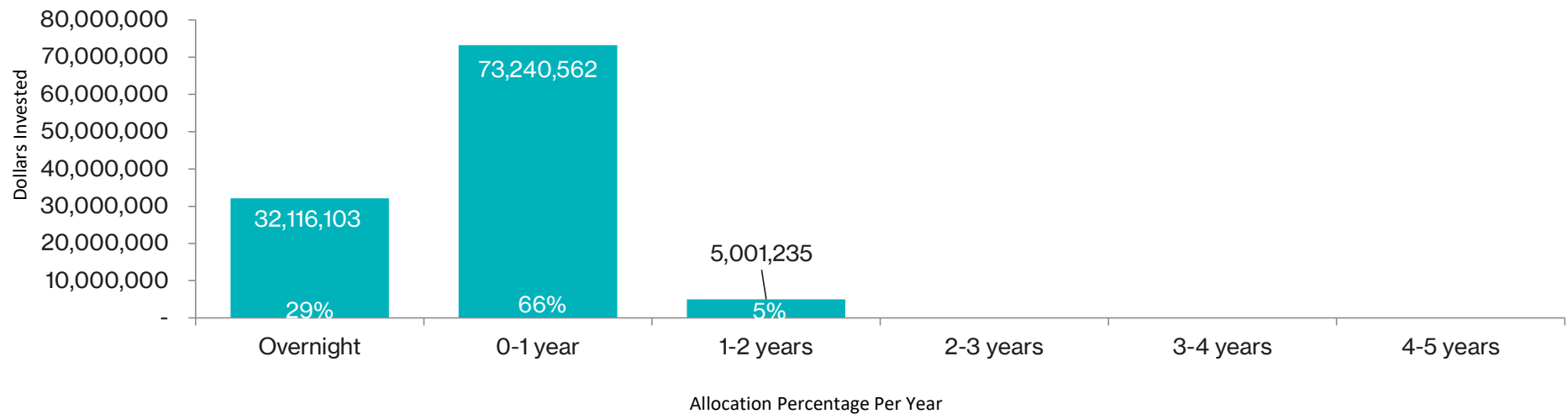
Weighted Average Maturity 0.44 years

Weighted Average Yield (All Funds) 2.53%

Your Asset Allocation



Your Maturity Distribution





Del Mar College
Portfolio Management
Portfolio Summary
November 30, 2023

Meeder Public Funds
901 S. MoPac
Suite 300
Austin, TX 78746

Investments	Par Value	Market Value	Book Value	% of Portfolio	Term	Days to Maturity	YTM 365 Equiv.
Stagecoach Sweep	5,402,473.52	5,402,473.52	5,402,473.52	4.90	1	1	5.222
Commercial Paper Disc. -Amortizing	5,000,000.00	4,877,655.00	4,876,452.77	4.42	179	158	5.873
Federal Agency Coupon Securities	54,000,000.00	52,554,084.13	54,001,235.55	48.93	653	255	1.141
Municipal Bonds	19,300,000.00	18,999,094.30	19,364,109.12	17.55	828	158	0.625
Bank Accts/CD's - Int. Mon/Qtr/Ann	246.23	246.23	246.23	0.00	1	1	1.094
LOGIC	26,713,383.73	26,713,383.73	26,713,383.73	24.21	1	1	5.560
	110,416,103.48	108,546,936.91	110,357,900.92	100.00%	473	160	2.529
Investments							
Cash and Accrued Interest							
Accrued Interest at Purchase		6,652.78	6,652.78				
Subtotal		6,652.78	6,652.78				
Total Cash and Investments	110,416,103.48	108,553,589.69	110,364,553.70		473	160	2.529
Total Earnings							
November 30 Month Ending							
Current Year	216,949.13		431,241.33				

The following reports are submitted in accordance with the Public Funds Investment (Texas Gov't Code 2256). The reports also offer supplemental information not required by the Act in order to fully inform the governing body of the Del Mar College of the position and activity within the College's portfolio of investments. The reports include a management summary overview, a detailed inventory report for the end of the period, a transaction report, as well as graphic representations of the portfolio to provide full disclosure to the governing body.


John Johnson, Comptroller

11/23/2023

Reporting period 11/01/2023-11/30/2023
Data Updated: SET_DMAR: 12/18/2023 11:19
Run Date: 12/18/2023 - 11:19

Portfolio DMAR
AP
PM (PRF_PM1) 7.3.0
Report Ver. 7.3.6.1



**Del Mar College
Summary by Type
November 30, 2023
Grouped by Fund**

Meeder Public Funds
901 S. MoPac
Suite 300
Austin, TX 78746
-

Security Type	Number of Investments	Par Value	Book Value	% of Portfolio	Average YTM 365	Average Days to Maturity
Fund: Local Maintenance						
Federal Agency Coupon Securities	10	42,000,000.00	42,001,235.55	38.06	1.316	244
LOGIC	1	25,424,406.96	25,424,406.96	23.04	5.560	1
Commercial Paper Disc. -Amortizing	1	5,000,000.00	4,876,452.77	4.42	5.873	158
Municipal Bonds	4	12,355,000.00	12,419,109.12	11.25	0.616	121
Bank Accts/CD's - Int. Mon/Qtr/Ann	1	0.00	0.00	0.00	0.000	0
Stagecoach Sweep	1	5,402,473.52	5,402,473.52	4.90	5.222	1
Subtotal	18	90,181,880.48	90,123,677.92	81.67	2.897	140
Fund: Plant						
LOGIC	1	12,837.83	12,837.83	0.01	5.560	1
Subtotal	1	12,837.83	12,837.83	0.01	5.560	1
Fund: Rev Bond I & S						
Municipal Bonds	1	1,800,000.00	1,800,000.00	1.63	0.794	152
LOGIC	1	337,015.09	337,015.09	0.31	5.560	1
Bank Accts/CD's - Int. Mon/Qtr/Ann	1	242.66	242.66	0.00	1.110	1
Subtotal	3	2,137,257.75	2,137,257.75	1.94	1.546	128
Fund: Tax Bond I&S						
LOGIC	1	939,123.85	939,123.85	0.85	5.560	1
Municipal Bonds	1	1,430,000.00	1,430,000.00	1.30	0.800	183
Bank Accts/CD's - Int. Mon/Qtr/Ann	1	3.57	3.57	0.00	0.000	1
Subtotal	3	2,369,127.42	2,369,127.42	2.15	2.687	111
Fund: 2018 Tax Bond A						
Municipal Bonds	1	3,715,000.00	3,715,000.00	3.37	0.505	275
Federal Agency Coupon Securities	3	12,000,000.00	12,000,000.00	10.87	0.530	292
Subtotal	4	15,715,000.00	15,715,000.00	14.24	0.524	288

Total and Average

29

110,416,103.48

110,357,900.92

100.00

2.529

160



Del Mar College
Fund LMAIN - Local Maintenance
Investments by Fund
November 30, 2023

Meeder Public Funds
 901 S. MoPac
 Suite 300
 Austin, TX 78746
 -

CUSIP	Investment #	Issuer	Purchase Date	Book Value	Par Value	Market Value	Current Rate	YTM 360	YTM 365	Maturity Date	Days To Maturity
Stagecoach Sweep											
21309	298	Wells Fargo Stagecoach Sweep	09/01/2023	5,402,473.52	5,402,473.52	5,402,473.52	5.222	5.150	5.221		1
Subtotal and Average				5,402,473.52	5,402,473.52	5,402,473.52		5.150	5.222		1
Commercial Paper Disc. -Amortizing											
55609EE79	537	Macquarie Int'l CP	11/10/2023	4,876,452.77	5,000,000.00	4,877,655.00		5.792	5.872	05/07/2024	158
Subtotal and Average				4,876,452.77	5,000,000.00	4,877,655.00		5.792	5.873		158
Federal Agency Coupon Securities											
3130ANSW1	512	FHLB Call Note	07/01/2022	2,000,000.00	2,000,000.00	1,972,080.84	0.370	0.364	0.369	03/13/2024	103
3130AMT85	515	FHLB Call Note	08/01/2022	10,000,000.00	10,000,000.00	9,723,939.80	0.400	0.394	0.399	06/28/2024	210
3130ALJ70	523	FHLB Call Note	01/01/2023	2,500,000.00	2,500,000.00	2,465,641.20	0.400	0.394	0.399	03/12/2024	102
3130ANSN1	531	FHLB Call Note	03/21/2023	5,000,000.00	5,000,000.00	4,810,168.50	0.500	0.493	0.499	09/20/2024	294
3130AMZC9	532	FHLB Call Note	04/01/2023	5,000,000.00	5,000,000.00	4,854,935.65	0.500	0.493	0.499	07/12/2024	224
3130AVKN1	533	FHLB Call Note	04/05/2023	2,500,000.00	2,500,000.00	2,495,973.30	5.150	5.083	5.153	04/30/2024	151
3130AVKJ0	535	FHLB Call Note	04/24/2023	2,500,000.00	2,500,000.00	2,487,725.78	5.250	5.178	5.250	04/24/2025	510
3130AMWDO	536	FHLB Call Note	07/13/2023	5,000,000.00	5,000,000.00	4,851,948.05	0.400	0.394	0.399	07/12/2024	224
3130AN5A4	538	FHLB Call Note	11/01/2023	5,000,000.00	5,000,000.00	4,845,670.70	0.500	0.493	0.499	07/26/2024	238
3134GYKW1	534	FHLMC Call Note	04/05/2023	2,501,235.55	2,500,000.00	2,494,642.62	5.650	5.528	5.605	03/07/2025	462
Subtotal and Average				42,001,235.55	42,000,000.00	41,002,726.44		1.298	1.316		244
Municipal Bonds											
6022453S9	503	Milwaukee County WI	11/23/2021	4,000,000.00	4,000,000.00	4,000,000.00	2.000	0.542	0.550	12/01/2023	0
60636WNR2	518	MO St Highways & Transit Comm	11/01/2022	2,540,045.47	2,500,000.00	2,496,650.00	5.002	1.099	1.114	05/01/2024	152
678807QS0	526	Oklahoma County OK ISD	02/01/2023	3,666,634.74	3,655,000.00	3,582,959.95	1.000	0.326	0.331	07/01/2024	213
791526SZ0	530	St Louis County MO	03/01/2023	2,212,428.91	2,200,000.00	2,169,750.00	2.000	0.627	0.636	05/01/2024	152
Subtotal and Average				12,419,109.12	12,355,000.00	12,249,359.95		0.608	0.616		121
Bank Accts/CD's - Int. Mon/Qtr/Ann											
6936021309	209	Wells Fargo Analyzed Bus. Chck	09/01/2014	0.00	0.00	0.00					1
Subtotal and Average				0.00	0.00	0.00		0.000	0.000		0

**Fund LMAIN - Local Maintenance
Investments by Fund
November 30, 2023**

Page 2

CUSIP	Investment #	Issuer	Purchase Date	Book Value	Par Value	Market Value	Current Rate	YTM 360	YTM 365	Maturity Days To Date Maturity
LOGIC										
999999996	42	LOGIC	09/01/2006	25,424,406.96	25,424,406.96	25,424,406.96	5.560	5.483	5.559	1
Subtotal and Average				25,424,406.96	25,424,406.96	25,424,406.96		5.484	5.560	1
Total Investments and Average				90,123,677.92	90,181,880.48	88,956,621.87		2.858	2.897	139

Fund PLANT - Plant
Investments by Fund
November 30, 2023

Page 3

CUSIP	Investment #	Issuer	Purchase Date	Book Value	Par Value	Market Value	Current Rate	YTM 360	YTM 365	Maturity Days To Date Maturity
LOGIC										
999999996	261	LOGIC	01/27/2017	12,837.83	12,837.83	12,837.83	5.560	5.483	5.559	1
Subtotal and Average				12,837.83	12,837.83	12,837.83		5.484	5.560	1
Total Investments and Average				12,837.83	12,837.83	12,837.83		5.484	5.560	1

Fund RBIS - Rev Bond I & S
Investments by Fund
November 30, 2023

Page 4

CUSIP	Investment #	Issuer	Purchase Date	Book Value	Par Value	Market Value	Current Rate	YTM 360	YTM 365	Maturity Days To Date Maturity
Municipal Bonds										
356731BZ1	463	Village of Freeport NY	10/07/2020	1,800,000.00	1,800,000.00	1,766,628.00	0.794	0.783	0.794	05/01/2024 152
Subtotal and Average				1,800,000.00	1,800,000.00	1,766,628.00		0.783	0.794	152
Bank Accts/CD's - Int. Mon/Qtr/Ann										
6913041023	205	Wells Fargo Bus.Checking Plus	08/01/2014	242.66	242.66	242.66	1.110	1.094	1.110	1
Subtotal and Average				242.66	242.66	242.66		1.095	1.110	1
LOGIC										
999999996	107	LOGIC	08/27/2009	337,015.09	337,015.09	337,015.09	5.560	5.483	5.559	1
Subtotal and Average				337,015.09	337,015.09	337,015.09		5.484	5.560	1
Total Investments and Average				2,137,257.75	2,137,257.75	2,103,885.75		1.524	1.546	128

Fund TAX - Tax Bond I&S
Investments by Fund
November 30, 2023

Page 5

CUSIP	Investment #	Issuer	Purchase Date	Book Value	Par Value	Market Value	Current Rate	YTM 360	YTM 365	Maturity Days To Date Maturity
Municipal Bonds										
683548EQ0	454	Opelika AL Utilities	09/16/2020	1,430,000.00	1,430,000.00	1,398,540.00	0.800	0.789	0.800	06/01/2024 183
Subtotal and Average				1,430,000.00	1,430,000.00	1,398,540.00		0.789	0.800	183
Bank Accts/CD's - Int. Mon/Qtr/Ann										
6913041015	208	Wells Fargo Analyzed Bus. Chck	09/01/2014	3.57	3.57	3.57				1
Subtotal and Average				3.57	3.57	3.57		0.000	0.000	1
LOGIC										
999999996	49	LOGIC	09/01/2006	939,123.85	939,123.85	939,123.85	5.560	5.483	5.559	1
Subtotal and Average				939,123.85	939,123.85	939,123.85		5.484	5.560	1
Total Investments and Average				2,369,127.42	2,369,127.42	2,337,667.42		2.650	2.687	110

Fund TAX18A - 2018 Tax Bond A
Investments by Fund
November 30, 2023

Page 6

CUSIP	Investment #	Issuer	Purchase Date	Book Value	Par Value	Market Value	Current Rate	YTM 360	YTM 365	Maturity Days To Date Maturity
Federal Agency Coupon Securities										
31422XMV1	495	FRMAC Call Note	10/04/2021	2,500,000.00	2,500,000.00	2,400,811.95	0.500	0.493	0.500	10/04/2024 308
3130ANMN7	490	FHLB Call Note	08/26/2021	4,500,000.00	4,500,000.00	4,344,206.99	0.520	0.516	0.524	08/26/2024 269
3130APAR6	493	FHLB Call Note	09/30/2021	5,000,000.00	5,000,000.00	4,806,338.75	0.550	0.542	0.550	09/30/2024 304
Subtotal and Average				12,000,000.00	12,000,000.00	11,551,357.69		0.523	0.530	291
Municipal Bonds										
298101GX8	476	City of Eudora KS	04/19/2021	3,715,000.00	3,715,000.00	3,584,566.35	0.500	0.498	0.504	09/01/2024 275
Subtotal and Average				3,715,000.00	3,715,000.00	3,584,566.35		0.498	0.505	275
Total Investments and Average				15,715,000.00	15,715,000.00	15,135,924.04		0.517	0.524	287



Del Mar College
Cash Reconciliation Report
For the Period September 1, 2023 - November 30, 2023
Grouped by Fund

Meeder Public Funds
901 S. MoPac
Suite 300
Austin, TX 78746
-

Trans. Date	Investment #	Fund	Trans. Type	Security ID	Par Value	Security Description	Maturity Date	Purchases	Interest	Redemptions	Cash
Local Maintenance											
09/07/2023	534	LMAIN	Interest	3134GYKW1	2,500,000.00	FHLMCC 2.5M 5.65% Mat.	03/07/2025	0.00	70,625.00	0.00	70,625.00
09/12/2023	523	LMAIN	Interest	3130ALJ70	2,500,000.00	FHLBC 2.5M 0.40% Mat. 03/12/2024	03/12/2024	0.00	5,000.00	0.00	5,000.00
09/13/2023	512	LMAIN	Interest	3130ANSW1	2,000,000.00	FHLBC 2.0M 0.37% Mat. 03/13/2024	03/13/2024	0.00	3,700.00	0.00	3,700.00
09/18/2023	524	LMAIN	Maturity	87019SWJ9	5,000,000.00	SWEDBK 5.0M 0.00% Mat.	09/18/2023	0.00	0.00	5,000,000.00	5,000,000.00
09/20/2023	531	LMAIN	Interest	3130ANSN1	5,000,000.00	FHLBC 5.0M 0.50% Mat. 09/20/2024	09/20/2024	0.00	12,500.00	0.00	12,500.00
10/05/2023	533	LMAIN	Interest	3130AVKN1	2,500,000.00	FHLBC 2.5M 5.15% Mat. 04/30/2024	04/30/2024	0.00	64,375.00	0.00	64,375.00
10/11/2023	502	LMAIN	Sale	3130APLJ2	8,500,000.00	0.0M 0.50%	11/17/2023	0.00	0.00	2,985,099.21	2,985,099.21
10/16/2023	525	LMAIN	Maturity	4497W1XG6	3,000,000.00	INGFD 3.0M 0.00% Mat. 10/16/2023	10/16/2023	0.00	0.00	3,000,000.00	3,000,000.00
10/24/2023	535	LMAIN	Interest	3130AVKJ0	2,500,000.00	FHLBC 2.5M 5.25% Mat. 04/24/2025	04/24/2025	0.00	65,625.00	0.00	65,625.00
11/01/2023	497	LMAIN	Interest	851026EC4	2,365,000.00	SPRING 2.4M 0.65% Mat.	11/01/2023	0.00	7,686.25	0.00	7,686.25
11/01/2023	498	LMAIN	Interest	60636VBZ9	2,765,000.00	MODEV 2.8M 0.30% Mat.	11/01/2023	0.00	4,147.50	0.00	4,147.50
11/01/2023	518	LMAIN	Interest	60636WNR2	2,500,000.00	MOHWYS 2.5M 5.00% Mat.	05/01/2024	0.00	62,525.00	0.00	62,525.00
11/01/2023	530	LMAIN	Interest	791526SZ0	2,200,000.00	STLOUI 2.2M 2.00% Mat.	05/01/2024	0.00	22,000.00	0.00	22,000.00
11/01/2023	497	LMAIN	Maturity	851026EC4	2,365,000.00	SPRING 2.4M 0.65% Mat.	11/01/2023	0.00	0.00	2,365,000.00	2,365,000.00
11/01/2023	498	LMAIN	Maturity	60636VBZ9	2,765,000.00	MODEV 2.8M 0.30% Mat.	11/01/2023	0.00	0.00	2,765,000.00	2,765,000.00
11/01/2023	538	LMAIN	Purchase	3130AN5A4	5,000,000.00	FHLBC 5.0M 0.50% Mat. 07/26/2024	07/26/2024	-5,000,000.00	-6,597.22	0.00	-5,006,597.22
11/10/2023	537	LMAIN	Purchase	55609EE79	5,000,000.00	MACQCP 5.0M 0.00% Mat.	05/07/2024	-4,860,031.94	0.00	0.00	-4,860,031.94
11/17/2023	502	LMAIN	Interest	3130APLJ2	8,500,000.00	FHLBC 8.5M 0.50% Mat. 11/17/2023	11/17/2023	0.00	13,750.00	0.00	13,750.00
11/17/2023	502	LMAIN	Maturity	3130APLJ2	8,500,000.00	FHLBC 8.5M 0.50% Mat. 11/17/2023	11/17/2023	0.00	0.00	5,500,000.00	5,500,000.00
Subtotal								-9,860,031.94	325,336.53	21,615,099.21	12,080,403.80
Rev Bond I & S											
11/01/2023	463	RBIS	Interest	356731BZ1	1,800,000.00	FREENY 1.8M 0.79% Mat.	05/01/2024	0.00	7,146.00	0.00	7,146.00
Subtotal								0.00	7,146.00	0.00	7,146.00
2018 Tax Bond A											
09/01/2023	476	TAX18A	Interest	298101GX8	3,715,000.00	EUDORA 3.7M 0.50% Mat.	09/01/2024	0.00	9,287.50	0.00	9,287.50
10/02/2023	493	TAX18A	Interest	3130APAR6	5,000,000.00	FHLBC 5.0M 0.55% Mat. 09/30/2024	09/30/2024	0.00	13,750.00	0.00	13,750.00
10/04/2023	495	TAX18A	Interest	31422XMV1	2,500,000.00	FAMCAC 2.5M 0.50% Mat.	10/04/2024	0.00	6,250.00	0.00	6,250.00
11/01/2023	489	TAX18A	Interest	3130AN5A4	5,000,000.00	FHLBC 5.0M 0.50% Mat. 07/26/2024	07/26/2024	0.00	6,597.22	0.00	6,597.22
11/01/2023	489	TAX18A	Sale	3130AN5A4	5,000,000.00	0.0M 0.50%	07/26/2024	0.00	0.00	5,000,000.00	5,000,000.00
Subtotal								0.00	35,884.72	5,000,000.00	5,035,884.72
Total								-9,860,031.94	368,367.25	26,615,099.21	17,123,434.52



Del Mar College
Purchases Report
Sorted by Fund - Issuer
September 1, 2023 - November 30, 2023

Meeder Public Funds
901 S. MoPac
Suite 300
Austin, TX 78746
-

CUSIP	Investment #	Fund	Sec. Type	Issuer	Original Par Value	Purchase Date	Payment Periods	Principal Purchased	Accrued Interest at Purchase	Rate at Purchase	Maturity Date	YTM	Ending Book Value
Local Maintenance													
3130AN5A4	538	LMAIN	FAC	FHLBC	5,000,000.00	11/01/2023	01/26 - 07/26	5,000,000.00	6,597.22	0.500	07/26/2024	0.500	5,000,000.00
55609EE79	537	LMAIN	ACP	MACQCP	5,000,000.00	11/10/2023	05/07 - At Maturity	4,860,031.94			05/07/2024	5.792	4,876,452.77
Subtotal					10,000,000.00			9,860,031.94	6,597.22				9,876,452.77
Total Purchases					10,000,000.00			9,860,031.94	6,597.22				9,876,452.77



Del Mar College
Maturity Report
Sorted by Maturity Date

Meeder Public Funds
901 S. MoPac
Suite 300
Austin, TX 78746
-

Amounts due during September 1, 2023 - November 30, 2023

CUSIP	Investment #	Fund	Sec. Type	Issuer	Par Value	Maturity Date	Purchase Date	Rate at Maturity	Book Value at Maturity	Interest	Maturity Proceeds	Net Income
87019SWJ9	524	LMAIN	ACP	SWEDBK	5,000,000.00	09/18/2023	01/19/2023		5,000,000.00	0.00	5,000,000.00	0.00
4497W1XG6	525	LMAIN	ACP	INGFD	3,000,000.00	10/16/2023	01/26/2023		3,000,000.00	0.00	3,000,000.00	0.00
60636VBZ9	498	LMAIN	MC1	MODEV	2,765,000.00	11/01/2023	10/12/2021	0.300	2,765,000.00	4,147.50	2,769,147.50	4,147.50
851026EC4	497	LMAIN	MC1	SPRING	2,365,000.00	11/01/2023	10/07/2021	0.650	2,365,000.00	7,686.25	2,372,686.25	7,686.25
3130APLJ2	502	LMAIN	FAC	FHLBC	5,500,000.00	11/17/2023	11/17/2021	0.500	5,500,000.00	13,750.00	5,513,750.00	13,750.00
Total Maturities					18,630,000.00				18,630,000.00	25,583.75	18,655,583.75	25,583.75



Del Mar College
Sales/Call Report
Sorted by Maturity Date - Fund
September 1, 2023 - November 30, 2023

Meeder Public Funds
901 S. MoPac
Suite 300
Austin, TX 78746
-

CUSIP	Investment #	Fund	Issuer Sec. Type	Purchase Date	Redem. Date Matur. Date	Par Value	Rate at Redem.	Book Value at Redem.	Redemption Principal	Redemption Interest	Total Amount	Net Income
11/17/2023												
3130APLJ2	502	LMAIN	FHLBC FAC	11/17/2021	10/11/2023 11/17/2023	3,000,000.00	0.500	3,000,000.00	2,985,099.21	6,000.00	2,991,099.21 Sale	-8,900.79
Subtotal						3,000,000.00		3,000,000.00	2,985,099.21	6,000.00	2,991,099.21	-8,900.79
07/26/2024												
3130AN5A4	489	TAX18A	FHLBC FAC	07/26/2021	11/01/2023 07/26/2024	5,000,000.00	0.500	5,000,000.00	5,000,000.00	6,597.22	5,006,597.22 Sale	6,597.22
Subtotal						5,000,000.00		5,000,000.00	5,000,000.00	6,597.22	5,006,597.22	6,597.22
Total Sales						8,000,000.00		8,000,000.00	7,985,099.21	12,597.22	7,997,696.43	-2,303.57



Del Mar College
Interest Earnings
Sorted by Fund - Fund
September 1, 2023 - November 30, 2023
Yield on Beginning Book Value

Meeder Public Funds
901 S. MoPac
Suite 300
Austin, TX 78746
-

										Adjusted Interest Earnings		
CUSIP	Investment #	Fund	Security Type	Ending Par Value	Beginning Book Value	Ending Book Value	Maturity Date	Current Rate	Annualized Yield	Interest Earned	Amortization/ Accretion	Adjusted Interest Earnings
Fund: Local Maintenance												
999999996	42	LMAIN	RR3	25,424,406.96	2,759,913.72	25,424,406.96		5.560	16.639	114,493.24	0.00	114,493.24
6936021309	209	LMAIN	RRP	0.00	10,049.00	0.00				0.00	0.00	0.00
3130ANSW1	512	LMAIN	FAC	2,000,000.00	2,000,000.00	2,000,000.00	03/13/2024	0.370	0.371	1,850.00	0.00	1,850.00
3130APLJ2	502	LMAIN	FAC	0.00	8,500,000.00	0.00	11/17/2023	0.500	-0.414	7,472.22	0.00	7,472.22
3130AN5A4	538	LMAIN	FAC	5,000,000.00	0.00	5,000,000.00	07/26/2024	0.500	0.507	2,083.34	0.00	2,083.34
3130AMT85	515	LMAIN	FAC	10,000,000.00	10,000,000.00	10,000,000.00	06/28/2024	0.400	0.401	10,000.00	0.00	10,000.00
3130AMZC9	532	LMAIN	FAC	5,000,000.00	5,000,000.00	5,000,000.00	07/12/2024	0.500	0.501	6,250.00	0.00	6,250.00
3130ANSN1	531	LMAIN	FAC	5,000,000.00	5,000,000.00	5,000,000.00	09/20/2024	0.500	0.501	6,250.00	0.00	6,250.00
3130AMWD0	536	LMAIN	FAC	5,000,000.00	5,000,000.00	5,000,000.00	07/12/2024	0.400	0.401	5,000.00	0.00	5,000.00
3130AVKJ0	535	LMAIN	FAC	2,500,000.00	2,500,000.00	2,500,000.00	04/24/2025	5.250	5.264	32,812.50	0.00	32,812.50
3130ALJ70	523	LMAIN	FAC	2,500,000.00	2,500,000.00	2,500,000.00	03/12/2024	0.400	0.401	2,500.00	0.00	2,500.00
3130AVKN1	533	LMAIN	FAC	2,500,000.00	2,500,000.00	2,500,000.00	04/30/2024	5.150	5.164	32,187.50	0.00	32,187.50
3134GYKW1	534	LMAIN	FAC	2,500,000.00	2,501,479.41	2,501,235.55	03/07/2025	5.650	5.623	35,312.50	-243.86	35,068.64
21309	298	LMAIN	LA1	5,402,473.52	1,847,645.50	5,402,473.52		5.222	15.506	71,428.99	0.00	71,428.99
678807QS0	526	LMAIN	MC1	3,655,000.00	3,671,621.06	3,666,634.74	07/01/2024	1.000	0.453	9,137.50	-4,986.32	4,151.18
60636WNR2	518	LMAIN	MC1	2,500,000.00	2,564,072.75	2,540,045.47	05/01/2024	5.002	1.132	31,262.50	-24,027.28	7,235.22
851026EC4	497	LMAIN	MC1	0.00	2,365,154.49	0.00	11/01/2023	0.650	0.609	2,562.08	-154.49	2,407.59
60636VBZ9	498	LMAIN	MC1	0.00	2,765,000.00	0.00	11/01/2023	0.300	0.299	1,382.50	0.00	1,382.50
791526SZ0	530	LMAIN	MC1	2,200,000.00	2,219,886.25	2,212,428.91	05/01/2024	2.000	0.640	11,000.00	-7,457.34	3,542.66
6022453S9	503	LMAIN	MC1	4,000,000.00	4,014,395.05	4,000,000.00	12/01/2023	2.000	0.560	20,000.00	-14,395.05	5,604.95
87019SWJ9	524	LMAIN	ACP	0.00	4,988,430.56	0.00	09/18/2023		4.980	0.00	11,569.44	11,569.44
4497W1XG6	525	LMAIN	ACP	0.00	2,981,400.00	0.00	10/16/2023		5.060	0.00	18,600.00	18,600.00
55609EE79	537	LMAIN	ACP	5,000,000.00	0.00	4,876,452.77	05/07/2024		5.873	0.00	16,420.83	16,420.83
Subtotal				90,181,880.48	75,689,047.79	90,123,677.92			2.286	402,984.87	-4,674.07	398,310.80
Fund: Plant												
999999996	261	PLANT	RR3	12,837.83	12,662.15	12,837.83		5.560	5.565	175.68	0.00	175.68
Subtotal				12,837.83	12,662.15	12,837.83			5.565	175.68	0.00	175.68

Del Mar College
Interest Earnings
September 1, 2023 - November 30, 2023

											Adjusted Interest Earnings	
CUSIP	Investment #	Fund	Security Type	Ending Par Value	Beginning Book Value	Ending Book Value	Maturity Date	Current Rate	Annualized Yield	Interest Earned	Amortization/ Accretion	Adjusted Interest Earnings
Fund: Rev Bond I & S												
999999996	107	RBIS	RR3	337,015.09	332,403.03	337,015.09	05/01/2024	5.560	5.565	4,612.06	0.00	4,612.06
6913041023	205	RBIS	RRP	242.66	242.00	242.66		1.110	1.094	0.66	0.00	0.66
356731BZ1	463	RBIS	MC1	1,800,000.00	1,800,000.00	1,800,000.00		0.794	0.796	3,573.00	0.00	3,573.00
Subtotal				2,137,257.75	2,132,645.03	2,137,257.75			1.540	8,185.72	0.00	8,185.72
Fund: Tax Bond I&S												
999999996	49	TAX	RR3	939,123.85	927,174.34	939,123.85	06/01/2024	5.560	5.169	11,949.51	0.00	11,949.51
6913041015	208	TAX	RRP	3.57	3.57	3.57				0.00	0.00	0.00
683548EQ0	454	TAX	MC1	1,430,000.00	1,430,000.00	1,430,000.00		0.800	0.802	2,860.00	0.00	2,860.00
Subtotal				2,369,127.42	2,357,177.91	2,369,127.42			2.520	14,809.51	0.00	14,809.51
Fund: 2018 Tax Bond A												
3130APAR6	493	TAX18A	FAC	5,000,000.00	5,000,000.00	5,000,000.00	09/30/2024	0.550	0.552	6,875.00	0.00	6,875.00
3130ANMN7	490	TAX18A	FAC	4,500,000.00	4,500,000.00	4,500,000.00	08/26/2024	0.520	0.521	5,850.00	0.00	5,850.00
3130AN5A4	489	TAX18A	FAC	0.00	5,000,000.00	0.00	07/26/2024	0.500	0.499	4,166.66	0.00	4,166.66
31422XMV1	495	TAX18A	FAC	2,500,000.00	2,500,000.00	2,500,000.00	10/04/2024	0.500	0.501	3,125.00	0.00	3,125.00
298101GX8	476	TAX18A	MC1	3,715,000.00	3,715,000.00	3,715,000.00	09/01/2024	0.500	0.501	4,643.75	0.00	4,643.75
Subtotal				15,715,000.00	20,715,000.00	15,715,000.00			0.519	24,660.41	0.00	24,660.41
Total				110,416,103.48	100,906,532.88	110,357,900.92			1.915	450,816.19	-4,674.07	446,142.12



Del Mar College
Amortization Schedule
September 1, 2023 - November 30, 2023
Sorted By Fund - Fund

Meeder Public Funds
 901 S. MoPac
 Suite 300
 Austin, TX 78746
 -

Investment #		Maturity Date	Beginning Par Value				Amounts Amortized			
Issuer	Fund	Amort. Date	Current Rate	Purchase Principal	Original Premium or Discount	Ending Book Value	And Unamortized As of 09/01/2023	Amount Amortized This Period	Amt Amortized Through 11/30/2023	Amount Unamortized Through 11/30/2023
Local Maintenance										
534	LMAIN	03/07/2025	2,500,000.00	2,501,875.00	1,875.00	2,501,235.55	-395.59	-243.86	-639.45	1,235.55
FHLMC Call Note			5.650				1,479.41			
525	LMAIN	10/16/2023	3,000,000.00	2,891,293.32	-108,706.68	0.00	90,106.68	18,600.00	108,706.68	0.00
ING Funding CP							-18,600.00			
537	LMAIN	05/07/2024	5,000,000.00	4,860,031.94	-139,968.06	4,876,452.77	0.00	16,420.83	16,420.83	-123,547.23
Macquarie Int'l CP							-139,968.06			
503	LMAIN	12/01/2023	4,000,000.00	4,116,440.00	116,440.00	4,000,000.00	-102,044.95	-14,395.05	-116,440.00	0.00
Milwaukee County WI			2.000				14,395.05			
518	LMAIN	05/01/2024	2,500,000.00	2,644,163.68	144,163.68	2,540,045.47	-80,090.93	-24,027.28	-104,118.21	40,045.47
MO St Highways & Transit Comm			5.002				64,072.75			
526	LMAIN	07/01/2024	3,655,000.00	3,683,255.80	28,255.80	3,666,634.74	-11,634.74	-4,986.32	-16,621.06	11,634.74
Oklahoma County OK ISD			1.000				16,621.06			
497	LMAIN	11/01/2023	2,365,000.00	2,366,915.65	1,915.65	0.00	-1,761.16	-154.49	-1,915.65	0.00
Springfield MO Public Utility			0.650				154.49			
530	LMAIN	05/01/2024	2,200,000.00	2,234,800.94	34,800.94	2,212,428.91	-14,914.69	-7,457.34	-22,372.03	12,428.91
St Louis County MO			2.000				19,886.25			
524	LMAIN	09/18/2023	5,000,000.00	4,835,305.56	-164,694.44	0.00	153,125.00	11,569.44	164,694.44	0.00
Swedbank CP							-11,569.44			
Subtotal				30,134,081.89	-85,918.11	19,796,797.44	32,389.62	-4,674.07	27,715.55	-58,202.56
							-53,528.49			
2018 Tax Bond A										
476	TAX18A	09/01/2024	3,715,000.00	3,714,368.45	-631.55	3,715,000.00	631.55	0.00	631.55	0.00
City of Eudora KS		09/01/2021	0.500				0.00			
490	TAX18A	08/26/2024	4,500,000.00	4,499,460.00	-540.00	4,500,000.00	540.00	0.00	540.00	0.00
FHLB Call Note		11/26/2021	0.520				0.00			
Subtotal				8,213,828.45	-1,171.55	8,215,000.00	1,171.55	0.00	1,171.55	0.00
							0.00			
Total				38,347,910.34	-87,089.66	28,011,797.44	33,561.17	-4,674.07	28,887.10	-58,202.56
							-53,528.49			



Del Mar College
Projected Cashflow Report
Sorted by Monthly
For the Period December 1, 2023 - June 30, 2024

Meeder Public Funds
901 S. MoPac
Suite 300
Austin, TX 78746
-

Projected Trans. Date	Investment #	Fund	Security ID	Transaction Type	Issuer	Par Value	Original Cost	Principal	Interest	Total
December 2023										
12/01/2023	454	TAX	683548EQ0	Interest	Opelika AL Utilities	0.00	0.00	0.00	5,720.00	5,720.00
12/01/2023	503	LMAIN	6022453S9	Maturity	Milwaukee County WI	4,000,000.00	4,116,440.00	4,000,000.00	40,000.00	4,040,000.00
12/07/2023	534	LMAIN	3134GYKW1	Call	FHLMC Call Note	2,500,000.00	2,501,875.00	2,500,000.00	0.00	2,500,000.00
12/12/2023	523	LMAIN	3130ALJ70	Call	FHLB Call Note	2,500,000.00	2,500,000.00	2,500,000.00	0.00	2,500,000.00
12/12/2023	536	LMAIN	3130AMWD0	Call	FHLB Call Note	5,000,000.00	5,000,000.00	5,000,000.00	0.00	5,000,000.00
12/13/2023	512	LMAIN	3130ANSW1	Call	FHLB Call Note	2,000,000.00	2,000,000.00	2,000,000.00	0.00	2,000,000.00
12/20/2023	531	LMAIN	3130ANSN1	Call	FHLB Call Note	5,000,000.00	5,000,000.00	5,000,000.00	0.00	5,000,000.00
12/28/2023	515	LMAIN	3130AMT85	Interest	FHLB Call Note	0.00	0.00	0.00	20,000.00	20,000.00
12/28/2023	515	LMAIN	3130AMT85	Call	FHLB Call Note	10,000,000.00	10,000,000.00	10,000,000.00	0.00	10,000,000.00
12/30/2023	493	TAX18A	3130APAR6	Call	FHLB Call Note	5,000,000.00	5,000,000.00	5,000,000.00	0.00	5,000,000.00
Total for December 2023						36,000,000.00	36,118,315.00	36,000,000.00	65,720.00	36,065,720.00
January 2024										
01/01/2024	526	LMAIN	678807QS0	Interest	Oklahoma County OK ISD	0.00	0.00	0.00	18,275.00	18,275.00
01/04/2024	495	TAX18A	31422XMV1	Call	FRMAC Call Note	2,500,000.00	2,500,000.00	2,500,000.00	0.00	2,500,000.00
01/05/2024	533	LMAIN	3130AVKN1	Call	FHLB Call Note	2,500,000.00	2,500,000.00	2,500,000.00	0.00	2,500,000.00
01/12/2024	532	LMAIN	3130AMZC9	Interest	FHLB Call Note	0.00	0.00	0.00	12,500.00	12,500.00
01/12/2024	532	LMAIN	3130AMZC9	Call	FHLB Call Note	5,000,000.00	5,000,000.00	5,000,000.00	0.00	5,000,000.00
01/12/2024	536	LMAIN	3130AMWD0	Interest	FHLB Call Note	0.00	0.00	0.00	10,000.00	10,000.00
01/24/2024	535	LMAIN	3130AVKJ0	Call	FHLB Call Note	2,500,000.00	2,500,000.00	2,500,000.00	0.00	2,500,000.00
01/26/2024	538	LMAIN	3130AN5A4	Interest	FHLB Call Note	0.00	0.00	0.00	12,500.00	12,500.00
Total for January 2024						12,500,000.00	12,500,000.00	12,500,000.00	53,275.00	12,553,275.00
February 2024										
02/26/2024	490	TAX18A	3130ANMN7	Interest	FHLB Call Note	0.00	0.00	0.00	11,700.00	11,700.00
02/26/2024	490	TAX18A	3130ANMN7	Call	FHLB Call Note	4,500,000.00	4,499,460.00	4,500,000.00	0.00	4,500,000.00
Total for February 2024						4,500,000.00	4,499,460.00	4,500,000.00	11,700.00	4,511,700.00
March 2024										
03/01/2024	476	TAX18A	298101GX8	Interest	City of Eudora KS	0.00	0.00	0.00	9,287.50	9,287.50
03/07/2024	534	LMAIN	3134GYKW1	Interest	FHLMC Call Note	0.00	0.00	0.00	70,625.00	70,625.00
03/12/2024	523	LMAIN	3130ALJ70	Maturity	FHLB Call Note	2,500,000.00	2,500,000.00	2,500,000.00	5,000.00	2,505,000.00
03/13/2024	512	LMAIN	3130ANSW1	Maturity	FHLB Call Note	2,000,000.00	2,000,000.00	2,000,000.00	3,700.00	2,003,700.00

Del Mar College
Projected Cashflow Report
For the Period December 1, 2023 - June 30, 2024

Page 2

Projected Trans. Date	Investment #	Fund	Security ID	Transaction Type	Issuer	Par Value	Original Cost	Principal	Interest	Total
March 2024										
03/20/2024	531	LMAIN	3130ANSN1	Interest	FHLB Call Note	0.00	0.00	0.00	12,500.00	12,500.00
03/30/2024	493	TAX18A	3130APAR6	Interest	FHLB Call Note	0.00	0.00	0.00	13,750.00	13,750.00
Total for March 2024						4,500,000.00	4,500,000.00	4,500,000.00	114,862.50	4,614,862.50
April 2024										
04/04/2024	495	TAX18A	31422XMV1	Interest	FRMAC Call Note	0.00	0.00	0.00	6,250.00	6,250.00
04/05/2024	533	LMAIN	3130AVKN1	Interest	FHLB Call Note	0.00	0.00	0.00	64,375.00	64,375.00
04/24/2024	535	LMAIN	3130AVKJ0	Interest	FHLB Call Note	0.00	0.00	0.00	65,625.00	65,625.00
04/30/2024	533	LMAIN	3130AVKN1	Maturity	FHLB Call Note	2,500,000.00	2,500,000.00	2,500,000.00	8,940.97	2,508,940.97
Total for April 2024						2,500,000.00	2,500,000.00	2,500,000.00	145,190.97	2,645,190.97
May 2024										
05/01/2024	463	RBIS	356731BZ1	Maturity	Village of Freeport NY	1,800,000.00	1,800,000.00	1,800,000.00	7,146.00	1,807,146.00
05/01/2024	518	LMAIN	60636WNR2	Maturity	MO St Highways & Transit Comm	2,500,000.00	2,644,163.68	2,500,000.00	62,525.00	2,562,525.00
05/01/2024	530	LMAIN	791526SZ0	Maturity	St Louis County MO	2,200,000.00	2,234,800.94	2,200,000.00	22,000.00	2,222,000.00
05/07/2024	537	LMAIN	55609EE79	Maturity	Macquarie Int'l CP	5,000,000.00	4,860,031.94	5,000,000.00	0.00	5,000,000.00
Total for May 2024						11,500,000.00	11,538,996.56	11,500,000.00	91,671.00	11,591,671.00
June 2024										
06/01/2024	454	TAX	683548EQ0	Maturity	Opelika AL Utilities	1,430,000.00	1,430,000.00	1,430,000.00	5,720.00	1,435,720.00
06/28/2024	515	LMAIN	3130AMT85	Maturity	FHLB Call Note	10,000,000.00	10,000,000.00	10,000,000.00	20,000.00	10,020,000.00
Total for June 2024						11,430,000.00	11,430,000.00	11,430,000.00	25,720.00	11,455,720.00
GRAND TOTALS:						82,930,000.00	83,086,771.56	82,930,000.00	508,139.47	83,438,139.47



Del Mar College
Texas Compliance Change in Val Report
Sorted by Fund
September 1, 2023 - November 30, 2023

Meeder Public Funds
901 S. MoPac
Suite 300
Austin, TX 78746
-

Inv #	Issuer	Fund	Purch Date	Interest Accrual	Beginning Book Value				Ending Book Value
Cusip	Par Value	YTM	Mat Date	Interest Received	Beginning Market Value	Purchases/ Additions	Redemptions	Change in Value	Ending Market Value
Fund: Local Maintenance									
209	WFABC	LMAIN	09/01/2014	0.00	10,049.00	127,671,303.51	127,681,352.51	-10,049.00	0.00
6936021309	0.00	0.000	/ /	0.00	10,049.00	127,671,303.51	127,681,352.51	-10,049.00	0.00
298	WFSTSW	LMAIN	09/01/2023	71,428.99	1,847,645.50	55,906,356.00	52,303,162.17	3,554,828.02	5,402,473.52
21309	5,402,473.52	5.221	/ /	48,365.81	1,847,645.50	55,906,356.00	52,303,162.17	3,554,828.02	5,402,473.52
42	LOGIC	LMAIN	09/01/2006	114,493.24	2,759,913.72	26,864,493.24	4,200,000.00	22,664,493.24	25,424,406.96
999999996	25,424,406.96	5.559	/ /	114,493.24	2,759,913.72	26,864,493.24	4,200,000.00	22,664,493.24	25,424,406.96
497	SPRING	LMAIN	10/07/2021	2,562.08	2,365,154.49	0.00	2,365,000.00	-2,365,154.49	0.00
851026EC4	0.00	0.000	11/01/2023	7,686.25	2,345,346.85	0.00	2,365,000.00	-2,345,346.85	0.00
498	MODEV	LMAIN	10/12/2021	1,382.50	2,765,000.00	0.00	2,765,000.00	-2,765,000.00	0.00
60636VBZ9	0.00	0.000	11/01/2023	4,147.50	2,741,967.55	0.00	2,765,000.00	-2,741,967.55	0.00
502	FHLBC	LMAIN	11/17/2021	7,472.22	8,500,000.00	0.00	8,485,099.21	-8,500,000.00	0.00
3130APLJ2	0.00	0.000	11/17/2023	19,750.00	8,407,440.70	0.00	8,485,099.21	-8,407,440.70	0.00
503	MILWCO	LMAIN	11/23/2021	20,000.00	4,014,395.05	0.00	0.00	-14,395.05	4,000,000.00
6022453S9	4,000,000.00	0.550	12/01/2023	0.00	3,965,080.00	0.00	0.00	34,920.00	4,000,000.00
512	FHLBC	LMAIN	07/01/2022	1,850.00	2,000,000.00	0.00	0.00	0.00	2,000,000.00
3130ANSW1	2,000,000.00	0.369	03/13/2024	3,700.00	1,946,177.14	0.00	0.00	25,903.70	1,972,080.84
515	FHLBC	LMAIN	08/01/2022	10,000.00	10,000,000.00	0.00	0.00	0.00	10,000,000.00
3130AMT85	10,000,000.00	0.399	06/28/2024	0.00	9,589,164.70	0.00	0.00	134,775.10	9,723,939.80
518	MOHWYS	LMAIN	11/01/2022	31,262.50	2,564,072.75	0.00	0.00	-24,027.28	2,540,045.47
60636WNR2	2,500,000.00	1.114	05/01/2024	62,525.00	2,489,900.00	0.00	0.00	6,750.00	2,496,650.00
523	FHLBC	LMAIN	01/01/2023	2,500.00	2,500,000.00	0.00	0.00	0.00	2,500,000.00
3130ALJ70	2,500,000.00	0.399	03/12/2024	5,000.00	2,433,456.58	0.00	0.00	32,184.62	2,465,641.20

Portfolio DMAR

Del Mar College
Texas Compliance Change in Val Report
September 1, 2023 - November 30, 2023

Page 2

Inv #	Issuer	Fund	Purch Date	Interest Accrual	Beginning Book Value				Ending Book Value
Cusip	Par Value	YTM	Mat Date	Interest Received	Beginning Market Value	Purchases/ Additions	Redemptions	Change in Value	Ending Market Value
524	SWEDBK	LMAIN	01/19/2023	0.00	4,988,430.56	0.00	5,000,000.00	-4,988,430.56	0.00
87019SWJ9	0.00	0.000	09/18/2023	0.00	4,986,820.00	0.00	5,000,000.00	-4,986,820.00	0.00
525	INGFD	LMAIN	01/26/2023	0.00	2,981,400.00	0.00	3,000,000.00	-2,981,400.00	0.00
4497W1XG6	0.00	0.000	10/16/2023	0.00	2,979,291.00	0.00	3,000,000.00	-2,979,291.00	0.00
526	OKLACO	LMAIN	02/01/2023	9,137.50	3,671,621.06	0.00	0.00	-4,986.32	3,666,634.74
678807QS0	3,655,000.00	0.331	07/01/2024	0.00	3,544,582.45	0.00	0.00	38,377.50	3,582,959.95
530	STLOUI	LMAIN	03/01/2023	11,000.00	2,219,886.25	0.00	0.00	-7,457.34	2,212,428.91
791526SZ0	2,200,000.00	0.636	05/01/2024	22,000.00	2,149,004.00	0.00	0.00	20,746.00	2,169,750.00
531	FHLBC	LMAIN	03/21/2023	6,250.00	5,000,000.00	0.00	0.00	0.00	5,000,000.00
3130ANSN1	5,000,000.00	0.499	09/20/2024	12,430.56	4,747,912.45	0.00	0.00	62,256.05	4,810,168.50
532	FHLBC	LMAIN	04/01/2023	6,250.00	5,000,000.00	0.00	0.00	0.00	5,000,000.00
3130AMZC9	5,000,000.00	0.499	07/12/2024	0.00	4,790,041.65	0.00	0.00	64,894.00	4,854,935.65
533	FHLBC	LMAIN	04/05/2023	32,187.50	2,500,000.00	0.00	0.00	0.00	2,500,000.00
3130AVKN1	2,500,000.00	5.153	04/30/2024	64,375.00	2,490,568.95	0.00	0.00	5,404.35	2,495,973.30
534	FHLMCC	LMAIN	04/05/2023	35,312.50	2,501,479.41	0.00	0.00	-243.86	2,501,235.55
3134GYKW1	2,500,000.00	5.605	03/07/2025	59,638.89	2,487,971.25	0.00	0.00	6,671.37	2,494,642.62
535	FHLBC	LMAIN	04/24/2023	32,812.50	2,500,000.00	0.00	0.00	0.00	2,500,000.00
3130AVKJ0	2,500,000.00	5.250	04/24/2025	65,625.00	2,479,298.45	0.00	0.00	8,427.33	2,487,725.78
536	FHLBC	LMAIN	07/13/2023	5,000.00	5,000,000.00	0.00	0.00	0.00	5,000,000.00
3130AMWD0	5,000,000.00	0.399	07/12/2024	0.00	4,785,887.85	0.00	0.00	66,060.20	4,851,948.05
537	MACQCP	LMAIN	11/10/2023	0.00	0.00	4,860,031.94	0.00	4,876,452.77	4,876,452.77
55609EE79	5,000,000.00	5.792	05/07/2024	0.00	0.00	4,860,031.94	0.00	4,877,655.00	4,877,655.00
538	FHLBC	LMAIN	11/01/2023	2,083.34	0.00	5,000,000.00	0.00	5,000,000.00	5,000,000.00
3130AN5A4	5,000,000.00	0.499	07/26/2024	0.00	0.00	5,000,000.00	0.00	4,845,670.70	4,845,670.70

Portfolio DMAR

Del Mar College
Texas Compliance Change in Val Report
September 1, 2023 - November 30, 2023

Inv #	Issuer	Fund	Purch Date	Interest Accrual	Beginning Book Value			Ending Book Value	
Cusip	Par Value	YTM	Mat Date	Interest Received	Beginning Market Value	Purchases/ Additions	Redemptions	Change in Value	Ending Market Value
Sub Totals For: Fund: Local Maintenance				402,984.87	75,689,047.79	220,302,184.69	205,799,613.89	14,434,630.13	90,123,677.92
				489,737.25	73,977,519.79	220,302,184.69	205,799,613.89	14,979,102.08	88,956,621.87
Fund: Plant									
261	LOGIC	PLANT	01/27/2017	175.68	12,662.15	175.68	0.00	175.68	12,837.83
999999996	12,837.83	5.559	/ /	175.68	12,662.15	175.68	0.00	175.68	12,837.83
Sub Totals For: Fund: Plant				175.68	12,662.15	175.68	0.00	175.68	12,837.83
				175.68	12,662.15	175.68	0.00	175.68	12,837.83
Fund: Rev Bond I & S									
107	LOGIC	RBIS	08/27/2009	4,612.06	332,403.03	4,612.06	0.00	4,612.06	337,015.09
999999996	337,015.09	5.559	/ /	4,612.06	332,403.03	4,612.06	0.00	4,612.06	337,015.09
205	WFBC+	RBIS	08/01/2014	0.66	242.00	0.66	0.00	0.66	242.66
6913041023	242.66	1.110	/ /	0.66	242.00	0.66	0.00	0.66	242.66
463	FREENY	RBIS	10/07/2020	3,573.00	1,800,000.00	0.00	0.00	0.00	1,800,000.00
356731BZ1	1,800,000.00	0.794	05/01/2024	7,146.00	1,744,542.00	0.00	0.00	22,086.00	1,766,628.00
Sub Totals For: Fund: Rev Bond I & S				8,185.72	2,132,645.03	4,612.72	0.00	4,612.72	2,137,257.75
				11,758.72	2,077,187.03	4,612.72	0.00	26,698.72	2,103,885.75
Fund: Tax Bond I&S									
208	WFABC	TAX	09/01/2014	0.00	3.57	0.00	0.00	0.00	3.57
6913041015	3.57	0.000	/ /	0.00	3.57	0.00	0.00	0.00	3.57
454	OPELAL	TAX	09/16/2020	2,860.00	1,430,000.00	0.00	0.00	0.00	1,430,000.00
683548EQ0	1,430,000.00	0.800	06/01/2024	0.00	1,380,908.10	0.00	0.00	17,631.90	1,398,540.00
49	LOGIC	TAX	09/01/2006	11,949.51	927,174.34	761,949.51	750,000.00	11,949.51	939,123.85
999999996	939,123.85	5.559	/ /	11,949.51	927,174.34	761,949.51	750,000.00	11,949.51	939,123.85
Sub Totals For: Fund: Tax Bond I&S				14,809.51	2,357,177.91	761,949.51	750,000.00	11,949.51	2,369,127.42
				11,949.51	2,308,086.01	761,949.51	750,000.00	29,581.41	2,337,667.42
Fund: 2018 Tax Bond A									

Del Mar College
Texas Compliance Change in Val Report
September 1, 2023 - November 30, 2023

Inv #	Issuer	Fund	Purch Date	Interest Accrual	Beginning Book Value				Ending Book Value
Cusip	Par Value	YTM	Mat Date	Interest Received	Beginning Market Value	Purchases/ Additions	Redemptions	Change in Value	Ending Market Value
476	EUDORA	TAX18A	04/19/2021	4,643.75	3,715,000.00	0.00	0.00	0.00	3,715,000.00
298101GX8	3,715,000.00	0.504	09/01/2024	9,287.50	3,535,008.25	0.00	0.00	49,558.10	3,584,566.35
489	FHLBC	TAX18A	07/26/2021	4,166.66	5,000,000.00	0.00	5,000,000.00	-5,000,000.00	0.00
3130AN5A4	0.00	0.000	07/26/2024	6,597.22	4,783,101.60	0.00	5,000,000.00	-4,783,101.60	0.00
490	FHLBC	TAX18A	08/26/2021	5,850.00	4,500,000.00	0.00	0.00	0.00	4,500,000.00
3130ANMN7	4,500,000.00	0.524	08/26/2024	0.00	4,287,026.79	0.00	0.00	57,180.20	4,344,206.99
493	FHLBC	TAX18A	09/30/2021	6,875.00	5,000,000.00	0.00	0.00	0.00	5,000,000.00
3130APAR6	5,000,000.00	0.550	09/30/2024	13,750.00	4,745,074.15	0.00	0.00	61,264.60	4,806,338.75
495	FAMCAC	TAX18A	10/04/2021	3,125.00	2,500,000.00	0.00	0.00	0.00	2,500,000.00
31422XMV1	2,500,000.00	0.500	10/04/2024	6,250.00	2,370,072.92	0.00	0.00	30,739.03	2,400,811.95
Sub Totals For: Fund: 2018 Tax Bond A				24,660.41	20,715,000.00	0.00	5,000,000.00	-5,000,000.00	15,715,000.00
				35,884.72	19,720,283.71	0.00	5,000,000.00	-4,584,359.67	15,135,924.04
Report Grand Totals:				450,816.19	100,906,532.88	221,068,922.60	211,549,613.89	9,451,368.04	110,357,900.92
				549,505.88	98,095,738.69	221,068,922.60	211,549,613.89	10,451,198.22	108,546,936.91

Disclosures



Meeder Public Funds, Inc., is a registered investment adviser with the Securities and Exchange Commission (SEC) under the Investment Advisers Act of 1940. Registration with the SEC does not imply a certain level of skill or training. The opinions expressed in this presentation are those of Meeder Public Funds, Inc. The material presented has been derived from sources considered to be reliable, but the accuracy and completeness cannot be guaranteed.

Meeder provides monthly statements for its investment management clients to provide information about the investment portfolio. The information should not be used for audit or confirmation purposes. Please review your custodial statements and report any inaccuracies or discrepancies.

Certain information and data have been supplied by unaffiliated third parties. Although Meeder believes the information is reliable, it cannot warrant the accuracy of information offered by third parties. Market value may reflect prices received from pricing vendors when current market quotations are not available. Prices may not reflect firm bids or offers and may differ from the value at which the security can be sold.

Statements may include positions from unmanaged accounts provided for reporting purposes. Unmanaged accounts are managed directly by the client and are not included in the accounts managed by the investment adviser. This information is provided as a client convenience and the investment adviser assumes no responsibility for performance of these accounts or the accuracy of the data reported.

Investing involves risk. Past performance is no guarantee of future results. Debt and fixed income securities are subject to credit and interest rate risk. The investment return and principal value of an investment will fluctuate so that an investors shares, when redeemed, may be worth more or less than their original cost. Current performance may be lower or higher than the performance data quoted.

Investment advisory services are provided through Meeder Public Funds, Inc. Please contact us if you would like to receive a copy of our current ADV disclosure brochure or privacy policy.

Meeder Public Funds

Barton Oaks Plaza I
901 S. MoPac Expy
Suite 300
Austin, Texas
78746

866.633.3371

Del Mar College
Annual Investment Report (Including Deposits)

November 30, 2023

Investment or Deposit Type

Market Value

Publicly Traded Equity and Similar Investments

Common Stock (U.S. and foreign stocks held in separately managed accounts or internally managed by institution investment staff; exclude mutual or commingled funds)

Equity/Stock Mutual Funds

Balanced Mutual Funds (where target allocation is > 80% equities)

"Commonfund" Equity Commingled Funds

Other Equity Commingled Funds

Preferred Stock

Other - list by type

Total Publicly Traded Equity and Similar Investments

0.00

"Other" Investments - Other than Publicly Traded Equity and Debt Investments

Real Estate (include direct ownership & investments in real estate limited partnerships, private REITs or similar vehicles; include a portfolio of publicly traded REITs if managed as a separate asset allocation category rather than comprising part of a broadly diversified stock portfolio)

Other Real Asset Investments (e.g. investments in

Private Equity

Hedge Funds

"Commonfund" Alternative Asset Commingled Funds (Real Estate, Private Equity, Hedge Funds, Commodities, etc.)

Annuities

Commodities

Collectibles

Other - list by type

Total "Other" Investments - Other than Publicly Traded Equity and Debt Investments

0.00

Publicly Traded Debt & Similar Investments > 1 year maturity

U.S. Government Securities ("Treasuries")

U.S. Government Agency Securities ("Agencies")

Mortgage Pass Throughs - "Agency"

Mortgage Pass Throughs - "Private Label"

Asset Backed Securities (ABS) (other than mortgage-b

Sovereign Debt (non-U.S.)

Municipal Obligations

18,999,094.30

Collateralized Mortgage Obligations (CMOs) - list below by category

Interest Only Strips (IOs)

Principal Only Strips (POs)

Inverse Floaters

Stated Final Maturity longer than 10 years

Other CMOs - "Agency"

Other CMOs - "Private Label"

Corporate Obligations (U.S. or foreign companies) - list below by rating

Highly Rated (AAA/AA or equivalent)

Other Investment Grade (A/BBB or equivalent)

High Yield Bonds (<BBB or equivalent)

Not Rated

Fixed Income/Bond Mutual Funds (longer term; registered with the SEC)

Balanced Mutual Funds (where target allocation is > 50% bonds or other debt securities)

"Commonfund" Fixed Income/Bond Commingled Funds

Other Fixed Income/Bond Commingled Funds (primarily invested in publicly traded debt securities; not registered with the SEC)

GICs (Guaranteed Investment Contracts)

Other - list by type**Total Publicly Traded Debt & Similar Investments > 1 year****18,999,094.30****Short-Term Investments and Deposits**

U.S. Government Securities ("Treasuries")

U.S. Government Agency Securities ("Agencies")

52,554,084.13

Bankers' Acceptances

Commercial Paper - A1/P1 (or equivalent)

4,877,655.00

Other Commercial Paper - lower rated

Repurchase Agreements (Repos)

Money Market Mutual Funds (registered with the SEC)

Short-Term Mutual Funds Other than Money Market Mutual Fund (registered with the SEC)

Public Funds investment Pool Created to Function as a MM Mutual Fund (not registered w/SEC but "2a7-like")

TexPool (and TexPool Prime)

Other Public Funds Investment Pools Functioning as Money Market Mutual Funds

26,713,383.73

Other Investment Pools - Short-Term (not created to function as a money market mutual fund)

Certificates of Deposit (CD) - Non-negotiable

Certificates of Deposit (CD) - Negotiable

Bank Deposits

5,402,719.75

Cash Held at State Treasury

Securities Lending Collateral Reinvestments (direct investments or share of pooled collateral)

Other - list by type**Total Short-Term Investments & Deposits****89,547,842.61****TOTAL INVESTMENTS and DEPOSITS****108,546,936.91****Investment Disclosures:**

Del Mar College utilizes an outside investment advisor, Patterson & Associates, located at Barton Oaks Plaza II, 901 South MoPac, Suite 195 in Austin, Texas. The investment advisory service is on a non-discretionary basis, meaning the investment advisor obtains *prior* approval for all investment transactions from Del Mar College.

Del Mar College does not use soft dollars, directed brokerage or directed commission, commission recapture or similar arrangements.

The Summary of Investments above for Del Mar College are not associated with an independent

endowment or foundation.

Explanations of Applicable Asset Classes

Other Money Market Funds and Pools	Money funds and pools with a constant \$1.00 per share net asset value objective.
Short-Term Investments	Includes all debt investments with a maturity (as of purchase date) of less than one year and all cash and bank deposits.
TexPool Investments	Investments in TexPool. Includes other Texas pool investments with other money market funds.
U.S. Government Agency Securities	Securities issued by U.S. Government-sponsored agencies or corporations such as FNMA, FHLMC, or FHLB that do not have full faith and credit guarantees from the U.S.
U.S. Government	Includes Treasuries and any other investment with an affirmative full faith and credit guarantees from the U.S. Government.

Regular Agenda Item 7



TO: Mark Escamilla, Ph.D., President of the College
FROM: Raul Garcia, CPA, Vice President and Chief Financial Officer
DATE: February 13, 2024
SUBJECT: Board Agenda: Quarterly Financial Report

A handwritten signature in blue ink, appearing to be 'Raul Garcia', is written over the 'FROM:' line.

BACKGROUND:

In accordance with Board Policy A4.2.1.1, the Board of Regents will review the College's quarterly financial statements and disbursement activity. Mr. Raul Garcia, Vice President and Chief Financial Officer, will present the November Quarterly Financial Report.

Action Item: Discussion and possible action regarding the College's Quarterly Financial Report for the period ending November 2023.

DEL MAR COLLEGE
INCOME/EXPENSE STATEMENT
CURRENT OPERATING FUNDS
For the Three Months Ended November 2023

REVENUES:

STATE FUNDING

	FY 2024			FY 2023		
	BUDGET	ACTUALS	% Spent YTD	BUDGET	ACTUALS	% Spent YTD
PERFORMANCE APPROPRIATION	\$ 19,508,145	\$ 4,877,036	25%	\$ 17,359,105	\$ 4,339,776	25%
FAST APPROPRIATION	1,141,504	509,190	45%	-	-	0%
INSURANCE CONTRIBUTION	4,281,371	1,070,343	25%	4,281,371	1,070,343	25%
RETIREMENT CONTRIBUTION	1,966,711	491,677	25%	1,871,176	467,794	25%
TOTAL STATE FUNDING	\$ 26,897,731	\$ 6,948,246	26%	\$ 23,511,652	\$ 5,877,913	25%

OTHER REVENUES

TUITION & FEES	\$ 22,001,701	\$ 6,897,542	31%	\$ 23,284,829	\$ 7,116,822	31%
DUAL ENROLLMENT	-	12,099	0%	1,091,000	369,336	34%
PROPERTY TAXES	65,068,806	19,593,878	30%	65,556,443	19,220,199	29%
INVESTMENT INCOME	793,400	479,294	60%	730,000	296,921	41%
MISCELLANEOUS	468,744	88,845	19%	532,144	135,033	25%
TOTAL OTHER REVENUES	\$ 88,332,651	\$ 27,071,658	31%	\$ 91,194,416	\$ 27,138,311	30%

EXPENDITURES:

SALARIES & BENEFITS

FACULTY SALARIES	\$ 33,593,394	\$ 8,116,415	24%	\$ 33,467,687	\$ 8,269,692	25%
EXEMPT SALARIES	17,113,487	4,159,583	24%	17,378,672	4,093,886	24%
NON EXEMPT SALARIES	12,821,217	2,386,572	19%	13,924,481	2,492,843	18%
BENEFITS	20,487,813	4,427,606	22%	20,629,511	4,428,052	21%
TOTAL SALARIES & BENEFITS	\$ 84,015,911	\$ 19,090,176	23%	\$ 85,400,351	\$ 19,284,472	23%

NON-SALARY

CONTRACT INSTRUCTION	\$ 158,600	\$ 39,650	25%	\$ 151,600	\$ 37,900	25%
SUPPLIES, POSTAGE, DUPL., COPIER RENTAL	3,497,541	563,330	16%	3,443,888	752,904	22%
MAINTENANCE & REPAIRS	1,747,539	337,678	19%	1,595,040	426,935	27%
EQUIPMENT	776,699	36,817	5%	1,074,025	105,240	10%
STUDENT RECRUITING AND MARKETING	1,139,569	31,606	3%	1,060,908	128,170	12%
AUDIT & LEGAL, TAX APPRAISAL, COLL. FEES	1,633,106	347,299	21%	1,626,295	406,497	25%
CONSULTANTS & CONTRACT LABOR	3,064,494	916,215	30%	3,276,496	591,953	18%
ACCREDITATION	65,636	19,706	30%	75,047	14,827	20%
SPECIAL POP. INTERPRETOR	114,397	29,009	25%	114,397	-	0%
COMP. SOFTWARE, HARDWARE, LICENSE & SERV.	3,612,534	787,035	22%	2,694,283	556,154	21%
TRAVEL & PROFESSIONAL DEVELOPMENT	499,515	67,203	13%	536,923	113,334	21%
ELECTION	-	-	0%	190,000	-	0%
SECURITY	1,565,000	300,364	19%	1,515,000	125,441	8%
RECRUITMENT	32,000	1,254	4%	32,000	1,119	3%
FOOD BEVERAGE	84,811	13,202	16%	89,301	13,735	15%
LIBRARY	250,976	40,326	16%	269,476	14,612	5%
BAD DEBT	151,707	37,927	25%	151,707	37,927	25%
MEMBERSHIP & DUES	227,153	48,989	22%	242,044	90,127	37%
MEMBERSHIP & DUES/INDIRECT ADVOCACY	130	-	0%	8,926	-	0%
UTILITIES & TELEPHONE	3,061,600	765,400	25%	2,825,447	706,361	25%
INSURANCE	4,805,000	1,201,250	25%	3,724,250	931,063	25%
BANK & COLLECTION FEES	192,300	17,667	9%	192,800	13,994	7%
CAMPUS POLICE	302,858	-	0%	302,858	6,948	2%
TUITION BOND TRANSFERS OUT	1,952,500	488,125	25%	1,955,500	488,875	25%
MISCELLANEOUS	550,350	63,074	11%	436,915	72,224	17%
TOTAL NON-SALARY	\$ 29,486,015	\$ 6,153,125	21%	\$ 27,585,126	\$ 5,636,339	20%

CONTINGENCY

TOTAL CONTINGENCY	\$ 1,728,456	\$ -	0%	\$ 1,720,591	\$ -	0%
--------------------------	---------------------	-------------	-----------	---------------------	-------------	-----------

TOTAL EXPENDITURES	\$ 115,230,382	\$ 25,243,302	22%	\$ 114,706,068	\$ 24,920,812	22%
---------------------------	-----------------------	----------------------	------------	-----------------------	----------------------	------------

CURRENT NET INCOME AVAILABLE FROM OPERATIONS

\$ 8,776,603	\$ 8,095,412
---------------------	---------------------

**DEL MAR COLLEGE
BALANCE SHEET
CURRENT OPERATING FUNDS
As of November 30, 2023**

ASSETS: 99

	FY2024	FY2023	Change
ASSETS:			
CASH	\$ 5,319,192	\$ 5,056,502	\$ 262,690
INVESTMENTS	58,511,112	55,621,520	2,889,592
ACCOUNTS RECEIVABLE:			
ACCRUED INTEREST	-	81,708	(81,708)
STUDENT & OTHER RECEIVABLES	4,107,324	4,620,509	(513,185)
PROPERTY TAX RECEIVABLE	1,484,729	1,456,865	27,864
FAST APPROPRIATIONS RECEIVABLE	509,190	-	509,190
DEFERRED OUTFLOWS PENSION & OPEB	12,023,412	7,656,792	4,366,620
TOTAL ASSETS	\$ 81,954,959	\$ 74,493,896	\$ 7,461,063
LIABILITIES:			
CURRENT LIABILITIES:			
ACCOUNTS PAYABLE	\$ 1,843,245	\$ 2,344,942	\$ (501,697)
ESTIMATED SICK LEAVE & VAC. PAYABLE	775,200	789,102	(13,902)
NET PENSION AND OPEB LIABILITY	1,401,343	1,378,047	23,296
DEFERRED TUITION	5,630,301	6,013,918	(383,617)
DEFERRED STATE APPROPRIATIONS	4,877,037	1,475,525	3,401,512
REVENUE BOND PAYABLE	488,125	488,875	(750)
TOTAL CURRENT LIABILITIES	15,015,251	12,490,409	2,524,842
NONCURRENT LIABILITIES:			
ESTIMATED SICK LEAVE & VAC. PAYABLE	6,976,803	7,101,920	(125,117)
OTHER LIABILITIES AND DEFERRED INFLOWS OF RESOURCES:			
NET PENSION AND OPEB	77,218,235	76,127,315	1,090,920
DEFERRED INFLOWS RELATED TO PENSION & OPEB	16,953,720	17,674,078	(720,358)
TOTAL OTHER LIABILITIES AND DEFERRED INFLOWS OR RESOURCES	94,171,955	93,801,393	370,562
TOTAL NONCURRENT LIABILITIES	101,148,758	100,903,313	245,445
TOTAL LIABILITIES	\$ 116,164,009	\$ 113,393,722	\$ 2,770,287
NET POSITION			
UNRESTRICTED FUND BALANCE FROM OPERATIONS	\$ 31,964,233	\$ 31,927,410	\$ 36,823
RISK RESERVE	8,600,000	8,600,000	-
REDUCTION RELATED TO NET PENSION & OPEB FUND BALANCE	(83,549,886)	(87,522,648)	3,972,762
CURRENT YEAR NET INCOME AVAILABLE FROM OPERATIONS	8,776,603	8,095,412	681,191
TOTAL NET POSITION	\$ (34,209,050)	\$ (38,899,826)	\$ 4,690,776
TOTAL LIABILITIES AND NET POSITION	\$ 81,954,959	\$ 74,493,896	\$ 7,461,063

Del Mar College
Financial Record System
Bank 41 Colleague

Disbursements for dates 11/01/2023 thru 11/30/2023

Check	Date	Payee	Amount	Description
79228	11/1/2023	Annuity Investment	\$ 150.00	A/P - TSA
79229	11/1/2023	Fiduciary Trust Company of New	4,250.45	A/P - ORP
79230	11/1/2023	National Life Insurance Compan	190.29	A/P - ORP
79231	11/1/2023	National Life Insurance Compan	1,327.01	A/P - ORP
79232	11/1/2023	National Life Insurance Compan	7,136.27	A/P - TSA
79233	11/1/2023	Newport Trust Company	3,085.55	A/P - ORP
79234	11/1/2023	Newport Trust Company	1,700.00	A/P - TSA
79235	11/1/2023	Putnam Investments (TSA)	750.00	A/P - TSA
79236	11/1/2023	Yvonne V. Valdez Trustee	350.00	A/P - Bankruptcy
79237	11/1/2023	Annuity Investment	1,150.40	A/P - ORP
79238	11/2/2023		439.50	A/R - Students
79239	11/2/2023	Avid Storage - Ayers St	585.00	Rent Expense
79240	11/2/2023		565.00	A/R - Students
79241	11/2/2023	Bay Area Time	175.00	Office Supplies
79242	11/2/2023	BBC Entrepreneurial Training &	1,250.00	Consultants
79243	11/2/2023	Big M Pest Control	1,095.00	Repairs & Maintenance
79244	11/2/2023		25.00	A/R - Students
79245	11/2/2023		80.00	A/R - Students
79246	11/2/2023	Coastal Welding Supply Inc	189.63	Instructional Supplies
79247	11/2/2023	Columbia Advisory Group LLC	2,362.00	Consultants
79248	11/2/2023	Facility Solutions Group	591.60	Electrical
79249	11/2/2023	Flowers Baking Company	119.60	Food Supplies
79250	11/2/2023	Fulton Coastcon a Joint Ventur	19,807.48	Water
79251	11/2/2023		442.23	A/R - Students
79252	11/2/2023		25.00	A/R - Students
79253	11/2/2023	Gulf Coast Mailing Services LL	400.20	Postage
79254	11/2/2023	Hanson Professional Services	7,797.73	Consultants
79255	11/2/2023	HEB Grocery Company	42.75	Instructional Supplies
79256	11/2/2023	Instructure Inc	104,942.00	Software Desk Lic Fees
79257	11/2/2023	Lawrence Greenwood	228.00	Instructional Supplies
79258	11/2/2023	Lisette Chavez LLC	150.00	Funds Held for Other Additions
79259	11/2/2023		385.00	A/R - Students
79260	11/2/2023		70.00	A/R - Students
79261	11/2/2023	Medical Assisting Education Re	1,700.00	Accreditation Expense
79262	11/2/2023	North American Process	1,000.00	Memberships & Dues
79263	11/2/2023	Nueces County WCID #3	64.65	Water
79264	11/2/2023	Pittsburg Paints	160.94	Building Structure
79265	11/2/2023		90.00	A/R - Students
79266	11/2/2023	Reeder Distributors Inc	304.00	Repairs & Maintenance
79267	11/2/2023		72.00	A/R - Students
79268	11/2/2023	South Texas Music Mart	40.00	Repairs & Maintenance
79269	11/2/2023	Third Coast Distributing	11.98	Instructional Supplies
79270	11/2/2023	Toshiba Business Solutions	473.50	Copier Rental
79271	11/2/2023	U.S. Bank Voyager Fleet System	12,439.06	Fuel/Oil
79272	11/2/2023		50.00	A/R - Students
79273	11/2/2023	Winston Water Cooler of Corpus	4,149.23	Plumbing
79274	11/3/2023	Annuity Investment	50.00	A/P - TSA
79275	11/3/2023	Fiduciary Trust Company of New	20.00	A/P - TSA
79276	11/3/2023	Financial Management Services	165.53	A/P - IRS Levy
79277	11/3/2023	Sandra L. Ochoa	75.00	A/P - Direct Deposit
79278	11/7/2023	ADEC Inc	75.60	Repairs & Maintenance

Del Mar College
Financial Record System
Bank 41 Colleague

Disbursements for dates 11/01/2023 thru 11/30/2023

Check	Date	Payee	Amount	Description
79279	11/7/2023	Advantage Aircraft Service Inc	1,541.32	Instructional Supplies
79280	11/7/2023	Aircraft Spruce & Specialty Co	170.27	Instructional Supplies
79281	11/7/2023	American Culinary Federation E	1,250.00	Accreditation Expense
79282	11/7/2023	B. E. Beecroft Company, Inc	526,540.35	Contractors
79283	11/7/2023	Ben E Keith Company	1,262.15	Instructional Supplies
79284	11/7/2023	Big M Pest Control	135.00	Repairs & Maintenance
79285	11/7/2023	CC Battery Co Inc	377.81	Instructional Supplies
79286	11/7/2023	Coastal Welding Supply Inc	2,350.20	Instructional Supplies
79287	11/7/2023	Corpus Christi Caller-Times	1,436.72	Advertising
79288	11/7/2023	HEB Grocery Company	38.47	Instructional Supplies
79289	11/7/2023	Home Depot	721.73	Instructional Supplies
79290	11/7/2023	Office of the Attorney General	265.00	Travel
79291	11/7/2023	Oil Patch Petroleum Inc	491.16	Repairs & Maintenance
79292	11/7/2023	Patterson Dental Company	1,228.48	Instructional Supplies
79293	11/7/2023	Pittsburg Paints	1,003.48	Building Structure
79294	11/7/2023	Pocket Nurse	94.99	Instructional Supplies
79295	11/7/2023	San Patricio County Appraisal	1,461.60	Tax Appraisal Fee
79296	11/7/2023	Stewart & Stevenson Svcs	461.94	Instructional Supplies
79297	11/7/2023	Sutherlands Inc	1,029.37	Instructional Supplies
79298	11/7/2023	Swagelok Austin	173.00	Instructional Supplies
79299	11/7/2023	TASB Risk Management Fund	1,488.33	Workman's Comp
79300	11/7/2023	Thomson Reuters- West	2,135.67	Software Desk Lic Fees
79301	11/7/2023	UniFirst	240.16	Instructional Supplies
79302	11/7/2023	Xerox Financial Services	1,771.01	AP Copier Leasing
79303	11/9/2023		60.00	A/R - Students
79304	11/9/2023	Ocelot	35,000.00	Software Desk Lic Fees
79305	11/9/2023	Coastal Welding Supply Inc	719.00	Instructional Supplies
79306	11/9/2023		60.00	A/R - Students
79307	11/9/2023	DEX Imaging LLC	78.48	Copier Rental
79308	11/9/2023	Dynamic Systems, Inc.	37,031.96	Contractors
79310	11/9/2023		28.58	Funds Held for Other Additions
79312	11/9/2023	HEB Grocery Company	1,711.36	Instructional Supplies
79313	11/9/2023	Home Depot	908.05	Instructional Supplies
79314	11/9/2023	Identisys Inc	6,471.00	Equipment Maintenance Subscrip
79315	11/9/2023	Jobelephantcom Inc	395.00	Recruitment
79316	11/9/2023	Lakeshore Learning Materials	7,576.47	Instructional Supplies
79317	11/9/2023	Lone Star Piano Tuning	130.00	Contract Labor
79318	11/9/2023	Kevin C. McDermott	1,800.00	Contract Labor
79320	11/9/2023	Netsync Network Solutions	1,982.30	< 5,000 Computer Not Cap INVT
79321	11/9/2023	Oslin Nation Co	2,825.26	HVAC
79322	11/9/2023	Patterson Dental Company	2,473.20	Software Desk Lic Fees
79323	11/9/2023	Pocket Nurse	17,911.11	< 5,000 Equip Not Cap INVT
79324	11/9/2023	Sam's Club	623.65	Food Supplies
79325	11/9/2023	Southwest Binding & Laminating	117.18	Supplies - Other
79326	11/9/2023		23.94	Funds Held for Other Additions
79327	11/9/2023	Sutherlands Inc	581.89	Instructional Supplies
79328	11/9/2023	Texas A&M Univ-Corpus Christi	78.00	Instructional Supplies
79329	11/9/2023	Tubbesing Services LLC	18,071.00	Contractors
79330	11/9/2023	UniFirst	164.55	Supplies - Other
79331	11/9/2023	United Corpus Christi Chamber	1,500.00	Professional Development
79332	11/9/2023	K. L. Weber	255.95	Funds Held for Other Additions

Del Mar College
Financial Record System
Bank 41 Colleague

Disbursements for dates 11/01/2023 thru 11/30/2023

Check	Date	Payee	Amount	Description
79333	11/10/2023		2,874.00	A/R - Students
79334	11/10/2023	David C. Loeb	366.24	Travel
79335	11/14/2023	Aircraft Spruce & Specialty Co	358.08	Instructional Supplies
79336	11/14/2023	AT & T	78.48	Telephone
79337	11/14/2023	ATIS Elevator Inspections LLC	6,220.44	SC NC Building Structure
79338	11/14/2023	Avid Storage - Ayers St	585.00	Rent Expense
79339	11/14/2023		174.90	Funds Held for Others
79340	11/14/2023	BSN Sports LLC	436.51	Production,Publications & Prom
79341	11/14/2023	City of Corpus Christi	45.00	Memberships & Dues
79342	11/14/2023	Coastal Welding Supply Inc	1,652.38	Instructional Supplies
79343	11/14/2023	Corpus Christi Electric Co Inc	368.83	Supplies - Other
79344	11/14/2023	Flowers Baking Company	64.09	Food Supplies
79345	11/14/2023		184.53	Funds Held for Others
79346	11/14/2023	HEB Grocery Company	279.74	Instructional Supplies
79347	11/14/2023	Home Depot	4,956.14	Instructional Supplies
79348	11/14/2023	Hose of South Texas	380.86	Repairs & Maintenance
79349	11/14/2023	Lone Star Piano Tuning	130.00	Contract Labor
79350	11/14/2023	Malek Inc	7,980.00	SC NC HVAC
79351	11/14/2023	Nueces County Appraisal	278,023.00	Tax Appraisal Fee
79352	11/14/2023	Patterson Dental Company	2,856.42	Instructional Supplies
79353	11/14/2023	Pittsburg Paints	796.84	Building Structure
79354	11/14/2023	South Texas Music Mart	90.00	Repairs & Maintenance
79355	11/14/2023	Southwest Binding & Laminating	467.02	Supplies - Other
79356	11/14/2023	Sweetwater Sound Inc	198.00	Software Desk Lic Fees
79357	11/14/2023	Titanium Software Inc	2,347.00	Software Desk Lic Fees
79358	11/14/2023	Toshiba Business Solutions	3,770.99	AP Copier Leasing
79359	11/14/2023	UniFirst	356.94	Uniforms
79360	11/14/2023	US Omni & TSACG Compliance Ser	750.00	Consultants
79361	11/14/2023	VWR International LLC	4,155.70	< 5,000 Equip Not Cap INVT
79362	11/14/2023	Xerox Financial Services	4,705.28	AP Copier Leasing
79363	11/16/2023	AIM Media Texas Operating,LLC	523.18	Funds Held for Others
79364	11/16/2023	American Society for Clinical	175.00	Instructional Supplies
79365	11/16/2023	American Technical Publishers	579.83	Software Desk Lic Fees
79366	11/16/2023	Ben E Keith Company	1,047.83	Instructional Supplies
79367	11/16/2023	City of Corpus Christi	205.00	Memberships & Dues
79368	11/16/2023	DEX Imaging LLC	445.97	Copier Rental
79369	11/16/2023	GK Techstar, LLC	1,528.25	Repairs & Maintenance
79370	11/16/2023	Gobi Library Solutions from EB	505.06	Library Books
79371	11/16/2023	HEB Grocery Company	76.91	Instructional Supplies
79372	11/16/2023	Home Depot	520.62	Instructional Supplies
79373	11/16/2023		51.25	Funds Held for Others
79374	11/16/2023	Lawrence Greenwood	720.00	Instructional Supplies
79375	11/16/2023		53.02	Funds Held for Others
79376	11/16/2023	Marianna Industries Inc	81.91	Instructional Supplies
79377	11/16/2023		40.00	A/R - Students
79378	11/16/2023	Patterson Dental Company	229.95	Software Desk Lic Fees
79379	11/16/2023	Pittsburg Paints	520.41	Building Structure
79380	11/16/2023	Proforma Total Print Source	434.50	Funds Held for Others
79381	11/16/2023	Spectrum	8,446.05	Telephone
79382	11/16/2023	TASB Risk Management Fund	19,328.30	Unemployment
79383	11/16/2023	Toshiba Business Solutions	473.50	Copier Rental

**Del Mar College
Financial Record System
Bank 41 Colleague**

Disbursements for dates 11/01/2023 thru 11/30/2023

Check	Date	Payee	Amount	Description
79384	11/16/2023	UniFirst	10.65	Uniforms
79385	11/16/2023	Workplace Resource LLC	141,174.58	< 5,000 Furn and Fix Not Cap
79386	11/17/2023	Annuity Investment	50.00	A/P - TSA
79387	11/17/2023	Fiduciary Trust Company of New	20.00	A/P - TSA
79388	11/17/2023	Financial Management Services	140.26	A/P - IRS Levy
79389	11/17/2023	Texas Workforce Commission	5,606.42	Grants & Contracts
79390	11/21/2023	A-Tex Restaurant Supply Inc	7,820.75	Supplies - Other
79391	11/21/2023	Alliance Health Resources Mobi	3,237.00	Online Services
79392	11/21/2023	Armstrong McCall Beauty Supply	173.80	Instructional Supplies
79393	11/21/2023	City of Corpus Christi	205.00	Site License or Renewal Fees
79394	11/21/2023		3,889.00	A/R - Students
79395	11/21/2023	Discount School Supply	342.65	Instructional Supplies
79396	11/21/2023	Gobi Library Solutions from EB	89.15	Library Books
79397	11/21/2023	Healthstream, Inc	240.00	Testing Supplies
79398	11/21/2023	HEB Grocery Company	1,383.81	Instructional Supplies
79399	11/21/2023	Kaplan Early Learning Company	1,352.89	Instructional Supplies
79400	11/21/2023	M & S Tree and Lawn Service	15,000.00	Site Improvements
79401	11/21/2023	Matthew Madden	600.00	Contractors
79402	11/21/2023	NOCTI	176.00	Testing Supplies
79403	11/21/2023	Pocket Nurse	19,602.00	< 5,000 Equip Not Cap INVT
79404	11/21/2023	Priority Management Systems	8,295.00	Professional Development
79405	11/21/2023	Screening One Inc	471.90	Online Services
79406	11/21/2023	Texas Commission on Fire	75.00	Instructional Supplies
79407	11/21/2023	Texas Dpt Licensing	280.00	Site License or Renewal Fees
79408	11/21/2023	UniFirst	85.23	Uniforms
79409	11/21/2023	United Rentals North America I	790.00	Instructional Supplies
79410	11/21/2023	US Foods Inc	2,941.66	Food Supplies
79411	11/28/2023	ADEC Inc	374.40	Repairs & Maintenance
79412	11/28/2023	Advanced Filtration Products L	3,752.47	HVAC
79413	11/28/2023	Aircraft Spruce & Specialty Co	61.17	Instructional Supplies
79414	11/28/2023	Aransas County Partnership ECD	5,000.00	Production, Publications & Prom
79415	11/28/2023	Augusoft, Inc.	213,999.00	< 5,000 Software Not Cap INVT
79416	11/28/2023	CC Battery Co Inc	800.80	Repairs & Maintenance
79417	11/28/2023	City of Corpus Christi	60.00	Memberships & Dues
79418	11/28/2023	Coastal Welding Supply Inc	361.00	Instructional Supplies
79419	11/28/2023	College Health Services LLC	7,700.00	Software Desk Lic Fees
79420	11/28/2023	Corpus Christi Gun Club	2,706.00	Instructional Supplies
79421	11/28/2023	DEX Imaging LLC	640.22	Copier Rental
79422	11/28/2023	Discount School Supply	17.22	Instructional Supplies
79423	11/28/2023	Discount Tire	418.46	Repairs & Maintenance
79424	11/28/2023	Education Management Solutions	44,141.00	Maint Agree-Software
79425	11/28/2023	Flowers Baking Company	178.11	Food Supplies
79426	11/28/2023	Gemair Distributors LLC	145.37	Instructional Supplies
79427	11/28/2023	GreatAmerica Financial Service	548.00	Equipment Maintenance Subscrip
79428	11/28/2023	HEB Grocery Company	61.38	Food Supplies
79429	11/28/2023	Hose of South Texas	144.76	Instructional Supplies
79430	11/28/2023	Procter & Gamble Distributing	236.88	Instructional Supplies
79431	11/28/2023	QLess Inc	25,833.30	Software Desk Lic Fees
79432	11/28/2023	Reeder Distributors Inc	358.60	Repairs & Maintenance
79433	11/28/2023	Region 5 Education Service Ctr	300.00	Office Supplies
79434	11/28/2023	Sam's Club	483.26	Funds Held for Others

**Del Mar College
Financial Record System
Bank 41 Colleague**

Disbursements for dates 11/01/2023 thru 11/30/2023

Check	Date	Payee	Amount	Description
79435	11/28/2023	Spectrum	834.35	Telephone
79436	11/28/2023	Spectrum	2,737.75	Telephone
79437	11/28/2023	Spectrum	834.35	Telephone
79438	11/28/2023	Spectrum	2,737.75	Telephone
79439	11/28/2023	Spectrum	2,737.75	Telephone
79440	11/28/2023	Spectrum	2,737.75	Telephone
79441	11/28/2023	Spectrum	1,491.85	Telephone
79442	11/28/2023	Spectrum	219.80	Telephone
79443	11/28/2023	Spectrum	2,737.75	Telephone
79444	11/28/2023	Spectrum	2,737.75	Telephone
79445	11/28/2023	Spectrum	100.51	Telephone
79446	11/28/2023	TASB Risk Management Fund	12,327.15	Workman's Comp
79447	11/28/2023	Third Coast Distributing	23.98	Instructional Supplies
79448	11/28/2023	UniFirst	83.36	Instructional Supplies
79449	11/28/2023	VWR International LLC	2,931.23	Instructional Supplies
79450	11/30/2023	A-Tex Restaurant Supply Inc	106.38	Supplies - Other
79451	11/30/2023	Allied Universal Security Serv	146,142.57	Security Services
79452	11/30/2023	American Society of Health-	3,100.00	Accreditation Expense
79453	11/30/2023	AT & T	7,692.02	Telephone
79454	11/30/2023	B. E. Beecroft Company, Inc	918,385.90	Contractors
79455	11/30/2023	Beacon Technologies	630.00	Software Desk Lic Fees
79456	11/30/2023	Big M Pest Control	135.00	Repairs & Maintenance
79457	11/30/2023	Coastal Welding Supply Inc	114.94	Instructional Supplies
79458	11/30/2023	Dell Technologies Inc	3,291.20	< 5,000 Computer Not Cap INVT
79459	11/30/2023	Ecolab Inc	86.28	Repairs & Maintenance
79460	11/30/2023		167.68	Funds Held for Others
79461	11/30/2023	Gobi Library Solutions from EB	1,525.75	Library Continuation
79463	11/30/2023	HEB Grocery Company	49.70	Instructional Supplies
79464	11/30/2023	Hose of South Texas	47.69	Repairs & Maintenance
79465	11/30/2023	International Association of H	1,446.99	Instructional Supplies
79466	11/30/2023	Interstate Batteries of	3,682.85	P & S - Other
79467	11/30/2023	Jobelephantcom Inc	609.00	Recruitment
79468	11/30/2023	Joint Review Committee for	1,500.00	Accreditation Expense
79469	11/30/2023	Jones & Bartlett Learning, LLC	286.13	Instructional Supplies
79470	11/30/2023	Layer 3 Communications LLC	3,677.24	Equipment Maintenance Subscrip
79471	11/30/2023	Liquid Networx	109,800.00	Contract Labor
79472	11/30/2023	Jonnathan A. Lopez Erazo	659.00	Federal
79473	11/30/2023	Norcostco	1,225.60	Instructional Supplies
79474	11/30/2023	Patterson Dental Company	223.32	Instructional Supplies
79475	11/30/2023	Pittsburg Paints	327.31	Building Structure
79476	11/30/2023	Pocket Nurse	5,564.11	Instructional Supplies
79477	11/30/2023	RDA Promart	803.79	Instructional Supplies
79478	11/30/2023	Siteimprove Inc	7,902.52	Software Desk Lic Fees
79479	11/30/2023	Truckload Carriers Association	375.00	Memberships & Dues
79480	11/30/2023	United Rentals North America I	1,762.25	P & S - Other
79481	11/30/2023	Valley Business Machines	227.85	< 5,000 Computer Not Cap INVT
79482	11/30/2023	Annuity Investment	1,150.40	A/P - ORP
79483	11/30/2023	Annuity Investment	150.00	A/P - TSA
79484	11/30/2023	Fiduciary Trust Company of New	4,250.45	A/P - ORP
79485	11/30/2023	National Life Insurance Compan	190.29	A/P - ORP
79486	11/30/2023	National Life Insurance Compan	1,327.01	A/P - ORP

**Del Mar College
Financial Record System
Bank 41 Colleague**

Disbursements for dates 11/01/2023 thru 11/30/2023

Check	Date	Payee	Amount	Description
79487	11/30/2023	National Life Insurance Compan	7,136.27	A/P - TSA
79488	11/30/2023	Newport Trust Company	3,196.85	A/P - ORP
79489	11/30/2023	Newport Trust Company	1,700.00	A/P - TSA
79490	11/30/2023	Putnam Investments (TSA)	750.00	A/P - TSA
79491	11/30/2023	Schneider Electric	41,250.00	Contractors
79492	11/30/2023	Yvonne V. Valdez Trustee	350.00	A/P - Bankruptcy
E0034705	11/2/2023		150.00	Funds Held for Other Additions
E0034706	11/2/2023	Mark S. Escamilla	287.55	Travel
E0034707	11/2/2023	Ashton K. Everett	44.00	Travel
E0034708	11/2/2023		150.00	Funds Held for Other Additions
E0034709	11/2/2023	Rigoberto a. Gonzalez	1,000.00	Contract Labor
E0034710	11/2/2023	Scott Krall	1,000.00	Contract Labor
E0034711	11/2/2023	Robert V. Marraro, Jr.	36.03	Travel
E0034712	11/2/2023	Gina G. Palacios	1,000.00	Contract Labor
E0034713	11/2/2023	Airgas USA	1,725.70	Instructional Supplies
E0034714	11/2/2023	All Points Environmental LLC	2,603.50	Environmental Compliance
E0034715	11/2/2023	Amazon.Com LLC	3,570.92	Supplies - Other
E0034716	11/2/2023	Americo Fin & Annuity Ins Co	25.00	A/P - TSA
E0034717	11/2/2023	Bird's Rubber Stamps	31.00	Office Supplies
E0034718	11/2/2023	Bugpro Inc	1,084.00	Repairs & Maintenance
E0034719	11/2/2023	Bumper to Bumper Easy CDL	11,151.13	Instructional Supplies
E0034720	11/2/2023	Cintas Corporation	699.13	Contractors
E0034721	11/2/2023	Colonial Security Life Ins	35.22	A/P - Optional Life
E0034722	11/2/2023	Columbia Electric Supply	1,370.48	Electrical
E0034723	11/2/2023	Commission on Accreditation	2,550.00	Accreditation Expense
E0034724	11/2/2023	Corpus Christi Athletic Club	258.75	Corpus Christi Athletic Club
E0034725	11/2/2023	Corpus Christi Freightliner	870.24	Repairs & Maintenance
E0034726	11/2/2023	Dearborn Real Estate	57.71	Online Services
E0034727	11/2/2023	Del Mar College Foundation	208.00	Foundation Contributions
E0034728	11/2/2023	Diligent Corporation	10,440.99	Software Desk Lic Fees
E0034729	11/2/2023	EAN Services LLC	172.52	Travel
E0034730	11/2/2023	Gateway Printing & Office Supp	4,605.47	Office Supply Payable
E0034731	11/2/2023	Grainger Inc	1,243.63	< 5,000 Furn and Fix Not Cap
E0034732	11/2/2023	Johnstone Supply	3,320.96	HVAC
E0034733	11/2/2023	Koetter Fire Protection of Cor	7,546.37	Contract Labor
E0034734	11/2/2023	Labatt Food Service LLC	4,964.34	Food Supplies
E0034735	11/2/2023	LK Jordan & Associates	2,300.40	Contractors
E0034736	11/2/2023	Meeder Public Funds, Inc.	2,166.00	Consultants
E0034737	11/2/2023	Metlife	237.50	A/P - TSA
E0034738	11/2/2023	National Loss Control Safety &	2,600.00	Contract Labor
E0034739	11/2/2023	Pepsi Cola Corpus Christi	441.43	Food Supplies
E0034740	11/2/2023	Reliastar Life Insurance Co	75.00	A/P - TSA
E0034741	11/2/2023	TK Elevator Corporation	22,223.02	Repairs & Maintenance
E0034742	11/2/2023	Touchnet Information System	4,881.45	Student Ref Exp
E0034743	11/2/2023	Zoetica, LLC	1,200.00	Consultants
E0034744	11/7/2023	Libby D. Averyt	1,668.95	Travel
E0034745	11/7/2023	Sarah L. Contreras	268.67	Funds Held for Others
E0034746	11/7/2023	Mark S. Escamilla	287.55	Travel
E0034747	11/7/2023	Jason Flores	520.12	Travel
E0034748	11/7/2023	Tammy C. Francis	438.60	Travel
E0034749	11/7/2023	Samuel Garcia	615.80	Travel

**Del Mar College
Financial Record System
Bank 41 Colleague**

Disbursements for dates 11/01/2023 thru 11/30/2023

Check	Date	Payee	Amount	Description
E0034750	11/7/2023	Celia Garza	309.18	Travel
E0034751	11/7/2023	Denise A. Kaufman	100.16	Travel
E0034752	11/7/2023	Gary G. McKinny	11.14	Travel
E0034753	11/7/2023	Robert P. Montez	415.30	Travel
E0034754	11/7/2023	Ms. Delia G. Perez	28.61	Travel
E0034755	11/7/2023	Juli An R. Propp	96.95	Travel
E0034756	11/7/2023	Augustin Rivera Jr.	665.50	Travel
E0034757	11/7/2023	Kasandra G. Rodriguez	440.00	Childcare
E0034758	11/7/2023	Laurie J. Turner	228.91	Travel
E0034759	11/7/2023	Airgas USA	10.56	Instructional Supplies
E0034760	11/7/2023	Amazon.Com LLC	807.38	Library Books
E0034761	11/7/2023	Bugpro Inc	570.00	Repairs & Maintenance
E0034762	11/7/2023	Clampitt Paper Co of San Anton	955.30	Supplies - Other
E0034763	11/7/2023	Coastal Diesel	70.00	Instructional Supplies
E0034764	11/7/2023	Columbia Electric Supply	253.92	Electrical
E0034765	11/7/2023	Corpus Christi Produce	252.78	Food Supplies
E0034766	11/7/2023	Culligan Water Conditioning	444.85	Instructional Supplies
E0034767	11/7/2023	Cyberone, Llc	18,208.94	Software Desk Lic Fees
E0034768	11/7/2023	Gateway Printing & Office Supp	9,501.64	Office Supply Payable
E0034769	11/7/2023	HJS Academy, LLC	1,400.00	Consultants
E0034770	11/7/2023	Labatt Food Service LLC	4,132.23	Instructional Supplies
E0034771	11/7/2023	Made in Corpus Christi LLC	1,375.00	Consultants
E0034772	11/7/2023	Pepsi Cola Corpus Christi	1,801.09	Food Supplies
E0034773	11/7/2023	SecureTech	4,725.00	Consultants
E0034774	11/7/2023	Shoreline Plumbing Co	5,172.50	SC NC Plumbing
E0034775	11/7/2023	Southern Tire Mart	50.00	Repairs & Maintenance
E0034776	11/7/2023	Texas Book Company	1,844.80	Windward Check Clearing Acct
E0034777	11/7/2023	Turner Ramirez Associates Inc	18,446.33	Architect Fees
E0034778	11/7/2023	Weaver	7,668.00	Audit Fees
E0034779	11/9/2023	Priscilla G. Bocanegra	39.05	Instructional Supplies
E0034780	11/9/2023	Ms. Delia G. Perez	48.28	Office Supplies
E0034781	11/9/2023	Cheryl G. Sanders	56.58	Funds Held for Others
E0034782	11/9/2023	Justine M. Shuey	3,000.00	Funds Held for Others
E0034783	11/9/2023	All Points Environmental LLC	1,357.00	Environmental Compliance
E0034784	11/9/2023	Amazon.Com LLC	6,996.26	Office Supplies
E0034785	11/9/2023	Baxter Healthcare Corporation	150.00	Software Desk Lic Fees
E0034786	11/9/2023	Concentra Medical Center	135.00	Employee Med Exam
E0034787	11/9/2023	Corpus Christi Produce	120.77	Food Supplies
E0034788	11/9/2023	Deaf and Hard of Hearing Cente	3,760.00	Special POP Interpreter
E0034789	11/9/2023	Everest Water and Coffee LLC	1,572.50	Food Supplies
E0034790	11/9/2023	Ferguson Enterprises Inc	60.15	Plumbing
E0034791	11/9/2023	Freeit Data Solutions Inc	46,740.77	Software & Service Subscriptio
E0034792	11/9/2023	JL Squared Construction	1,297.25	Contractors
E0034793	11/9/2023	Labatt Food Service LLC	503.94	Instructional Supplies
E0034794	11/9/2023	LK Jordan & Associates	630.48	Contract Labor
E0034795	11/9/2023	National Loss Control Safety &	2,600.00	Contract Labor
E0034796	11/9/2023	Pepsi Cola Corpus Christi	567.34	Food Supplies
E0034797	11/9/2023	Puffer Sweiven LP	5,545.66	Supplies - Other
E0034798	11/9/2023	Republic Services Inc	6,588.55	Disposal Trash
E0034799	11/9/2023	SAS Institute Inc	1,191.00	Software Desk Lic Fees
E0034800	11/9/2023	TK Elevator Corporation	7,963.42	Repairs & Maintenance

**Del Mar College
Financial Record System
Bank 41 Colleague**

Disbursements for dates 11/01/2023 thru 11/30/2023

Check	Date	Payee	Amount	Description
E0034801	11/9/2023	Wilson Consulting for Higher E	41,000.00	Consultants
E0034802	11/9/2023	You Name It Specialties Inc	549.53	Production,Publications & Prom
E0034803	11/14/2023	Yisel Benavides	659.00	Federal
E0034804	11/14/2023	Patricia S. Benavides-Domingue	86.00	Travel
E0034805	11/14/2023	Tyler A. Brownlee	504.46	Travel
E0034806	11/14/2023	Kaila N. Cavazos-Guerra	659.00	Federal
E0034807	11/14/2023	Sarah L. Contreras	471.55	Professional Development
E0034808	11/14/2023	Cynthia R. Garcia	123.84	Travel
E0034809	11/14/2023	Joshua T. Gentry	307.87	Travel
E0034810	11/14/2023	Willie A. Herrera	298.68	Travel
E0034811	11/14/2023	Denise A. Kaufman	66.16	Travel
E0034812	11/14/2023	Nicole A. Kindzirsky	262.68	Travel
E0034813	11/14/2023	George P. Lister	605.22	Travel
E0034814	11/14/2023	Mendy L. Meurer	285.58	Travel
E0034815	11/14/2023	Candice E. Moreland	260.05	Travel
E0034816	11/14/2023	Fidencio G. Palomo	504.46	Travel
E0034817	11/14/2023	Brooklyn V. Rhoder	659.00	Federal
E0034818	11/14/2023	Mr. Mark W. Robbins	141.52	Travel
E0034819	11/14/2023	Ariela J. Rodriguez-Palomares	659.00	Federal
E0034820	11/14/2023	Carlos A. Rodriguez-Palomares	659.00	Federal
E0034821	11/14/2023	Martha Ruiz	238.44	Travel
E0034822	11/14/2023	Rebecca Salinas	124.00	Travel
E0034823	11/14/2023	Cheryl G. Sanders	89.23	Funds Held for Others
E0034824	11/14/2023	Olivia J. Tamez	659.00	Federal
E0034825	11/14/2023	Erica Tavares	659.00	Federal
E0034826	11/14/2023	Airgas USA	5,679.47	Instructional Supplies
E0034827	11/14/2023	Amazon.Com LLC	1,562.39	Supplies - Other
E0034828	11/14/2023	Bird's Rubber Stamps	155.00	Office Supplies
E0034829	11/14/2023	CC Lawn Pros, LLC	23,425.00	Contractors
E0034830	11/14/2023	CDWG LLC	124.77	Instructional Supplies
E0034831	11/14/2023	City of Corpus Christi	20,353.70	Gas
E0034832	11/14/2023	Command Commissioning Llc	3,652.74	A/P End of the Year Accrued
E0034833	11/14/2023	Cornell Smith Mierl Brutocao B	245.00	Legal Fees
E0034834	11/14/2023	Corpus Christi Produce	111.88	Food Supplies
E0034835	11/14/2023	Ebsco Subscription Services	15,100.89	Library - Periodicals
E0034836	11/14/2023	Fisher Scientific Company LLC	635.75	Instructional Supplies
E0034837	11/14/2023	Garda CL Southwest Inc	1,399.75	Security Services
E0034838	11/14/2023	Gateway Printing & Office Supp	155.88	Supplies - Other
E0034839	11/14/2023	Grainger Inc	1,523.25	HVAC
E0034840	11/14/2023	Graves Dougherty Hearon	31,500.00	Legal Fees
E0034841	11/14/2023	Meeder Public Funds, Inc.	2,166.00	Consultants
E0034842	11/14/2023	Nalco Company LLC	4,098.00	Chemical-Water Treatment
E0034843	11/14/2023	National Loss Control Safety &	2,600.00	Contract Labor
E0034844	11/14/2023	Netsync Network Solutions	31,244.10	Supplies - Other
E0034845	11/14/2023	O'Reilly Auto Parts	1.59	Instructional Supplies
E0034846	11/14/2023	PHCC San Antonio	5,965.23	Consultants
E0034847	11/14/2023	SecureTech	1,138.50	Contract Labor
E0034848	11/14/2023	Stridde Collins & Associates	998.45	Architect Fees
E0034849	11/14/2023	Terracon Consultants Inc	16,597.09	Consultants
E0034850	11/14/2023	Texas Book Company	29.69	Other General Expense
E0034851	11/14/2023	TK Elevator Corporation	698.79	Repairs & Maintenance

Del Mar College
Financial Record System
Bank 41 Colleague

Disbursements for dates 11/01/2023 thru 11/30/2023

Check	Date	Payee	Amount	Description
E0034852	11/14/2023	Toyota Lift of Texas	542.95	Repairs & Maintenance
E0034853	11/14/2023	Wilson Consulting for Higher E	3,580.39	Consultants
E0034854	11/14/2023	You Name It Specialties Inc	2,415.90	Production,Publications & Prom
E0034855	11/16/2023	Sandra L. De Leon	21.99	Office Supplies
E0034856	11/16/2023	Estevan R. Guerra	525.00	Contract Labor
E0034857	11/16/2023	Kerstin L. Jones Dale	663.53	Professional Development
E0034858	11/16/2023	Leslie N. Kissling	659.00	Federal
E0034860	11/16/2023	Ciara N. Morin	659.00	Federal
E0034861	11/16/2023	Brittney D. Stewart	659.00	Federal
E0034862	11/16/2023	ACI Payments Inc	161.39	Bank Expenses
E0034863	11/16/2023	Airgas USA	1,439.00	Instructional Supplies
E0034864	11/16/2023	Amazon.Com LLC	12,227.55	Library Books
E0034865	11/16/2023	Americo Fin & Annuity Ins Co	25.00	A/P - TSA
E0034866	11/16/2023	Apple Computer Inc	2,048.00	< 5,000 Computer Not Cap INVT
E0034867	11/16/2023	Bird's Rubber Stamps	124.00	Office Supplies
E0034868	11/16/2023	Carolina Biological Supply	99.34	Instructional Supplies
E0034869	11/16/2023	CDWG LLC	2,529.43	< 5,000 Computer Not Cap INVT
E0034870	11/16/2023	Cintas Corporation	1,398.26	Contractors
E0034871	11/16/2023	Colonial Security Life Ins	35.22	A/P - Optional Life
E0034872	11/16/2023	Corpus Christi Athletic Club	258.75	Corpus Christi Athletic Club
E0034873	11/16/2023	Del Mar College Foundation	208.00	Foundation Contributions
E0034874	11/16/2023	Garda CL Southwest Inc	79.70	Security Services
E0034875	11/16/2023	Gateway Printing & Office Supp	4,768.98	Instructional Supplies
E0034876	11/16/2023	Grainger Inc	1,723.39	Instructional Supplies
E0034877	11/16/2023	JL Squared Construction	28,975.00	Contractors
E0034878	11/16/2023	Johnstone Supply	392.32	HVAC
E0034879	11/16/2023	Labatt Food Service LLC	718.98	Instructional Supplies
E0034880	11/16/2023	LK Jordan & Associates	1,089.68	Contract Labor
E0034881	11/16/2023	Malek Inc	850.50	SC NC HVAC
E0034882	11/16/2023	Marshall Company	120,368.90	Contractors
E0034883	11/16/2023	Metlife	237.50	A/P - TSA
E0034884	11/16/2023	Reliastar Life Insurance Co	75.00	A/P - TSA
E0034885	11/16/2023	Safeguard System Inc	151.60	Repairs & Maintenance
E0034886	11/16/2023	Sally Beauty Supply	480.23	Instructional Supplies
E0034887	11/16/2023	Schneider Electric	10,260.00	SC NC HVAC
E0034888	11/16/2023	Southern Tire Mart	2,515.42	Repairs & Maintenance
E0034889	11/16/2023	Stridde Callins & Associates	16,650.00	Consultants
E0034890	11/16/2023	Texas Book Company	487,179.73	A/P - Student 3rd Party
E0034891	11/16/2023	Touchnet Information System	2,994.25	Student Ref Exp
E0034892	11/16/2023	Victory Building Team	267,237.43	Contractors
E0034893	11/16/2023	Winston Water Cooler of Corpus	701.74	Plumbing
E0034894	11/16/2023	Workplace Safety Consultants,	2,464.00	Contract Labor
E0034895	11/21/2023	Catherine C. Albert	212.22	Travel
E0034896	11/21/2023	Veronica A. Blair	22.28	Travel
E0034897	11/21/2023	Angie F. Britton	755.00	Travel
E0034898	11/21/2023		150.00	Funds Held for Other Additions
E0034899	11/21/2023	Maria E. Castillo	352.28	Travel
E0034900	11/21/2023	Sarah L. Contreras	149.00	Travel
E0034901	11/21/2023	Phillip L. Davis	1,390.41	Travel
E0034902	11/21/2023	Ann B. Fierova	247.88	Travel
E0034903	11/21/2023	Cynthia R. Garcia	110.08	Travel

Del Mar College
Financial Record System
Bank 41 Colleague

Disbursements for dates 11/01/2023 thru 11/30/2023

Check	Date	Payee	Amount	Description
E0034904	11/21/2023	Celia Garza	345.20	Travel
E0034905	11/21/2023	Emily M. Gonzalez	188.70	Travel
E0034906	11/21/2023	Rita R. Hernandez	187.99	Travel
E0034907	11/21/2023	Rachel J. Jennische	3,387.60	Funds Held for Others
E0034908	11/21/2023	Liana Joslin	122.50	Travel
E0034909	11/21/2023	Walter V. Kramer	476.06	Travel
E0034910	11/21/2023	Kayla M. Lopez	127.00	Travel
E0034911	11/21/2023	Robert V. Marraro, Jr.	232.63	Travel
E0034912	11/21/2023	Graciela M. Martinez	359.99	Travel
E0034913	11/21/2023	Mendy L. Meurer	106.11	Travel
E0034914	11/21/2023	Jessica M. Montalvo-Cummings	305.06	Travel
E0034915	11/21/2023	Robert T. Muilenburg	228.00	Travel
E0034916	11/21/2023	Mirela V. Oliva	2,000.00	Contract Labor
E0034917	11/21/2023	Victoria L. Pannone	155.92	Travel
E0034918	11/21/2023	Alissa M. Ramirez	248.95	Travel
E0034919	11/21/2023	Leonard Rivera	112.00	Travel
E0034920	11/21/2023	Cheryl G. Sanders	162.00	Travel
E0034921	11/21/2023	Jennifer L. Sramek	429.38	Travel
E0034922	11/21/2023	Thomas A. Villanueva	153.95	Travel
E0034923	11/21/2023	Bugpro Inc	2,175.00	Repairs & Maintenance
E0034924	11/21/2023	Bumper to Bumper Easy CDL	993.85	Online Services
E0034925	11/21/2023	EAN Services LLC	218.19	Funds Held for Others
E0034926	11/21/2023	Gateway Printing & Office Supp	2,567.78	Office Supply Payable
E0034927	11/21/2023	Johnstone Supply	239.18	HVAC
E0034928	11/21/2023	National Loss Control Safety &	2,600.00	Contract Labor
E0034929	11/21/2023	Nueces Electric Cooperative	1,050.21	Electricity
E0034930	11/21/2023	O'Reilly Auto Parts	48.47	P & S - Other
E0034931	11/21/2023	Pepsi Cola Corpus Christi	2,003.79	Food Supplies
E0034932	11/21/2023	RegisterBlast	699.00	Hobet Test
E0034933	11/28/2023	Elizabeth A. Adamson	732.99	Travel
E0034934	11/28/2023	Jason Flores	481.53	Travel
E0034935	11/28/2023	Jose F. Palomo	619.74	Travel
E0034936	11/28/2023	Rebecca Salinas	53.72	Travel
E0034937	11/28/2023	Sydney L. Saumby	412.59	Travel
E0034938	11/28/2023	Michael C. Stineman	87.80	Travel
E0034939	11/28/2023	Amazon.Com LLC	1,701.10	Instructional Supplies
E0034940	11/28/2023	Bird's Rubber Stamps	211.00	Advertising
E0034941	11/28/2023	CC Lawn Pros, LLC	17,300.00	Contractors
E0034942	11/28/2023	CDWG LLC	2,439.35	Supplies - Other
E0034943	11/28/2023	City of Corpus Christi	26,876.32	Gas
E0034944	11/28/2023	Columbia Electric Supply	243.18	Electrical
E0034945	11/28/2023	Corpus Christi Freightliner	861.18	Instructional Supplies
E0034946	11/28/2023	Corpus Christi Produce	93.45	Food Supplies
E0034947	11/28/2023	EAN Services LLC	1,031.66	Travel
E0034948	11/28/2023	Ferguson Enterprises Inc	18.56	Plumbing
E0034949	11/28/2023	Fisher Scientific Company LLC	8,099.78	> 5,000 Equipment Capitalized
E0034950	11/28/2023	Garda CL Southwest Inc	1,399.75	Security Services
E0034951	11/28/2023	Gateway Printing & Office Supp	7,512.10	Office Supply Payable
E0034952	11/28/2023	Labatt Food Service LLC	4,795.31	Food Supplies
E0034953	11/28/2023	LK Jordan & Associates	352.80	Contract Labor
E0034954	11/28/2023	O'Reilly Auto Parts	71.03	P & S - Other

**Del Mar College
Financial Record System
Bank 41 Colleague**

Disbursements for dates 11/01/2023 thru 11/30/2023

Check	Date	Payee	Amount	Description
E0034955	11/28/2023	Parchment LLC	6,905.50	Transcript Fee
E0034956	11/28/2023	Rev.Com	238.25	Online Services
E0034957	11/28/2023	Safeguard System Inc	785.00	Repairs & Maintenance
E0034958	11/28/2023	San Antonio Area Plumbers & Pi	22,528.00	Consultants

Del Mar College
Financial Record System
Bank 41 Colleague

Disbursements for dates 11/01/2023 thru 11/30/2023

Check	Date	Payee	Amount	Description
E0034959	11/28/2023	SecureTech	4,725.00	Consultants
E0034960	11/28/2023	Shoreline Plumbing Co	14,184.75	Contractors
E0034961	11/28/2023	TK Elevator Corporation	7,963.42	Repairs & Maintenance
E0034962	11/28/2023	You Name It Specialties Inc	1,083.82	Production, Publications & Prom
E0034963	11/30/2023	Ms. Beatriz I. Alvarado	316.76	Travel
E0034964	11/30/2023	Timothy P. Giuliani	6,725.00	Commencement Expense
E0034965	11/30/2023	Samantha Guerra	380.00	Childcare
E0034966	11/30/2023	Kaitlin M. Houlihan	380.00	Childcare
E0034967	11/30/2023	Walter V. Kramer	510.00	Travel
E0034968	11/30/2023	Erinn C. McComb	707.40	Travel
E0034969	11/30/2023	Yesenia M. Medellin	380.00	Childcare
E0034970	11/30/2023	Robert J. Mirabal	310.00	Travel
E0034971	11/30/2023	Kasandra G. Rodriguez	380.00	Childcare
E0034972	11/30/2023	Lisa M. Rubin	250.00	Contract Labor
E0034973	11/30/2023		275.00	Funds Held for Other Additions
E0034974	11/30/2023	Justine M. Shuey	3,000.00	Funds Held for Others
E0034975	11/30/2023	Valerie A. Sutherland	220.00	Childcare
E0034976	11/30/2023	Tabitha M. Turner	760.00	Childcare
E0034977	11/30/2023	Airgas USA	3,807.22	Instructional Supplies
E0034978	11/30/2023	Altex Electronics	299.95	Supplies - Other
E0034979	11/30/2023	Americo Fin & Annuity Ins Co	25.00	A/P - TSA
E0034980	11/30/2023	Bumper to Bumper Easy CDL	1,355.25	Online Services
E0034981	11/30/2023	Cintas Corporation	490.81	Contractors
E0034982	11/30/2023	Clampitt Paper Co of San Anton	955.30	Supplies - Other
E0034983	11/30/2023	Colonial Security Life Ins	259.66	A/P - Optional Life
E0034984	11/30/2023	Command Commissioning Llc	69,255.20	Consultants
E0034985	11/30/2023	Concentra Medical Center	135.00	Employee Med Exam
E0034986	11/30/2023	Corpus Christi Athletic Club	4,117.87	Corpus Christi Athletic Club
E0034987	11/30/2023	Corpus Christi Freightliner	12,915.34	Repairs & Maintenance
E0034988	11/30/2023	Dearborn Real Estate	57.71	Online Services
E0034989	11/30/2023	Del Mar College Foundation	4,531.67	Foundation Contributions
E0034990	11/30/2023	EAN Services LLC	1,550.96	Travel
E0034991	11/30/2023	Everest Water and Coffee LLC	766.74	Food Supplies
E0034992	11/30/2023	Ferguson Enterprises Inc	30.62	Plumbing
E0034993	11/30/2023	Fisher Scientific Company LLC	739.29	Instructional Supplies
E0034994	11/30/2023	Gateway Printing & Office Supp	223.95	Instructional Supplies
E0034995	11/30/2023	Grainger Inc	2,917.16	Instructional Supplies
E0034996	11/30/2023	Henry Schein Inc	198.62	Instructional Supplies
E0034997	11/30/2023	Jefferson National Life	2,028.23	A/P - ORP
E0034998	11/30/2023	Johnstone Supply	911.31	HVAC
E0034999	11/30/2023	Labatt Food Service LLC	4,458.26	Instructional Supplies
E0035000	11/30/2023	LK Jordan & Associates	2,850.32	Contract Labor
E0035001	11/30/2023	Malek Inc	8,337.14	SC NC HVAC
E0035002	11/30/2023	Medialab	123.90	Software Desk Lic Fees
E0035003	11/30/2023	Metlife	2,143.90	A/P - ORP
E0035004	11/30/2023	Nalco Company LLC	3,353.20	Chemical-Water Treatment
E0035005	11/30/2023	PowerSchool Group LLC	1,166.40	Software Desk Lic Fees
E0035006	11/30/2023	Puffer Sweiven LP	76.61	Repairs & Maintenance
E0035007	11/30/2023	Reliastar Life Insurance Co	175.00	A/P - TSA
E0035008	11/30/2023	Republic Services Inc	404.34	Supplies - Other
E0035009	11/30/2023	Safeguard System Inc	1,740.00	Contract Labor

**Del Mar College
Financial Record System
Bank 41 Colleague**

Disbursements for dates 11/01/2023 thru 11/30/2023

Check	Date	Payee	Amount	Description
E0035010	11/30/2023	Schneider Electric	5,130.00	SC NC HVAC
E0035011	11/30/2023	Southern Tire Mart	306.00	Repairs & Maintenance
E0035012	11/30/2023	Texas Gulf Coast JATC	4,900.00	Consultants
E0035013	11/30/2023	USAA Annuity Life Insurance Co	1,741.31	A/P - ORP
E0035014	11/30/2023	Victory Capital Advisers Inc	7,990.36	A/P - ORP
E0035015	11/30/2023	Winston Water Cooler of Corpus	581.17	Plumbing
E0035016	11/30/2023	You Name It Specialties Inc	213.58	Production, Publications & Prom
Total:			\$ 4,873,239.12	

Del Mar College
Financial Record System
Bank 41 Colleague

Disbursements for dates 11/01/2023 thru 11/30/2023

Check	Date	Payee	Amount	Description
79250	11/2/2023	Fulton Coastcon a Joint Ventur	\$	19,807.48 Water
79256	11/2/2023	Instructure Inc		104,942.00 Software Desk Lic Fees
79271	11/2/2023	U.S. Bank Voyager Fleet System		12,439.06 Fuel/Oil
79282	11/7/2023	B. E. Beecroft Company, Inc		526,540.35 Contractors
79304	11/9/2023	Ocelot		35,000.00 Software Desk Lic Fees
79308	11/9/2023	Dynamic Systems, Inc.		37,031.96 Contractors
79323	11/9/2023	Pocket Nurse		17,911.11 < 5,000 Equip Not Cap INVT
79329	11/9/2023	Tubbesing Services LLC		18,071.00 Contractors
79351	11/14/2023	Nueces County Appraisal		278,023.00 Tax Appraisal Fee
79382	11/16/2023	TASB Risk Management Fund		19,328.30 Unemployment
79385	11/16/2023	Workplace Resource LLC		141,174.58 < 5,000 Equip Not Cap INVT
79400	11/21/2023	M & S Tree and Lawn Service		15,000.00 Site Improvements
79403	11/21/2023	Pocket Nurse		19,602.00 < 5,000 Equip Not Cap INVT
79415	11/28/2023	Augusoft, Inc.		213,999.00 < 5,000 Software Not Cap INVT
79424	11/28/2023	Education Management Solutions		44,141.00 Maint Agree-Software
79431	11/28/2023	QLess Inc		25,833.30 Software Desk Lic Fees
79446	11/28/2023	TASB Risk Management Fund		12,327.15 Workman's Comp
79451	11/30/2023	Allied Universal Security Serv		146,142.57 Security Services
79454	11/30/2023	B. E. Beecroft Company, Inc		918,385.90 Contractors
79471	11/30/2023	Liquid Networkx		109,800.00 Contract Labor
79491	11/30/2023	Schneider Electric		41,250.00 Contractors
E0034719	11/2/2023	Bumper to Bumper Easy CDL		11,151.13 Instructional Supplies
E0034728	11/2/2023	Diligent Corporation		10,440.99 Software Desk Lic Fees
E0034741	11/2/2023	TK Elevator Corporation		22,223.02 Repairs & Maintenance
E0034767	11/7/2023	Cyberone, Llc		18,208.94 Software Desk Lic Fees
E0034777	11/7/2023	Turner Ramirez Associates Inc		18,446.33 Architect Fees
E0034791	11/9/2023	Freeit Data Solutions Inc		46,740.77 Software & Service Subscription
E0034801	11/9/2023	Wilson Consulting for Higher E		41,000.00 Consultants
E0034829	11/14/2023	CC Lawn Pros, LLC		23,425.00 Contractors
E0034831	11/14/2023	City of Corpus Christi		20,353.70 Gas
E0034835	11/14/2023	Ebsco Subscription Services		15,100.89 Library - Periodicals
E0034840	11/14/2023	Graves Dougherty Hearon		31,500.00 Legal Fees
E0034844	11/14/2023	Netsync Network Solutions		31,244.10 Supplies - Other
E0034849	11/14/2023	Terracon Consultants Inc		16,597.09 Consultants
E0034864	11/16/2023	Amazon.Com LLC		12,227.55 Library Books
E0034877	11/16/2023	JL Squared Construction		28,975.00 Contractors
E0034882	11/16/2023	Marshall Company		120,368.90 Contractors
E0034887	11/16/2023	Schneider Electric		10,260.00 SC NC HVAC
E0034889	11/16/2023	Stridde Callins & Associates		16,650.00 Consultants
E0034890	11/16/2023	Texas Book Company		487,179.73 A/P - Student 3rd Party
E0034892	11/16/2023	Victory Building Team		267,237.43 Contractors
E0034941	11/28/2023	CC Lawn Pros, LLC		17,300.00 Contractors

**Del Mar College
Financial Record System
Bank 41 Colleague**

Disbursements for dates 11/01/2023 thru 11/30/2023

Check	Date	Payee	Amount	Description
E0034943	11/28/2023	City of Corpus Christi	26,876.32	Gas
E0034958	11/28/2023	San Antonio Area Plumbers & Pi	22,528.00	Consultants
E0034960	11/28/2023	Shoreline Plumbing Co	14,184.75	Contractors
E0034984	11/30/2023	Command Commissioning Llc	69,255.20	Consultants
E0034987	11/30/2023	Corpus Christi Freightliner	12,915.34	Repairs & Maintenance
Total: \$			<u>4,169,139.94</u>	

Regular Agenda Item 8


Regular Agenda

Item 9



DATE: February 13, 2024

To: Mark Escamilla, Ph.D., President and CEO

From: Lenora Keas, Executive Vice President and Chief Operating Officer 

Subject: Proposed Del Mar College Participation in the Tax Increment Reinvestment Zone No. 2 Packery Channel – North Padre Island Extension

SUMMARY:

The City of Corpus Christi passed Ordinance #024270 in 2001 creating the Tax Increment Reinvestment Zone No. 2 (TIRZ #2) in an area of Corpus Christi on North Padre Island at or near the Packery Channel which requested monitoring and improvements to the Channel. The College currently has one board member appointed to the TIRZ Board. Tax increment financing is a tool authorized by Chapter 311 of the Texas Tax Code (Chapter 311) by which local governments, such as the Del Mar College District, can reinvest tax revenues from certain taxable property in the district to fund the costs of certain public works, or other projects that benefit a specific geographic area. College Policy B4.37 provides guidance and direction as to the requirements for participation in TIRZ.

BACKGROUND:

In 2022, the City amended Ordinance #024270, Reinvestment Zone No. 2, City of Corpus Christi TIRZ #2 on Padre Island, by extending the term to December 31, 2042; modifying the boundaries to add the portions of the Whitecap PID that are currently outside the TIRZ #2 boundary; and amending the Tax Increment Reinvestment Zone No.2 Amended Project & Financing Plans to add continuing maintenance of the Packery Channel through December 31, 2042. Costs include \$36,400,000, for Packery Channel maintenance, infrastructure improvements to R. Briscoe King Pavilion in the amount of \$2,000,000, creation of a multi-mobility plan at a cost of \$150,000, and infrastructure improvements related to the Whitecap PID development in the amount of \$11,500,000, as recommended by the TIRZ #2 Board on October 25, 2022 and November 1, 2022. Total existing commitments are \$50,050,000.

The College received notice of discussions from the City on April 18 and May 16, 2023. The administration has evaluated the TIRZ #2 amended proposal in accordance with DMC Board Policy B4.37 and find it in compliance.

Potential project categories include:

- Parks and infrastructure projects at \$54,800,000
- Mobility at \$17,300,000
- Development reimbursement and administration at \$39,900,000
- Water/wastewater infrastructure at \$38,950,000
- Total project allocation of \$150,950,000

Reference the City of Corpus Christi Legislation: *The City ordinance amending Ordinance No. 024270, which created the Reinvestment Zone No. 2, City of Corpus Christi (TIRZ #2) on Padre Island, by amending the City's contribution amount, which will increase anticipated revenues by \$140,100,000 for total revenue of \$201,000,000; modifying the boundaries to add areas requested for inclusion by Nueces County; and to add approved projects and anticipated expenditures in the amount of \$150,950,000 for total expenditures of \$201,000,000, which will be more fully defined within a future amendment, as recommended by the TIRZ #2 Board on April 18, 2023.*

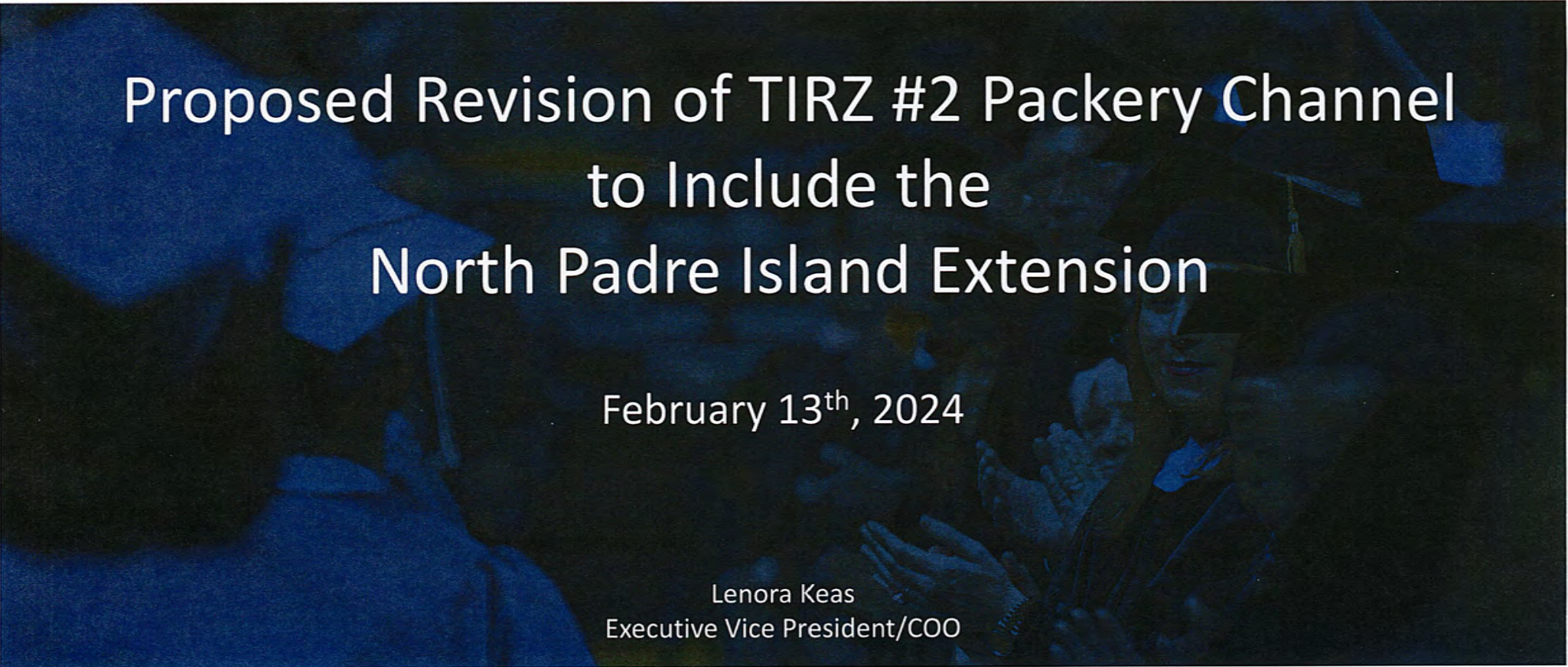
The present tax valuation of the property is \$837,198,500 and the projected value with improvements in ten years is \$2.5 billion and in twenty years is \$2.9 billion. If the College contributes at 100% for five years and 50% for the following five years, the total contribution will be \$13,358,278.00.

STAFF ANALYSIS:

Based upon final analysis, the following brings the most long-term benefit to the College: that the College participate in the TIRZ #2 Extension for a period of ten years at 100% for the first five years and 50% for the following five years with a maximum contribution of \$13,400,000.00. Also, that the Board of Regents authorizes Administration to execute final documentation and an Interlocal Agreement with the City of Corpus Christi.

LIST OF SUPPORTING DOCUMENTS:

1. PPTx Presentation
2. City of Corpus Christi City Council presentation of May 16, 2023
3. City of Corpus Christi Legislation Details for amending Ordinance no. 024270

The background of the top half of the slide is a dark, blue-tinted photograph of graduates in caps and gowns. Some graduates are visible in the foreground, while others are in the background, creating a sense of a large gathering.

Proposed Revision of TIRZ #2 Packery Channel to Include the North Padre Island Extension

February 13th, 2024

Lenora Keas
Executive Vice President/COO



Agenda of Topics

- Provide an overview of the requirements of a Tax Increment Reinvestment Zone (TIRZ) as authorized by Chapter 311 of the Texas Tax Code by which local governments can reinvest tax revenues from certain taxable property in the District to fund the costs of certain public works, other projects that benefit a specific geographical area, termed a “Reinvestment Zone” or TIRZ.
- Review DMC TIRZ Policy B4.37 and general information.
- Review a summary of the College’s past participation with TIRZ #1-5.
- Discussion and presentation on TIRZ #2 Packery Channel to include the North Padre Island Extension.
- Following in the Regular Agenda item will be TIRZ #6 Barisi Village.

Allowable Uses of TIRZ

Infrastructure and improvements that benefit the TIRZ zone and would not otherwise occur ***but for*** creation of the zone:

- Public infrastructure
- Public improvements
- Capital maintenance of public infrastructure
- Reimbursement to private parties that make improvements
- Programs or other projects that benefit the zone

Tax Increment Zone



Base Year

Base Year value is established based on taxable value for most recent tax year



Eligible Expenses

Eligible expenses defined in the Project and Financing Plan for the zone



Participation

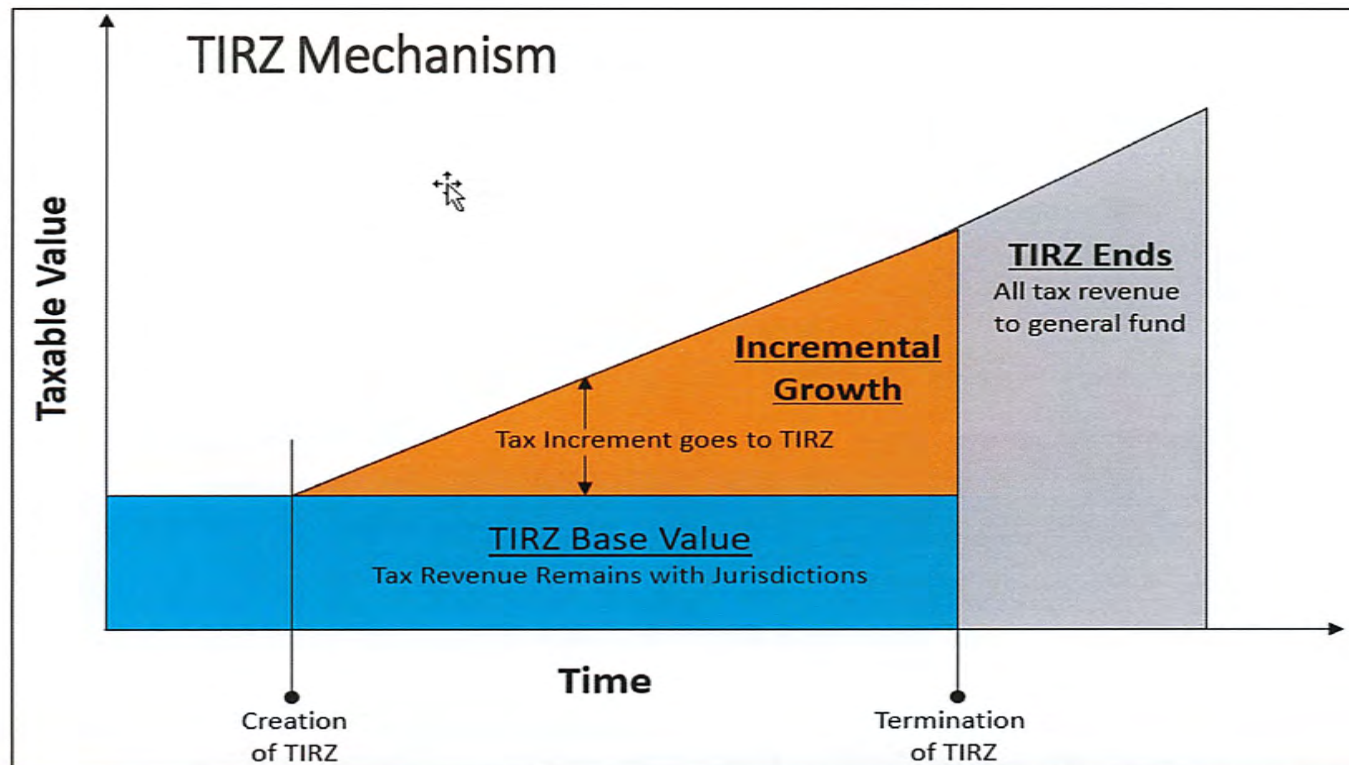
Taxing entities allocate up to 100% of taxes collected above the base year to the zone



Reimbursement

Tax revenue generated by growth above the base year is used to reimburse for eligible expenses

Tax Increment Zone



Project and Financing Plan

Project and Financing Plan defines the allowable uses of the funds

- Plan should be a living document
- Should be updated to reflect the current needs of the TIRZ area
- Plan can be amended at any time with recommendation of the TIRZ Board and the approval of City Council

Summary of TIRZ at Del Mar College

TIRZ	DMC REP	AREA COVERED	YEARS	PERCENTAGE	CURRENT STATUS
#1- BAYFRONT	COMPLETED	Bayfront	1983-2004		Ended
#2- PADRE ISLAND/PACKERY CHANNEL	Libby Averyt	Infrastructure on Padre/near Packery Channel	2000-2022	2001-2006 (100%) 2006-2007 (80%) 2007-2008 (60%) 2008-2009 (40%) 2009-2010 (20%) 2010-2023 N/A	Obligation Ended
#3-DOWNTOWN	Rudy Garza	Downtown Area/SEA District	2008-2028	2009-Present (100%)	On Going
#4- NORTH BEACH	David Loeb	North end Rincon Channel, South to USS Lexington /Adjacent to Texas State Aquarium and West of the Port of CC	2019-2039	100% (2020-2028) 75%(2029-2038)	On Going
#5- BoCo	David Loeb	SPID & Crosstown	2020-2024	75% (2020-2024) (max. \$4m Contribution)	On Going
#6- Barisi Village		Former Pharaoh Valley Country Club area along Ennis Joslin, Pharoah Drive to the north, Delta and Clarion Drives to western border, and McArdle, Aswan, Hathor, and Rock Creed drives along the southern area.			

**Future
Development:
\$2 Billion in
investment
projected over the
next 12 years.**

Whitecap Preserve

\$800 million over 10 years

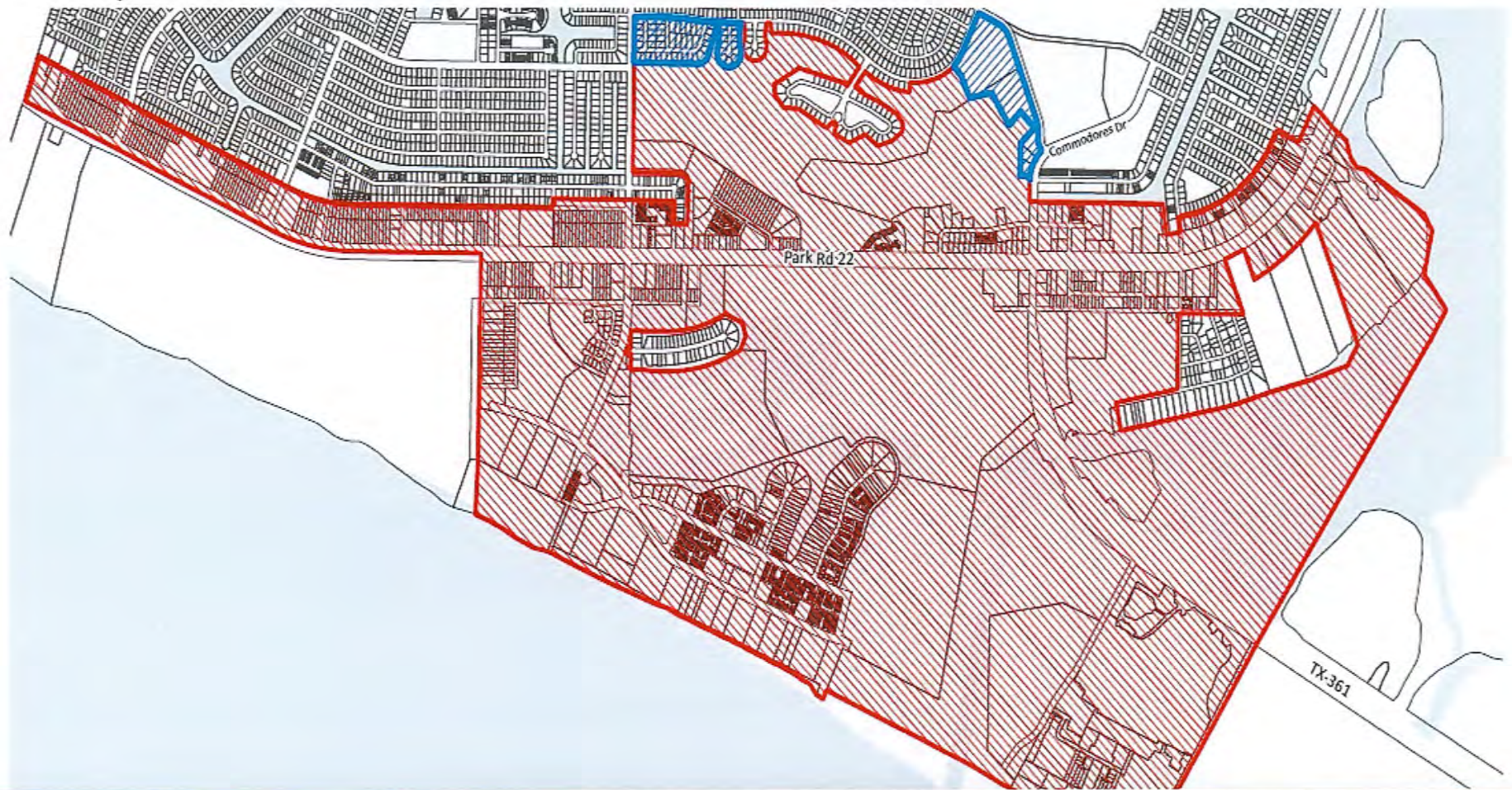
Lake Padre

\$700 million over 12 years

Other potential projects

\$500 million over 5-10 years

Proposed TIRZ #2 Boundaries



Projects

Including Lake Padre and White Cap Projects

Phase I / Year 2024 / Projected 5 Year Buildout

Marina Retail
Phase I Marina Slips & Fuel Dock
Apartments – Phase I
Resort Hotel
Canal Retail
Boardwalk
Golf Cart & Pedestrian Bridges

Phase II / Year 5 / Projected 3 Year Buildout

Canal Retail II
Parking Garages – 2
Marina Slips

Phase III / Year 3 / Projected 5 Year Buildout

Cove Multi-Family for Sale

Phase IV / Year 3 / 5-7 Year Buildout

Channel-side – Townhouses
Channel-side – Single Family
Channel-side – Retail

Phase V / Year 7 / 5 Year Buildout

Cove Shops
Cove Grocery
Cove Hotel

Identified Needs

Ongoing Packery Channel maintenance

Improved amenities within the TIRZ

Stormwater, Water and Wastewater infrastructure

Mobility, connectivity, walkability

Environmental conservation/preservation

Quality entertainment and retail infrastructure

Water circulation and quality

Potential Project Summary

	Project Total
Water/Wastewater Infrastructure	\$113,030,000
Parks and Infrastructure Projects	\$34,800,000
Mobility Projects	\$17,300,000
Developer Reimbursement	\$17,900,000
Administration	\$2,000,000
Total Potential Projects	\$185,030,000

Water/Wastewater

Water Projects	Project Total	Wastewater Projects	Project Total
Sand Dollar connection to Coral Vine Elevated Storage Tank	\$6,930,000	Whitecap Wastewater Treatment Plant Improvements	\$20,000,000
Waterline extension to Padre Island	\$35,000,000	Whitecap effluent water reuse	\$1,500,000
Waterline replacement-large and small diameter	\$12,000,000	Wastewater line and manhole replacement	\$7,000,000
Sand Dollar Pump Station	\$25,000,000	Lift station repair and capital maintenance within the Whitecap basin	\$5,000,000
		Aquarius Lift Station repairs	\$600,000
Total Water Projects	\$78,930,000	Total Wastewater Projects	\$34,100,000

Parks and Infrastructure

	Project Total		Project Total
Packery Channel Loop Road	\$1,000,000	Seawall Repairs, Access improvements, amenities	\$15,000,000
Commodore Park Improvements	\$2,000,000	Multi-purposed community meeting facility	\$5,000,000
Briscoe King Pavilion (additional)	\$2,000,000	Paper Street development	\$7,300,000
Seawall parking lot pavilion	\$500,000	Environmental and preliminary studies for second causeway	\$2,000,000
		Total Parks and Infrastructure Projects	\$34,800,000

Mobility

	Project Total		Project Total
Mobility Plan Implementation Phase I	\$2,000,000	Mobility Plan Implementation Phase II	\$2,000,000
Pedestrian and bike safety improvements (near seawall)	\$300,000	Park Road 22 pedestrian and access management improvements	\$13,000,000
		Total Parks and Infrastructure Projects	\$17,300,000

Development Reimbursement and Administration

	Project Total		Project Total
Developer Reimbursement-Lake Padre	\$17,900,000	Administration-20 years	\$2,000,000
		Total Parks and Infrastructure Projects	\$19,900,000

Projected New Jobs and Programs

Jobs Created

- Create 485 new fulltime jobs in management, sales, office/clerical, and skilled crafts by the end of ten years.
- Total increase in salaries of \$20 million over the ten years.
- Creating over 2,680 construction jobs during the ten year buildout.

Related Programs at Del Mar College

- Management Development
- Marketing
- Real Estate Sales
- Computer Technology
- Industrial and Public Safety

Tax Revenue Projections

Tax Year	Fiscal Year	DMC Base Year Assessed Value	DMC Tax Rate per \$100 Valuation	DMC Taxes Collected	TIRZ Increment Value	Contribution Percentage	TIRZ Revenues
2001	2002	\$81,806,630	0.219880	\$179,876.42	\$11,719,249	100%	\$25,042
2002	2003	84,823,017	0.219880	186,508.85	19,366,429	100%	42,771
2003	2004	82,834,218	0.235661	195,207.95	31,475,558	100%	73,168
2004	2005	83,859,532	0.233770	196,038.43	69,255,425	100%	157,173
2005	2006	83,163,900	0.283270	235,578.38	175,120,699	100%	214,058
2006	2007	82,768,608	0.255723	299,355.02	171,468,067	80%	357,893
2007	2008	82,818,649	0.242089	457,095.63	264,986,011	60%	348,881
2008*	2009	82,818,649	0.242089	585,396.03	264,986,011	40%	348,881
2009*	2010	82,818,649	0.251391	741,119.42	264,986,011	20%	348,881
2010*	2011	82,818,649	0.251391	874,349.61	264,986,011	0%	0

DMC Actual Tax Revenue Collected 2001/2002 - 2007/2008 Including TIRZ Increment Value = \$1,749,660.68

DMC Actual Tax Revenue Collected 2001/2002 - 2007/2008 Excluding TIRZ Increment Value = \$1,405,363.23

Net Gain = \$344,297.45

* 2008-2011 - projections based on 2007/2008 Base Year Assessed Value and TIRZ Increment Value

Proposed Tax Contributions

Tax Year	Fiscal Year	Projected Value	Base Year	Incremental Increase	Contribution A Percentage	Contribution A To TIRZ	Contribution B Percentage	Contribution B To TIRZ
2024	2025	\$837,198,500	\$761,062,763	\$76,135,737	75%	\$135,332	100%	\$180,443
2025	2026	925,464,493	761,062,763	164,401,730	75%	292,227	100%	389,635
2026	2027	1,107,923,297	761,062,763	346,860,534	75%	616,550	100%	822,066
2027	2028	1,324,862,090	761,062,763	563,799,327	75%	1,002,162	100%	1,336,216
2028	2029	1,595,347,328	761,062,763	834,284,565	75%	1,482,953	100%	1,977,271
2029	2030	1,816,059,070	761,062,763	1,054,996,307	50%	1,250,181	50%	1,250,181
2030	2031	2,089,940,309	761,062,763	1,328,877,546	50%	1,574,733	50%	1,574,733
2031	2032	2,260,250,726	761,062,763	1,499,187,963	50%	1,776,553	50%	1,776,553
2032	2033	2,415,799,777	761,062,763	1,654,737,014	50%	1,960,880	50%	1,960,880
2033	2034	2,525,013,331	761,062,763	1,763,950,568	50%	2,090,299	50%	2,090,299
						<u>\$12,181,870</u>		<u>\$13,358,278</u>

If the College Participates for Ten Years:

At the end of 10 years and at 100-50% rate the College will have contributed \$13,358,278.

If there is no investment, taxes collected in year 11 the valuation will be \$761 Million with taxes at \$1.8 Million.

If the development continues as proposed, in year 11 the increased tax valuation will be \$2.5 Billion with taxes of \$4.4 Million.

Most Beneficial to the College:

- College participates for 10 years at 100% for five year and 50% for the next five years with a maximum contribution of up to \$13,400,000.

Process to Date and Next Steps

- Authorize Administration to execute final documentation and Interlocal Agreement with the City of Corpus Christi.
- Continue with appointment of TIRZ Board Member.
- TIRZ Board approves Project and Financing Plan.
- TIRZ Board approves Developer Agreement.
- City Council approves Developer Agreement.

Consideration to:

Authorize Administration to execute final documentation and Interlocal Agreement with the City of Corpus Christi for the College to participate in TIRZ #2 for 10 years at 100% for the first five years and 50% for the next five years with a maximum contribution of up to \$13 Million.



City of Corpus Christi

1201 Leopard Street
Corpus Christi, TX 78401
cctexas.com

Legislation Details (With Text)

File #: 23-0788 **Version:** 1 **Name:**

Type: Public Hearing / First Reading **Status:** Passed

File created: 4/27/2023 **In control:** City Council

On agenda: 5/9/2023 **Final action:** 5/16/2023

Title: Ordinance amending Ordinance No. 024270, which created the Reinvestment Zone No. 2, City of Corpus Christi ("TIRZ #2") on Padre Island, by amending the City's contribution amount, which will increase anticipated revenues by \$140,100,000 for total revenue of \$201,000,000; modifying the boundaries to add areas requested for inclusion by Nueces County; and to add approved projects and anticipated expenditures in the amount of \$150,950,000 for total expenditures of \$201,000,000, which will be more fully defined within a future amendment, as recommended by the TIRZ #2 Board on April 18, 2023.

Sponsors: Finance & Procurement

Indexes:

Code sections:

Attachments: 1. Agenda Memo - TIRZ #2 Ordinance contribution and boundary change -Agenda Memo, 2. Ordinance - TIRZ 2 Expansion and Contribution Amount, 3. TIRZ #2 Map of Boundary Change, 4. May 9 TIRZ presentation

Date	Ver.	Action By	Action	Result
5/16/2023	1	City Council	passed on second reading	Pass
5/9/2023	1	City Council	passed on first reading	Pass

Ordinance amending Ordinance No. 024270, which created the Reinvestment Zone No. 2, City of Corpus Christi ("TIRZ #2") on Padre Island, by amending the City's contribution amount, which will increase anticipated revenues by \$140,100,000 for total revenue of \$201,000,000; modifying the boundaries to add areas requested for inclusion by Nueces County; and to add approved projects and anticipated expenditures in the amount of \$150,950,000 for total expenditures of \$201,000,000, which will be more fully defined within a future amendment, as recommended by the TIRZ #2 Board on April 18, 2023.

An aerial photograph of North Padre Island, showing a long, narrow strip of land. On the left, there are green dunes and some buildings. A sandy beach runs along the right side, with many people and vehicles. The ocean is on the far right, with waves breaking. The sky is clear and blue.

TIRZ # 2- North Padre Island

TIRZ #2 Meeting

May 16, 2023

Heather Hurlbert, CPA, CGFO





Recap

Board Actions October & November 2022

Motion to recommend extension of the term until December 31, 2042 and to add two additional board members to be appointed by City Council on the recommendation of Nueces County

Motion to recommend modification of boundaries to include all portions of Whitecap PID that were currently outside the zone

Motion to recommend modification of boundaries to include the areas recommended by Nueces County including the Packery Channel Nature Park and Padre Balli Park

Motion to recommend amending the project and financing plan to include \$2.0M for improvements to R Briscoe King Pavilion, \$36.4M for Packery Channel maintenance, \$11.5M for Whitecap preserve developer reimbursements, and \$150K for a Mobility Plan.

City Council Actions November & December 2022

Approved ordinance to extend the term until December 31, 2042 and to add two additional board members to be appointed by City Council on the recommendation of Nueces County

Approved ordinance to modify boundaries to include all portions of Whitecap PID that were currently outside the zone

Approved ordinance to amend the project and financing plan to include \$2.0M for improvements to R Briscoe King Pavilion, \$36.4M for Packery Channel maintenance, \$11.5M for Whitecap preserve developer reimbursements, and \$150K for a Mobility Plan.

April 18 Meeting

Recommended revenue contribution amount

Recommended to allocation a total of \$150,950,000 in projects for the Project and Financing Plan

Recommended amendment to the FY2023 Operating Budget



Projects and Expenses

Current Projects and Commitments

	Total Commitment
Packery Channel Maintenance-20 Years	\$36,400,000
Briscoe King Pavilion	\$2,000,000
Whitecap Preserve Reimbursement	\$11,500,000
Mobility Plan	\$150,000
Total Current Commitments	\$50,050,000

Potential Project Categories

- Parks and Infrastructure Projects
- Mobility Projects
- Developer Reimbursement
- TIRZ Administration
- Water/Wastewater Infrastructure

Identified potential projects totaling \$185,030,000 that are eligible to use the estimated \$150,950,000 in available funding

Parks and Infrastructure

	Project Total		Project Total
Packery Channel Loop Road	\$1,000,000	Seawall Repairs, Access improvements, amenities	\$15,000,000
Commodore Park Improvements	\$2,000,000	Multi-purposed community meeting facility	\$5,000,000
Briscoe King Pavilion (additional)	\$2,000,000	Paper Street development	\$7,300,000
Seawall parking lot pavilion	\$500,000	Environmental and preliminary studies for second causeway	\$2,000,000
Other Parks Projects	\$10,000,000	Support for the second causeway	\$10,000,000
		Total Parks and Infrastructure Projects	\$54,800,000

Mobility

	Project Total		Project Total
Mobility Plan Implementation Phase I	\$2,000,000	Mobility Plan Implementation Phase II	\$2,000,000
Pedestrian and bike safety improvements (near seawall)	\$300,000	Park Road 22 pedestrian and access management improvements	\$13,000,000
		Total Mobility Projects	\$17,300,000

Development Reimbursement and Administration

	Project Total		Project Total
Developer Reimbursement-Lake Padre	\$17,900,000	Administration-20 years	\$2,000,000
Future Developer Reimbursements	\$20,000,000		
		Total Developer Reimbursement and Administration	\$39,900,000

Water/Wastewater

All projects listed are currently included in the Utility CIP Plan

Water Projects	Project Total	Wastewater Projects	Project Total
Sand Dollar connection to Coral Vine Elevated Storage Tank	\$6,930,000	Whitecap Wastewater Treatment Plant Improvements	\$20,000,000
Waterline extension to Padre Island	\$35,000,000	Whitecap effluent water reuse	\$1,500,000
Waterline replacement-large and small diameter	\$12,000,000	Wastewater line and manhole replacement	\$7,000,000
Sand Dollar Pump Station	\$25,000,000	Lift station repair and capital maintenance within the Whitecap basin	\$5,000,000
		Aquarius Lift Station repairs	\$600,000

Recommend including \$38,950,000 for utility extensions and additional capacity in support of economic development projects instead of listing specific projects.

Recommended Project Funding Allocation

	Project Total
Parks and Infrastructure Projects	\$54,800,000
Mobility Projects	\$17,300,000
Developer Reimbursement	\$37,900,000
Administration	\$2,000,000
Water/Wastewater Infrastructure	\$38,950,000
Total Project Allocation	\$150,950,000

Once approved the categories totaling \$150,950,000 will be added to the \$50,050,000 that was approved previously for a total of \$201,000,000 in TIRZ #2 projects.



Next Steps

Next Steps

- Continue discussion with Del Mar about participation
- Enter into an interlocal agreement with Del Mar should they choose to participate



Questions


Regular Agenda

Item 10



DATE: February 13, 2024

TO: Mark Escamilla, Ph.D., President and CEO

FROM: Lenora Keas, Executive Vice President and Chief Operating Officer 

REF: **Proposed Del Mar College Participation in the Tax Increment Reinvestment No. 6 Barisi Village – Developer Proposed TIRZ**

SUMMARY:

The City of Corpus Christi passed the first reading of an Ordinance on January 9, 2024 to create Tax Increment Reinvestment Zone No. 6 pursuant to petition by the owners of Barisi Village properties and established a board of directors of the reinvestment zone. The property is 127 acres of the former Pharaoh Valley Country Club which is now a Planned Unit Development (PUD) and has deed restrictions that require it to be developed as a high-density village. The property includes the former Pharaoh Valley Country Club area, along Ennis Joslin, Pharaoh Drive to the north, Delta and Carion Drives to the western boarder and Rock Creed Drive along the southern area.

Tax increment financing is a tool authorized by Chapter 311 of the Texas Tax Code (Chapter 311) by which local governments, such as the Del Mar College District, can reinvest tax revenues from certain taxable property in the district to fund the costs of certain public works, or other projects that benefit a specific geographic area. College Policy B4.37 provides guidance and direction as to the requirements for participation in TIRZ.

BACKGROUND:

TIRZ No. 6 is a developer-petitioned request and Baris, Village is planned over a 10-12 year build out with an anticipated value of \$800 million to \$1 billion at completion. The purpose of TIRZ No. 6 is to provide incentives for the redevelopment of the former Pharaoh Valley Country Club and Golf Club with a mixed-use village-type development. The proposed TIRZ will reimburse the developer for infrastructure improvements such as traffic and street improvements, public sewage, storm and water infrastructure, landscaping, wayfinding, public restrooms, village style public plaza and tower, public wayfinding, signage, and park and fountains. The City identified \$58,830,519 of public improvements, facilities and infrastructure plus \$2,000,000 in administrative fees for a total of \$60,830,519. In the first reading approved participation of \$31,631,869 for 20 years. The valuation for tax year 2023 was for \$1,265,610 for the 258.9 acres. TIRZ No.6 will be for 20 years.

Nueces County Commissioners Court voted on February 7, 2024 to participate in the TIRZ No. 6 for up to \$13,000,000.


Administration has evaluated the TIRZ #6 proposal in accordance with DMC Board Policy B4.37 and find the proposal in compliance.

STAFF ANALYSIS:

Based upon final analysis, the following brings the most long-term benefit to the College: that the College participate in the TIRZ #6 for a period of ten years at 95% for a period of ten years with a maximum contribution of \$7,000,000.00. Also, that the Board of Regents authorizes Administration to execute final documentation and an Interlocal Agreement with the City of Corpus Christi.

LIST OF SUPPORTING DOCUMENTS:

1. PpTX Presentation
2. City Council Presentation



Proposed TIRZ #6 Barisi Village

Developer Requested Tax Increment Reinvestment Zone

February 13th, 2024

Lenora Keas
Executive Vice President/COO

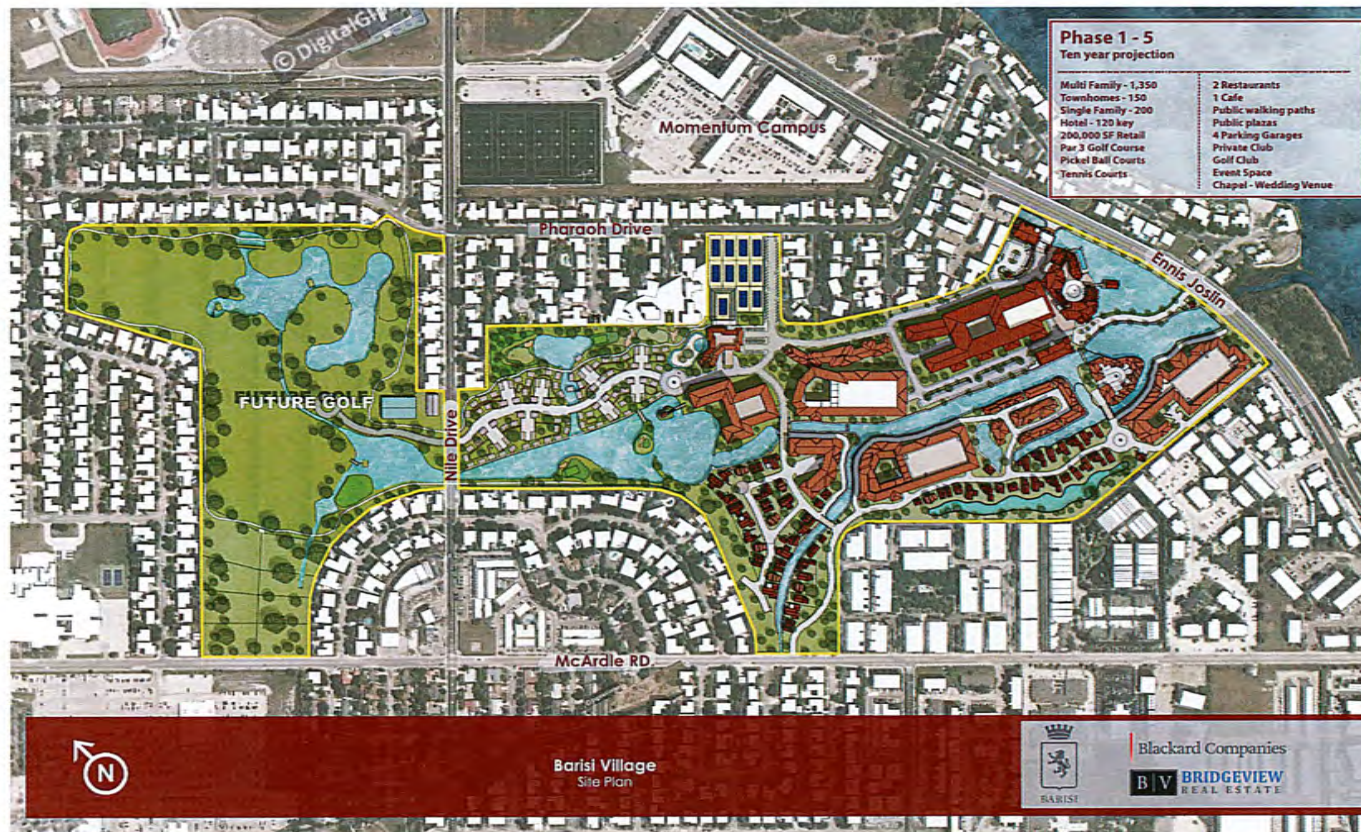
DMC
DEL MAR COLLEGE

Overview

Information on TIRZ #6 Barisi Village – Developer Requested TIRZ

- Received request by developer to participate.
- Action by the City of Corpus Christi: first reading with amendment was on January 9th, 2024. Amendment requires a commitment from Del Mar College or Nueces County in order to move forward with the second reading. The first reading will expire within 90 days, if no action is taken.
- Action by Nueces County: approved February 7, 2024, to participate up to \$13,000,000 and authorized staff to draft an Interlocal Agreement.
- Review how TIRZ #6 impacts the College.
- Consider proposed participation by the City of Corpus Christi.
- Consideration of Staff analysis.

TIRZ #6 – Barisi Village

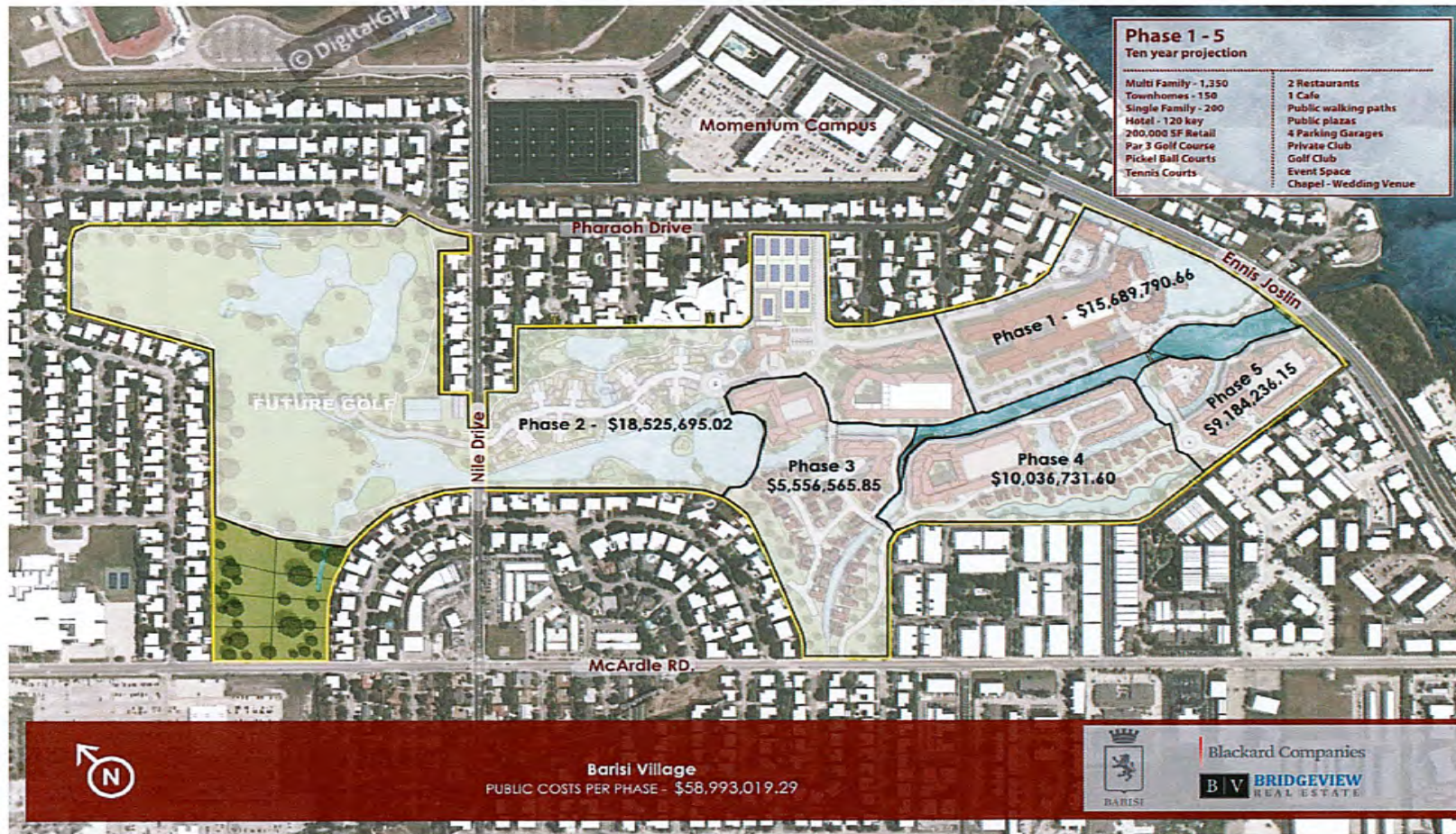


TIRZ #6 Proposed Development

- Village-type development
- Includes:
 - 1,350 multifamily units
 - 210 Townhomes
 - 350 Age Restricted Units
 - 57 Single Family Homes
 - 120 Key Hotel
 - 96,000 square feet of retail space
 - 1,750 spaces in structured parking garages
 - Public Par 3 Golf Course, sport courts, and nature preserve
 - Village plazas, bell tower, wedding chapel, and event space
- Estimated timeline for buildout of 10-12 years
- Anticipated taxable value of \$800M-\$1B at completion



TIRZ #6-Proposed Phases



Requested Projects

Structured Parking

- Project to comply with site's PUD that requires limited surface parking.
- Parking structures must be built to comply with density requirements.
- First floors available for public parking

Landscaping

- Project to help with enhancing landscaping and irrigation through out the zone.
- Creates a more attractive driving and walking experience.

Wayfinding, Signage and Lighting

- Project that will improve the public pedestrian realm
- Includes sidewalks, decorative paving, street furniture, signs, enhanced crosswalks, and pedestrian-friendly lighting.

Traffic and Street Improvements

- Project to improve public safety and accessibility.
- Includes development of streets, sidewalks, and traffic improvements

Parks and Fountains

- Project to create and improve parks and public spaces
- These improvements can attract more activity, create a sense of place, and enhance the quality of life within the zone.

Public Restrooms

- Project to provide adequate public restrooms within the zone.

Village-Style Public Plaza & Tower

- Project to support the development of a village-style public plaza with shops, restaurants, public event space, and an iconic bell tower structure.
- Creates a vibrant and lively destination for social and cultural activities

Supplemental Public Safety

- Project to enhance the ambient lighting of the site.

Nature Preserve, Golf & Walking Trail

- Project to create a public nature preserve, par 3 golf course and walking trail.
- Provides a unique recreational and educational opportunity for residents and visitors as well as enhance the natural beauty and biodiversity of the site.

Public Sewage, Storm and Water Infrastructure

- Project for essential stormwater drainage, sanitary sewer and water systems.
- Mandated by the site's PUD

Requested Projects

Public Sewage, Storm, & Water	8,870,640	Public Restrooms	125,000
Structured Parking	17,353,650	Village-Style Public Plaza & Tower	1,125,000
Landscaping	1,600,000	Supplemental Public Safety	675,000
Wayfinding, Signage, & Lighting	225,000	Nature Preserve, Golf, & Walking Trail	5,431,950
Traffic & Street Improvements	15,886,145	Contingency, Professional fees, General Conditions, & Soft Costs	6,648,134
Park & Fountains	890,000		

Requested Public Improvements, Facilities, & Infrastructure Reimbursement: \$58,830,519

Projected Project Totals	
Public Improvements, Facilities, & Infrastructure	\$58,830,519
Administrative Costs	\$2,000,000
Total Requested to be Reimbursed by the TIRZ	\$60,830,519

Projected New Jobs and Programs

Direct Jobs Created

- Projected to add 2,502 construction jobs during all phases.
- Projected to add 819 full-time jobs upon completion of the project.
- Total direct economic impact of \$101million annually upon completion.

Related Programs at Del Mar College

- Management Development
- Marketing
- Culinary Arts and Hospitality Management
- Real Estate Sales
- Computer Technology
- Industrial and Public Safety

Overall Proposed Participation by the City of Corpus Christi

TAXING ENTITY	Percentage of Total based on 2023 tax rates
City of Corpus Christi	52%
Nueces County	25%
Del Mar College	23%

Developer Requested Reimbursement	\$58,830,519
Administration Fee	\$ 2,000,000
Total Reimbursement	\$60,830,519
City Proposed Del Mar College Participation Over twenty years.	\$13,991,019

TIRZ #6 Tax Contributions and Projected Value

Tax Year	Fiscal Year	Projected Value	Current Base Value	Incremental Increase	Contribution Percentage	Tax Contribution To TIRZ
2025	2026	\$27,910,940	\$1,270,541	\$26,640,399	95%	\$59,981
2026	2027	90,152,336	1,270,541	88,881,795	95%	200,119
2027	2028	151,307,758	1,270,541	150,037,217	95%	337,812
2028	2029	235,315,611	1,270,541	234,045,070	95%	526,957
2029	2030	293,263,259	1,270,541	291,992,718	95%	657,427
2030	2031	350,440,257	1,270,541	349,169,716	95%	786,162
2031	2032	400,536,365	1,270,541	399,265,824	95%	898,955
2032	2033	460,391,556	1,270,541	459,121,015	95%	1,033,720
2033	2034	514,342,402	1,270,541	513,071,861	95%	1,155,191
2034	2035	578,151,775	1,270,541	576,881,234	95%	1,298,859
						<u>\$6,955,183</u>

If the College Participates for Ten Years

At the end of 10 years and at 95% rate the College will have contributed \$7 Million.

If there is no investment, taxes collected in year eleven the valuation will be \$1.3 Million with taxes at \$3 Thousand.

If the development continues as proposed, in year eleven the increased tax valuation will be \$578 Million with taxes of \$1.4 Million.

Most Beneficial to the College:

- College participates for 10 years at 95% with a maximum contribution of up to \$7 Million.

Process to Date and Next Steps

- Authorize Administration to execute final documentation and Interlocal Agreement with the City of Corpus Christi.
- Discuss to appoint TIRZ Board Member.
- TIRZ Board approves Project and Financing Plan.
- TIRZ Board approves Developer Agreement.
- City Council approves Developer Agreement.

Consideration to:

Authorize Administration to execute final documentation and Interlocal Agreement with the City of Corpus Christi for the College to participate in TIRZ #6 for 10 years at 95% with a maximum contribution of up to \$7 Million.

TIRZ #6-Barisi Village

Developer Requested Tax Increment Reinvestment Zone



Council Presentation
January 9, 2024



Overview

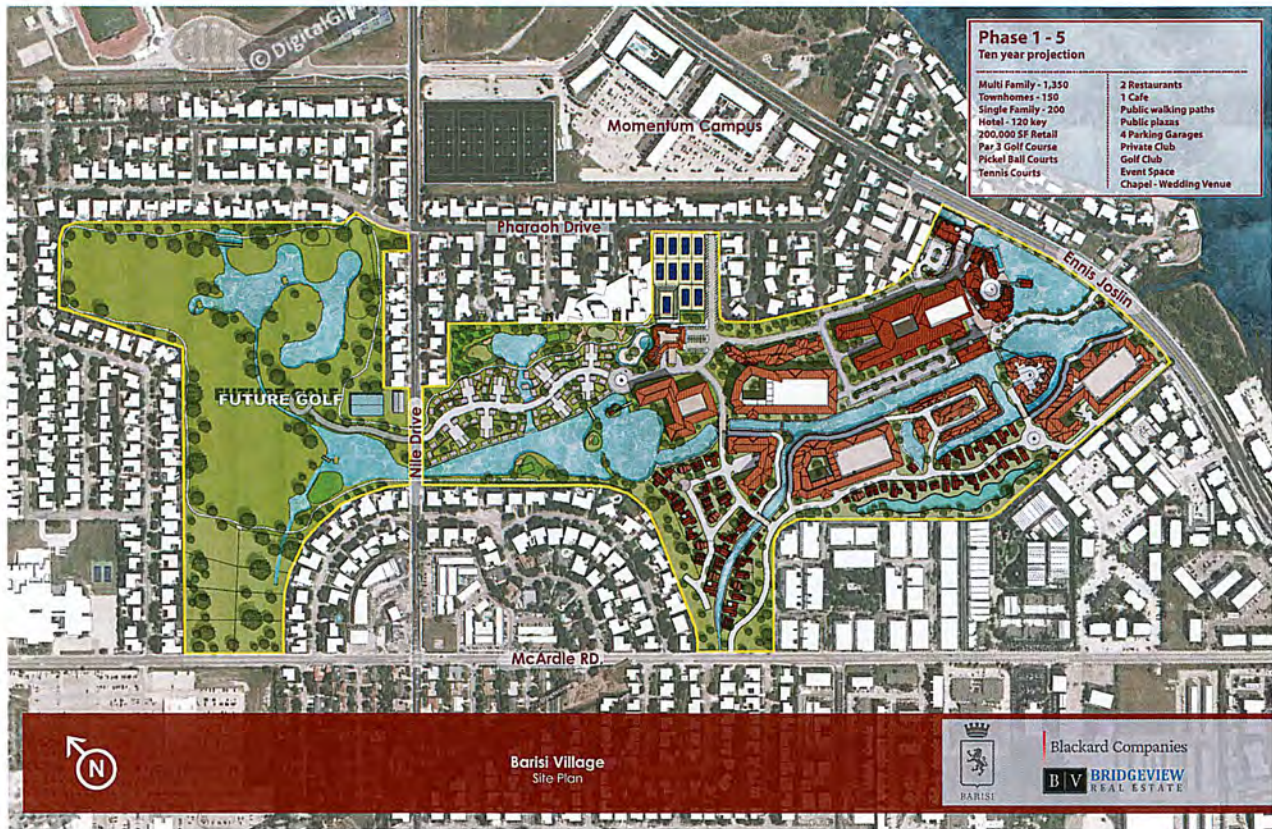


- 127 acres of the former Pharaoh Valley Country Club
- Developer is sole owner of the parcel



- The land has both a Planned Unit Development (PUD) and deed restrictions that require it to be developed as a high-density village.
 - This can only be changed through a public vote.
-

Proposed Development



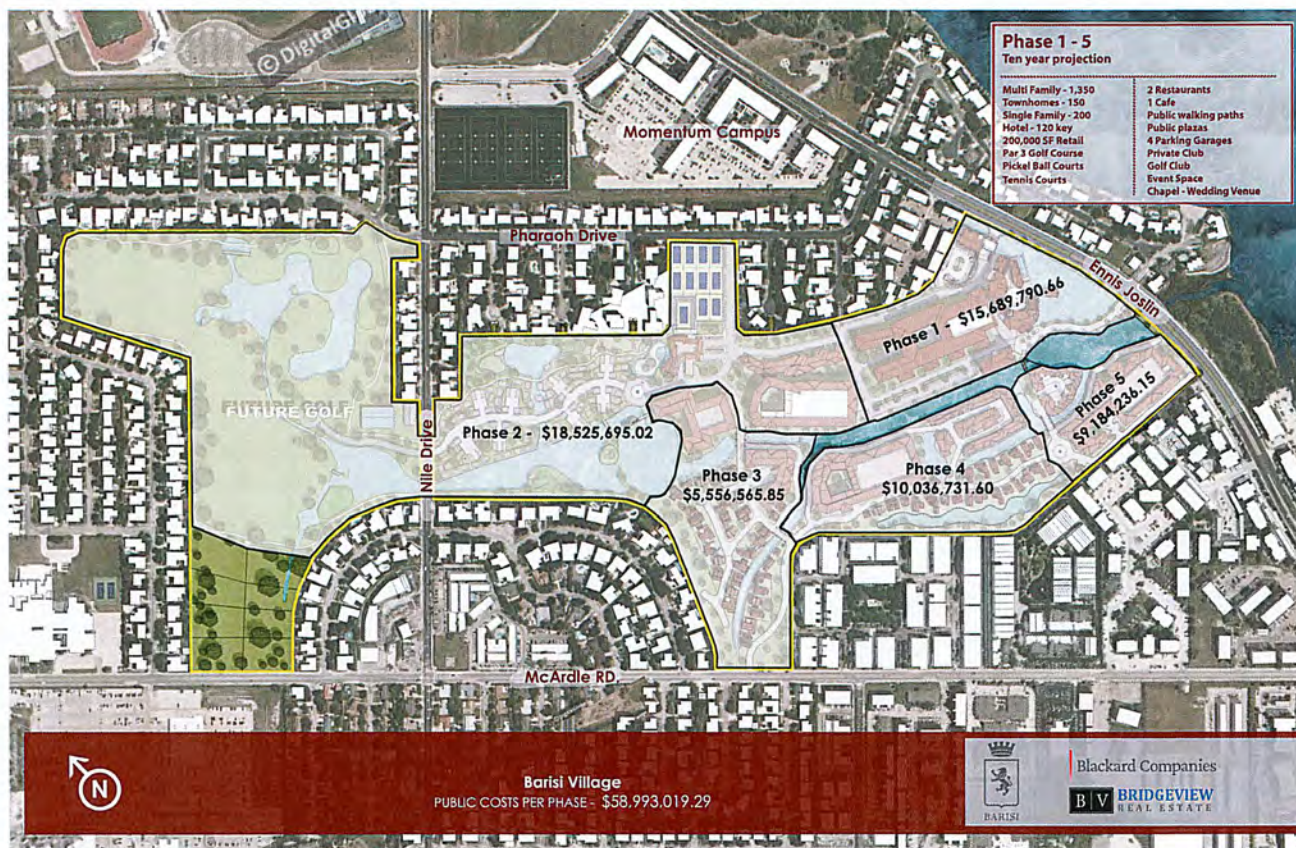


Proposed Development

- Village-type development
- Includes:
 - 1,350 multifamily units
 - 210 Townhomes
 - 350 Age Restricted Units
 - 57 Single Family Homes
 - 120 Key Hotel
 - 96,000 square feet of retail space
 - 1,750 spaces in structured parking garages
 - Public Par 3 Golf Course, sport courts, and nature preserve
 - Village plazas, bell tower, wedding chapel, and event space
- Estimated timeline for buildout of 10-12 years
- Anticipated taxable value of \$800M-\$1B at completion



Proposed Phases



Requested Projects

Structured Parking

- Project to comply with site's PUD that requires limited surface parking.
- Parking structures must be built to comply with density requirements.
- First floors available for public parking

Landscaping

- Project to help with enhancing landscaping and irrigation through out the zone.
- Creates a more attractive driving and walking experience.

Wayfinding, Signage and Lighting

- Project that will improve the public pedestrian realm
- Includes sidewalks, decorative paving, street furniture, signs, enhanced crosswalks, and pedestrian-friendly lighting.

Traffic and Street Improvements

- Project to improve public safety and accessibility.
- Includes development of streets, sidewalks, and traffic improvements

Parks and Fountains

- Project to create and improve parks and public spaces
- These improvements can attract more activity, create a sense of place, and enhance the quality of life within the zone.

Public Restrooms

- Project to provide adequate public restrooms within the zone.

Village-Style Public Plaza & Tower

- Project to support the development of a village-style public plaza with shops, restaurants, public event space, and an iconic bell tower structure.
- Creates a vibrant and lively destination for social and cultural activities

Supplemental Public Safety

- Project to enhance the ambient lighting of the site.

Nature Preserve, Golf & Walking Trail

- Project to create a public nature preserve, par 3 golf course and walking trail.
- Provides a unique recreational and educational opportunity for residents and visitors as well as enhance the natural beauty and biodiversity of the site.

Public Sewage, Storm and Water Infrastructure

- Project for essential stormwater drainage, sanitary sewer and water systems.
- Mandated by the site's PUD

Public Sewage, Storm, & Water	8,870,640	Public Restrooms	125,000
Structured Parking	17,353,650	Village-Style Public Plaza & Tower	1,125,000
Landscaping	1,600,000	Supplemental Public Safety	675,000
Wayfinding, Signage, & Lighting	225,000	Nature Preserve, Golf, & Walking Trail	5,431,950
Traffic & Street Improvements	15,886,145	Contingency, Professional fees, General Conditions, & Soft Costs	6,648,134
Park & Fountains	890,000		

**Requested Public Improvements, Facilities, & Infrastructure
Reimbursement: \$58,830,519**

Projected Project Totals	
Public Improvements, Facilities, & Infrastructure	\$58,830,519
Administrative Costs	\$2,000,000
Total Requested to be Reimbursed by the TIRZ	\$60,830,519



Development Phases

	Phase 1	Phase 2	Phase 3	Phase 4	Phase 5	Total
Reimbursement Requested	\$15.6M	\$18.5M	\$5.5M	\$10.0M	\$9.2M	\$58.8M

Development per Phase

Multi-Family Units	345	345		330	330	1,350
Town Homes		40		85	85	210
Age Restricted Units			350			350
Hotel (Keys)	120					120
Commercial (Sq/Ft)	36,000	20,000		15,000	25,000	96,000
Structured Parking (spaces)	400	450		450	450	1,750



City Participation

Taxing Entity	Percentage of Total based on 2023 tax rates
City	52%
Nueces County	25%
Del Mar College	23%

Developer Requested Reimbursement	\$58,830,519
Administration Fee	\$2,000,000
Total Reimbursement	\$60,830,519
City Participation at 52%	\$31,631,869



Estimated Captured Values

Year	Requested Contribution	Assumed Taxable Value	City		
			100% Tax Revenue	Contributed Increment	Non-Contributed Increment
1	95%	\$ 27,910,940	\$ 164,055	\$ 155,852	\$ 8,203
2	95%	\$ 90,152,336	\$ 529,896	\$ 503,401	\$ 26,495
3	95%	\$ 151,307,758	\$ 889,355	\$ 844,887	\$ 44,468
4	95%	\$ 235,315,611	\$ 1,383,135	\$ 1,313,978	\$ 69,157
5	95%	\$ 293,263,259	\$ 1,723,738	\$ 1,637,552	\$ 86,187
6	95%	\$ 350,440,257	\$ 2,059,813	\$ 1,956,822	\$ 102,991
7	95%	\$ 400,536,365	\$ 2,354,267	\$ 2,236,553	\$ 117,713
8	95%	\$ 460,931,556	\$ 2,709,257	\$ 2,573,794	\$ 135,463
9	95%	\$ 514,342,402	\$ 3,023,194	\$ 2,872,034	\$ 151,160
10	90%	\$ 578,151,775	\$ 3,398,252	\$ 3,058,427	\$ 339,825
11	80%	\$ 614,242,328	\$ 3,610,384	\$ 2,888,308	\$ 722,077
12	70%	\$ 632,669,598	\$ 3,718,696	\$ 2,603,087	\$ 1,115,609
13	60%	\$ 657,747,286	\$ 3,866,097	\$ 2,319,658	\$ 1,546,439
14	50%	\$ 677,479,704	\$ 3,982,080	\$ 1,991,040	\$ 1,991,040
15	40%	\$ 697,804,095	\$ 4,101,543	\$ 1,640,617	\$ 2,460,926
16	30%	\$ 718,738,218	\$ 4,224,589	\$ 1,267,377	\$ 2,957,212
17	20%	\$ 740,330,365	\$ 4,351,503	\$ 870,301	\$ 3,481,202
18	15%	\$ 762,509,376	\$ 4,481,866	\$ 672,280	\$ 3,809,586
19	10%	\$ 785,384,657	\$ 4,616,322	\$ 461,632	\$ 4,154,690
20	5%	\$ 808,946,197	\$ 4,754,812	\$ 227,741	\$ 4,517,071
Total			\$ 59,942,853	\$ 32,105,340	\$ 27,837,513

Proposed contribution from City - \$32,000,000



Next Steps

- Interlocal agreements approved by participating taxing entities
- Receive application for TIRZ Board Members
- Second Reading of creation ordinance
- Approve Interlocal agreements
- Appoint TIRZ Board Members
- TIRZ Board approves Project and Financing Plan
- City Council approves Project and Financing Plan (Two Readings)
- TIRZ Board approves Developer Agreement
- City Council approves Developer Agreement



Recommendation

Approve the first reading of the ordinance creating Tax Increment Reinvestment Zone #6 -Barisi Village with a base year of tax year 2024 and City participation not to exceed \$32,000,000.

Participation of other taxing entities will be added at second reading.



Questions?

Regular Agenda Item 11



Del Mar College Physical Facilities
January 25, 2024

TO: Mark Escamilla, Ph.D.
President and CEO

FROM: John Strybos, PE, CPA
Vice President and Chief Physical Facilities Officer *John Strybos*

RE: Discussion and Possible Action on Award of Contract for Request for Competitive Sealed Proposals, RCSP #2023-12, Del Mar College Center for Economic Development HVAC Improvements

SUMMARY: Del Mar College Purchasing and Business Services Department has advertised for Center for Economic Development HVAC Improvements. This solicitation is a Competitive Sealed Proposal (CSP) or Qualifications based procurement. This project consists of the replacing the Heating Ventilation and Air Conditioning (HVAC) system for the Center for Economic Development (CED).

BACKGROUND: Del Mar College Physical Facilities Department contracted with Stridde, Callins & Associates, Inc. to prepare construction documents for the Center for Economic Development HVAC Improvements. The existing HVAC system has exceeded its useful life and needs to be replaced. The project will be completed while the building is occupied with the work coordinated with the building users. This project will be funded with a State Energy Conservation Office (SECO) Utility Conservation Reduction Measure loan.

STAFF RECOMMENDATION: Award of a contract to the recommended contractor using SECO Funds.

LIST OF SUPPORTING DOCUMENTS: None.

Regular Agenda Item 12



Del Mar College Physical Facilities
January 25, 2024

TO: Mark Escamilla, Ph.D.
President and CEO

FROM: John Strybos, PE, CPA
Vice President and Chief Physical Facilities Officer *John Strybos*

RE: Discussion and Possible Action on State Energy Conservation Office (SECO) Utility Cost Reduction Measures Loan

SUMMARY: Del Mar College Physical Facilities Department contracted with Stridde, Callins & Associates, Inc. to prepare construction documents for the Center for Economic Development HVAC Improvements. The existing HVAC system has exceeded its useful life and needs to be replaced. The project will be completed while the building is occupied with the work coordinated with the building users. This project will be funded with a State Energy Conservation Office (SECO) Utility Conservation Reduction Measure loan.

BACKGROUND: Del Mar College Physical Facilities Department has worked with Texas Energy Engineering Services Inc. (TEESI) for the preparation of a Preliminary Energy Assessment (PEA) report. The PEA report is used by SECO as the basis to determine eligible projects for the SECO LoanSTAR Program. Texas Administrative Code Title 34, Part 1, Chapter 19, Subchapter D, Rules 19.42, 19.43, 19.44 and 19.45 govern the SECO LoanSTAR program.

STAFF RECOMMENDATION: Authorization for Administration to negotiate with SECO for the SECO LoanSTAR Loan and report to the Board the specific loan details.

LIST OF SUPPORTING DOCUMENTS: Preliminary Energy Assessment (PEA) report

Regular Agenda Item 13

TO: Mark Escamilla, Ph.D.
 President and CEO

FROM: John Strybos, PE, CPA
 Vice President and Chief Physical Facilities Officer

John Strybos

RE: Discussion and Action on Annexation – Portion of County Road 22, London Ranch Estates and Charlotte Estates

SUMMARY: In accordance with the Texas Education Code, Section 130.066, Automatic Annexation of Certain Territory, as the City of Corpus Christi annexes property, then Del Mar College may also annex the property.

BACKGROUND: On December 12, 2023, the City of Corpus Christi passed an ordinance annexing a 19.41-acre section of County Road (CR) 22 located between CR 51 and CR 43; annexing approximately 84.368 acres of land per owner petition near the southwest corner of CR 22 and CR 49 and rezoning 82.89 of the 84.368 acres from the “FR” Farm Rural District to the “RS-22” Single-Family 22 District; and annexing 80.00 acres of land per owner petition at the southwest corner of CR 22 and CR 49 and rezoning the 80.00 acres from the “FR” Farm Rural District to the “RS-15” Single-Family 15 District; providing for a penalty not to exceed \$2,000 and publication; and approving related service plans.

STAFF RECOMMENDATION: Annexation of the property as annexed by the City of Corpus Christi.

LIST OF SUPPORTING DOCUMENTS: Annexation property Map, Property Build Out Plans

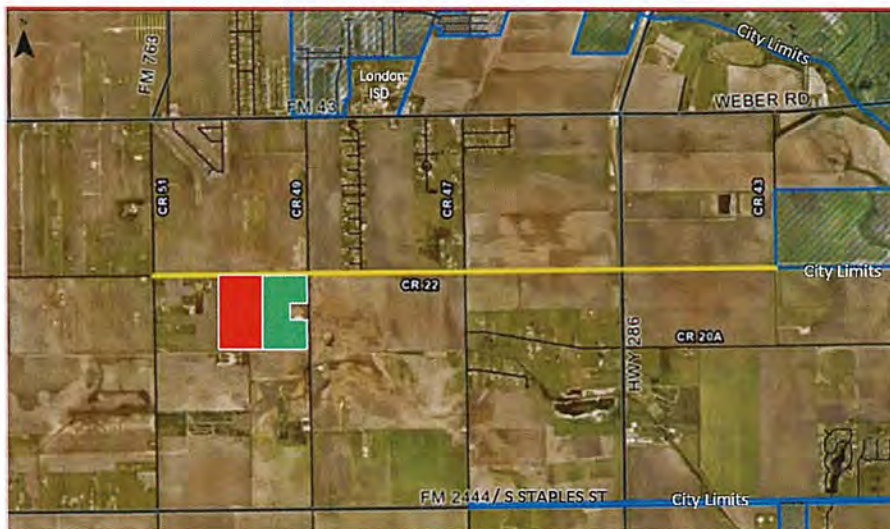
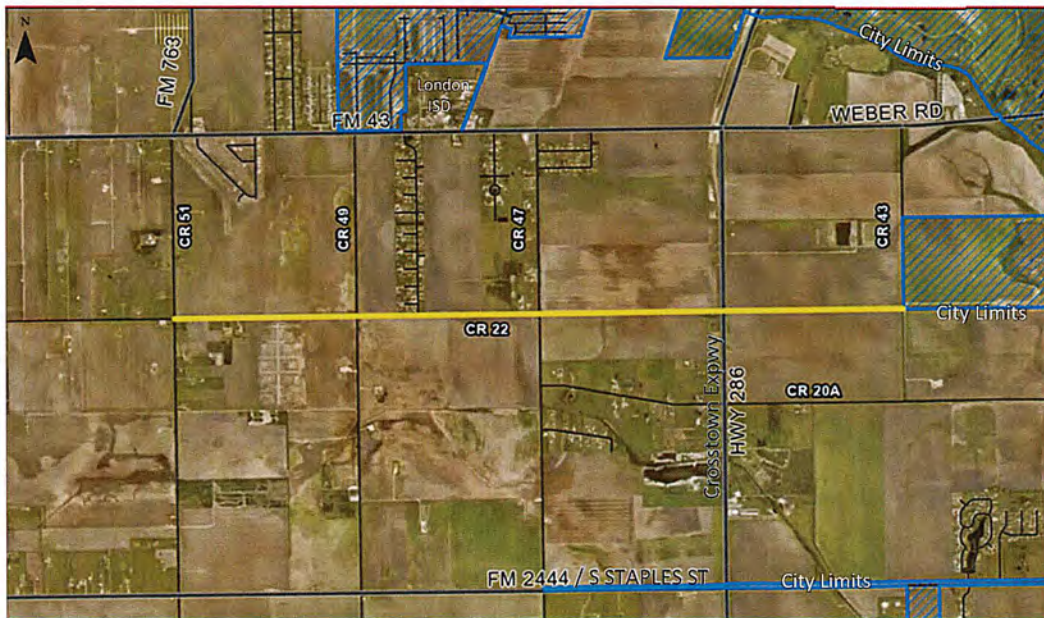


Figure 1 Annexation Property Map



Annexation: A 4-mile portion of CR 22 ROW





Annexation Petitions

CR 22 between CR 51 and CR 43

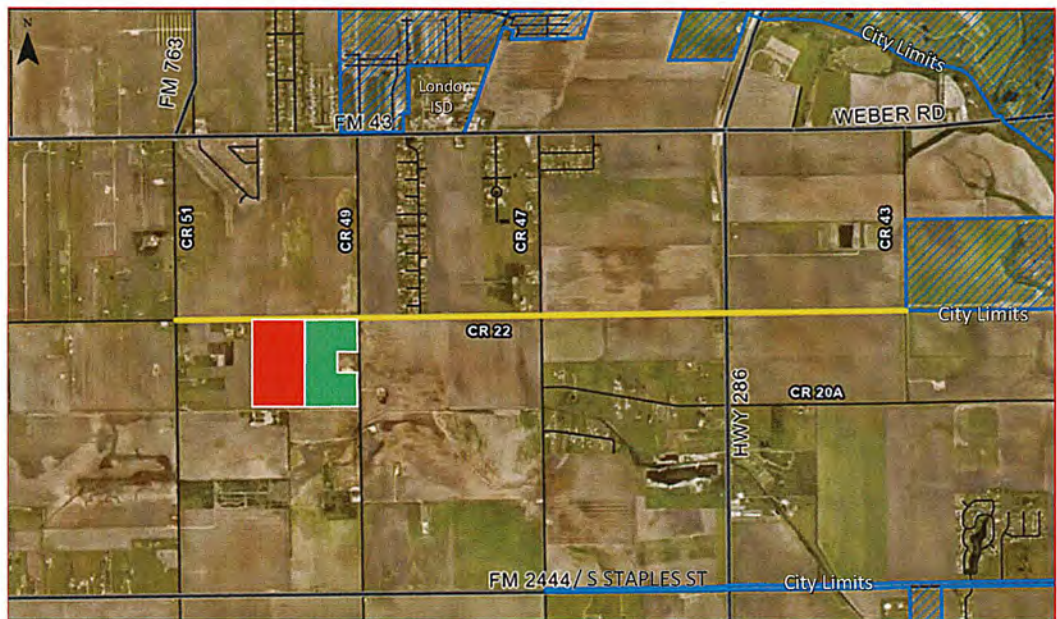
- 19.41 acres; 4 miles
- Owned by Nueces County

London Ranch Estates

- 84.37 acres
- 108 lots
- Owned by LM&JM Investments
- Rezoning to RS-22 District

Charlotte Estates

- 80 acres
- 110 lots
- Owned by Superior H & H Development
- Rezoning to RS-15 District

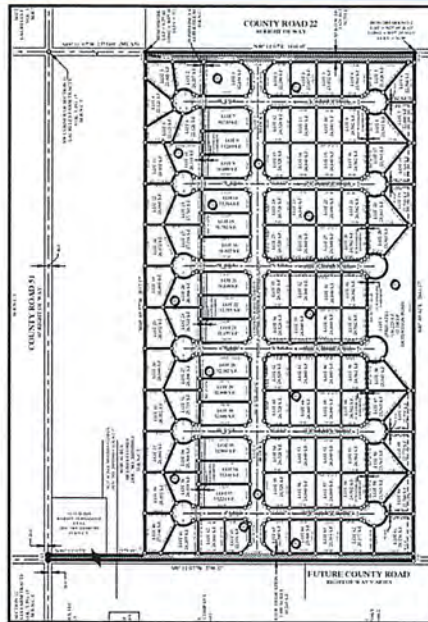




London Ranch Estates

London Ranch Estates Subdivision:

- ❖ 82.89 acres
- ❖ Rezone to RS-22
- ❖ Gated, private road subdivision
- ❖ 108 housing units
- ❖ Approximately 5-10 years to buildout
- ❖ Average Unit Price = \$650k



Note: Buildout and sales price assumptions provided by petitioner.



Charlotte Estates

Charlotte Estates

Subdivision:

- ❖ 80.00 acres
- ❖ Rezone to RS-15
- ❖ 110 housing units
- ❖ Approximately 5-10 years to buildout
- ❖ Average Unit Price = \$600k



Note: Buildout and sales price assumptions provided by petitioner.



Fiscal Impact Analysis – General Fund London Ranch Estates

Estimated Operating Property Tax **Revenue** at Buildout:

- (108 units) x (\$650,000 avg. sales price) = \$70,200,000 property value
- $(\$70,200,000 / \$100) \times 0.378825_1 = \mathbf{\$265,935}$

Estimated **Cost** to Serve at Buildout (General Fund):

- FY2023-2024 General Fund Budget₁ / Service Population = $\$353 \text{ M}_1 / 393,227_2 = \898 per capita
- (108 units) x (2.56 persons per household₃) = 276 increased population
- $276 \times \$898 = \mathbf{\$247,848}$

+ \$18,087 difference at 10-year buildout

(1) 2023-2024 Published Budget Maintenance and Operation Ad Valorem rate per \$100 in assessed value

(2) Service employment: 314,204 Pop from Tx Demo Ctr, Jan 2023 + $\frac{1}{2}$ of 157,646 TXLMI Qrtly Census of Employment & Wages, Nueces Cty, 1st Qrt 2023

(3) 2019-2023 American Community Survey S1101: Households and Families, U.S. Census Bureau.

(4) Number of units, average sales prices and 10 year build out estimate provided by developer.



Fiscal Impact Analysis – General Fund Charlotte Estates

Estimated Operating Property Tax *Revenue* at Buildout:

- (110 units) x (\$600,000 avg. sales price) = \$66,000,000 property value
- $(\$66,000,000 / \$100) \times 0.378825_1 = \$250,025$

Estimated *Cost* to Serve at Buildout (General Fund):

- $\text{FY2023-2024 General Fund Budget}_1 / \text{Service Population}_2 = \$353 \text{ M} / 393,227 = \898 per capita
- (110 units) x (2.56 persons per household₃) = 282 increased population
- $282 \times \$898 = \$253,236$

- \$3,211 difference at 10-year buildout per year

(1) 2023-2024 Published Budget Maintenance and Operation Ad Valorem rate per \$100 in assessed value

(2) Service employment: 314,204 Pop from Tx Demo Ctr, Jan 2023 + 78,823, or 1/2 of 157,646 TXLMI Qrtly Census of Employment & Wages, Nueces Cty, 1st Qrt 2023

(3) 2019-2023 American Community Survey S1101: Households and Families, U.S. Census Bureau.

(4) Number of units, average sales prices and 10 year build out estimate provided by developer.

Regular Agenda Item 14



Del Mar College Physical Facilities

January 25, 2024

TO: Mark Escamilla, Ph.D.
President and CEO

FROM: John Strybos, PE, CPA
Vice President and Chief Physical Facilities Officer *John Strybos*

RE: Discussion and Action on Approval of Interlocal Agreement Between the City of Corpus Christi and Seven Public Education Districts Within Its Boundaries

SUMMARY:

The City of Corpus Christi Development Services Department has identified and implemented a Best Practice Program Whereby Education Construction projects are given a priority. Development Services will develop a "School Team" that is dedicated to reviewing project plans and providing timely review comments. This process will result in improved project coordination, tax payer savings and improved project design and construction schedules. Participating in this Interlocal Agreement is in the best interest of Del Mar College through this partnership with the City of Corpus Christi.

BACKGROUND:

On November 28, 2023, the City of Corpus Christi passed an Ordinance for an Interlocal Agreement (ILA) Between the City of Corpus Christi and Seven Public Education Districts Within Its Boundaries. The ILA will streamline the permit issuance process so that construction can commence without delay. This initiative also features a reduction in fees, which translates to significant savings for taxpayers. By allowing projects to comply with the Building Code at the time of Bond passing, any potential cost increases resulting from new building code changes are also controlled.

The local public education districts include:

- 1) Del Mar Community College District
- 2) Calallen Independent School District
- 3) Corpus Christi Independent School District
- 4) Flour Bluff Independent School District
- 5) London Independent School District
- 6) Tulo-so-Midway Independent School District
- 7) West Oso Independent School District

STAFF RECOMMENDATION:

Authorization for Staff to Negotiate and Execute Interlocal Agreement.

LIST OF SUPPORTING DOCUMENTS: (1) Presentation (2) Interlocal Agreement



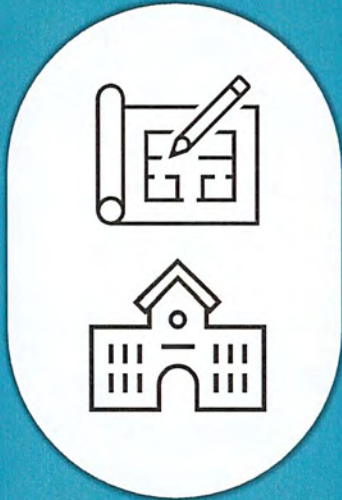
Al Raymond, AIA, CBO
November 28, 2023

INTERLOCAL AGREEMENT

BENEFITS



- Reduction in fees saves taxpayers money.
- Coordination of Traffic related items provide clear direction for City and District early in the process.
- Allowance of projects to permit under the building code at the time of the Bond passing helps control any cost increase related to a new building code changes.
- Clear concise rules help expedite construction.



BENEFITS

- Reduced timelines for plan review and permit issuance provide for quicker turnarounds for construction to begin.
- Review of 90% construction documents provides for reviews and comments before a full permit package is submitted, thus reducing unnecessary delays.
- Expedited portable permitting provides for cost savings and increased flexibility in their use across the district.
- All School District projects will be a DSD priority

RECOMMEND APPROVAL

4

1

PROMOTES
COORDINATION



2

SAVES TAXPAYER
MONEY



3

ANY QUESTIONS?



STATE OF TEXAS

COUNTY OF NUECES

§ INTERLOCAL AGREEMENT BETWEEN
§ THE CITY OF CORPUS CHRISTI
§ AND SEVEN PUBLIC EDUCATION
§ DISTRICTS WITHIN ITS BOUNDARIES
§

This AGREEMENT is hereby made and entered into by and between the CITY OF CORPUS CHRISTI (hereinafter referred to as "CITY"), a Texas municipal corporation, acting by and through its City Manager pursuant to Ordinance No. _____ dated _____, and the following political subdivisions of the State of Texas:

Corpus Christi Independent School District
Del Mar Community College District
Calallen Independent School District
Flour Bluff Independent School District
London Independent School District
Tuloso-Midway Independent School District
West Oso Independent School District

(Hereinafter referred to as "DISTRICTS" or singularly as "DISTRICT") acting by and through their respective Superintendents, hereto duly authorized (collectively the "PARTIES"), pursuant to authority granted under the Interlocal Cooperation Act, Chapter 791, Texas Government Code.

WITNESSETH

WHEREAS, it is the mission of the DISTRICT to insure quality public education to citizens of Corpus Christi and the Corpus Christi metropolitan area; and

WHEREAS, it is the mission of the CITY to insure the health, safety, and welfare of its citizens, including those served by the DISTRICT, as embodied in the numerous codes and regulations controlling construction activities within the City of Corpus Christi; and

WHEREAS, the PARTIES recognize and desire to cooperate in the delivery of their respective services to the citizens of Corpus Christi for the purposes of expediting development services processes and maximizing use of tax dollars; and

WHEREAS, the PARTIES have identified numerous service areas in which their collective cooperation will achieve the goals of expediting development services processes and maximizing use of tax dollars for the benefit of both PARTIES, as well as the affected citizenry; and

NOW THEREFORE, the PARTIES hereto severally and collectively agree and, by execution hereof, are bound to the mutual obligations herein contained and to the performance and accomplishment of tasks hereinafter described:

I. PURPOSE

1.01 This AGREEMENT is entered into between the CITY and each of the DISTRICTS separately for the purpose of designating procedures, processes and fee structures which will streamline delivery of certain governmental functions and services in an efficient and cost effective manner.

1.02 It is understood and agreed by each PARTY that this AGREEMENT is between the CITY and each DISTRICT separate and apart from all other DISTRICTS that may be a PARTY to this AGREEMENT. In the event of termination as to one DISTRICT for any reason, except for expiration of the term, this AGREEMENT shall remain in full force and effect as to all other PARTIES, unless previously terminated, as provided herein.

1.03 It is understood and agreed by the PARTIES hereto that the provisions of this AGREEMENT only supplement and amend the applicable Ordinances, regulations, policies and procedures currently in effect and which shall become effective during the term of this AGREEMENT. In the event of a current or future conflict, during the term hereof, this AGREEMENT shall control with the exception of changes to the health and safety codes.

II. TERM

2.01 The term of this AGREEMENT shall be for a period of one year beginning month, date, year and ending month, date, year. This AGREEMENT shall automatically renew in successive one-year terms through month, date, year unless terminated as provided herein.

2.02 This AGREEMENT shall terminate in the event a PARTY, through its governing body, fails to appropriate sufficient funding to meet its obligations under this AGREEMENT. Sums paid under this AGREEMENT, if any, shall be paid only from current revenues available to the paying PARTY.

2.03 Notwithstanding any other provision herein, any PARTY may terminate its participation in this AGREEMENT, with or without cause, if it provides a 60-day written notice to the other PARTY that it does not desire to renew the AGREEMENT.

III. LIAISONS AND NOTICES

3.01 Unless written notification to the contrary is received by CITY, the DISTRICT's Superintendent, President, or his/her designee, shall be its designated representative responsible for the management of this AGREEMENT. See exhibit " B " for list of representatives.

3.02 Unless written notification by CITY to the contrary is received by the DISTRICT, the City Manager, or his/her designee, shall be CITY's designated representative responsible for management of this AGREEMENT. See exhibit " B " for list of representatives.

3.03 Communications between CITY and DISTRICT shall be directed to the designated representatives of each PARTY, as set out in this ARTICLE III.

3.04 For purposes of this AGREEMENT, all official communications and notices among the PARTIES shall be deemed sufficient if in writing and mailed, registered or certified mail, postage prepaid, to the addresses set forth on Exhibit "A" or emailed to addresses in exhibit "

B “ attached hereto and incorporated herein for all purposes. For purposes of project management that includes communications related to status reporting, preliminary plan review and permits shall be conducted between the designated DISTRICT Project Manager and the CITY’s Director of Development Services or their designee, hereinafter referred to as CITY Representative.

3.05 Notice of change of address by any PARTY must be made in writing and delivered to all other PARTIES’ last known address within five (5) business days of such change.

3.06 All PARTIES to this AGREEMENT shall use best efforts to promptly circulate to one another all CITY regulatory interpretations that present issues pertinent to the concerns of the DISTRICT.

IV. LEGAL AUTHORITY

4.01 The PARTIES represent, warrant, assure and guarantee that they possess the legal authority, pursuant to any proper, appropriate and official motion, resolution, ordinance or action passed or taken, to enter into this AGREEMENT and to perform the responsibilities herein set out.

V. PERMITTING REVIEW PROCESS

5.01 For the DISTRICT’s construction activities during the term of this AGREEMENT, the PARTIES agree to utilize the processes and procedures set out in this ARTICLE V.

5.02 Platting

a. The District agrees to and shall assign a representative to attend the applicable Platting (preliminary or Final) and Technical Review Committee meetings. The Platting meetings provide information regarding Platting and future or contemplated development within the City and County. Duties of this representative shall include, but not be limited to, the following:

- i. Cooperating with the CITY in developing comprehensive community/neighborhood plans to identify appropriate new school sites taking into consideration, among other things, right-of-way and other easements for authorized CITY projects;
- ii. Cooperating with the CITY in identifying the potential and then pursuing joint site facility development to safeguard the community investment at the lowest cost possible for both the CITY and DISTRICT;
- iii. Cooperating with the CITY in the development of cooperative plans between the PARTIES on re-use and redevelopment of existing facilities and sites; and
- iv. The DISTRICT shall provide the name(s) of the designated individual(s) to the CITY Representative. This representative shall be a DISTRICT Official and be competent in city planning, construction and code compliance issues.

b. A school or schools may be constructed at any location designated “residential” on any currently valid Master Preliminary Plat or Preliminary Plat filed after the date of this AGREEMENT without the need for modifying and resubmitting the Master Preliminary

Plat or Preliminary Plat to reflect the exact location of the school or schools within the subject Development. This subsection shall not prevent the CITY requiring that streets near school sites be upgraded by the DISTRICT to Collector Street status in accordance with the City's current regulations with advisement from the submitted Traffic Impact Analysis.

5.03 Early Assistance Meetings and Preliminary Plan Review.

All new construction and major renovations shall require at least two (2) early assistance meetings to include: one (1) prior to design and one (1) during design and preliminary plan review by all CITY Departments of ninety (90) percent (%) construction documents at no charge. During the design phase of a project, CITY shall provide personnel with the expertise and authority to interpret codes, ordinances, and regulations, resolve disputes, and evaluate requested modifications and/or alternative methods of construction. The DISTRICT shall respond to code issues raised by applicable CITY Departments pertaining to construction code compliance, traffic, driveway and parking lot layout, fire protection, landscaping, trees, historic preservation, drainage, stormwater detention and floodplain, platting, zoning, utility extension or upgrades, and other such areas of CITY's authority and control. Any requests for alternative methods of construction, materials or code interpretations must be submitted in writing by the DISTRICT to the CITY's Representative, who shall approve or deny the request by written response within ten (10) business days. With DISTRICT'S consent, CITY may extend the review period when necessary to accommodate the magnitude of the review.

5.04 Permit Plan Submission, Review, and Building Permit Issuance, Courtesy Inspections in Annexation Areas.

a. Permit Plan Submission: A completeness review of applications shall be performed by the Development Services Permitting Team within two (2) business days to ensure a complete submittal.

b. The DISTRICT shall designate an architect or engineer of record for each project who shall be responsible for reviewing and coordinating all submitted documents prepared by others, including deferred submittal items, for compatibility for the design of the building. All dispute resolutions shall be coordinated by either the district representative or the architect or engineer of record. Subcontractors and other interested parties may contact the CITY for project status.

c. After plan completion requirements set out in paragraph 5.04(a) are met, the CITY shall comply with the following initial plan review timeframes on average:

- i. Plan review for new construction or phased remodel projects shall be completed in ten (10) business days.
- ii. Plan review for minor remodel projects and canopies shall be completed in seven (7) business days; and
- iii. Plan review for portable buildings shall be completed in three (3) business days.

d. The fee for any service shall be equivalent to seventy-five (75) percent (%) the fee adopted by the CITY for a similar review or inspection of a similar project within the jurisdiction of the CITY for job valuations five million dollars (\$5,000,000) or less.

e. The fee for any service shall be equivalent to fifty (50) percent (%) the fee adopted by the CITY for a similar review or inspection of a similar project within the jurisdiction of the CITY for job valuations five million dollars (\$5,000,000) or more.

f. The school districts valuation shall be the same as submitted to the State of Texas Department of Licensing and Regulation's Elimination of Architectural Barriers System (TABS).

g. The DISTRICT shall have the option to request review of building permits under the building codes adopted at the time a bond construction program is approved or to abide by the adopted codes at the time of permitting. The building codes selected will govern all applicable disciplines and shall not exceed one previously adopted code cycle from the time of permitting. Land acquisitions and plat applications shall not be considered in determining the applicable code cycle for building permits.

5.05 When Building Permits are issued, the DISTRICT acknowledges, represents, and agrees to comply with all applicable codes and the performance requirements associated with the Building Permit, and may commence construction and proceed.

a. Upon request and if otherwise allowed by law, "At-Risk" or Limited Permits shall be issued when the code compliance deficiencies cannot be corrected, and compliance cannot be achieved without the review of additional information by the CITY. The "At-Risk" or Limited Permits shall be for a period of 60 to 120 days as required to allow for the submission and review of supplementary information. Construction can proceed during the period of the "At-Risk" or Limited Permit but must cease if the terms of the "At-Risk" or Limited Permit have not been complied with during the period of the permit.

b. Any work conducted without the required permit(s) is subject to actions of the CITY's adopted building code, municipal code, and fee schedule.

c. Upon the CITY's acceptance of plans for review, the CITY will review the plans and issue a building permit or a Conditional Building Permit. The time periods set out in 5.04 shall exclude the time the DISTRICT uses to respond to a deficiency(s) and will resume when the DISTRICT submits revised plans resolving the deficiency(s). After an initial review, a project may require additional reviews. The DISTRICT will have access to projects review period by accessing the CITY's database via the Internet or by coordinating with the CITY representative. The CITY will not issue a Conditional Building Permit if one or more deficiencies exist in the following categories:

- Deficient means of egress, including temporary existing facilities,
- Deficient Type of Construction (based on allowable height and area),
- Deficient fire flow
- Deficient fire department access (fire lanes)

- Deficient or missing occupancy separations, or
 - Construction over easements
 - Traffic Impact Analysis
 - Traffic management plan
 - Adverse impacts present.

5.06 School District Annual Accounting and Advisory Committee.

- a. In month, date, year of each year, the City Manager's Office shall perform an annual review of the AGREEMENT. As part of such annual review, the City Manager's Office shall solicit the written comments of the DISTRICTS on the efficacy of the School District Interlocal Agreement. The City Manager's Office shall prepare a written summary of the findings which are the result of such annual review and shall provide a copy of such summary to the Director of the Development Services Department and each of the DISTRICTS (at the respective addresses set out on Exhibit A hereto).
- b. Representatives of the DISTRICT and The Director of the Development Services Department (or the designee) will meet at a mutually convenient time every January, April, July, and October during the term hereof to (i) assess the efficiency of the efforts of the DISTRICTS and the CITY under this AGREEMENT; (ii) discuss ways to improve the various processes through which DISTRICT projects are platted, permitted, and inspected; and (iii) implement improvements to such processes. Meetings may be canceled if all parties agree.

5.07. Storm Water Management and Off-Site Improvements.

The intent of this section is to provide clarity and flexibility for school participation in the Storm Water Management Program while maintaining the spirit of the City Code and accounting for school-related constraints and circumstances. For purposes of this AGREEMENT, storm water management matters shall be handled as follows:

- a. Storm water and floodplain related design shall be in accordance with the Infrastructure Design Manual (IDM), and Areas of Special Flood of the City Code, except as discussed in this section.
- b. Submittal requirements are as follows:
 - i. The DISTRICT will not be required to submit any engineering studies, nor construct any drainage improvements for existing, new, or relocated **Portable Buildings**.
 - ii. Projects shall provide site, grading, and drainage plans (as applicable) for handling and discharging storm water into receiving streets, streams, drainage facilities, etc.
 - iii. See sections 5.07(c) below for exceptions.
- c. Storm Water Planning and Coordination
 - i. For renovation of existing school facilities, the DISTRICT may, at no cost, meet and confer with the CITY's Public Works Director or designee to

discuss the project and whether there are any known or potential off-site drainage problems downstream or within the same watershed of the project. If CITY and DISTRICT agree that no problem(s) exist and the project will not cause an adverse impact, the provisions of 5.07(b)(iv) may apply.

- ii. At the request of and at no cost to the DISTRICT, Development Services or Public Works will review storm water management plans, drainage design, and flood studies prior to plat and/or building permit submittals, in an effort to facilitate site planning and expedite plat and permit review.
- iii. CITY will coordinate with DISTRICT to provide planning information related to CITY storm water infrastructure, reported drainage and flooding issues, and potential CITY projects.

d. Storm Water Mitigation

- i. If on-site detention is found to be required, it may be constructed onsite or it may be oversized at one or more school sites to accommodate increased runoff from other school sites in the same sub-watershed. Neither sites' development/redevelopment may result in an adverse impact downstream of the respective site. On-site detention may be incorporated into school playgrounds, parking areas, underground, on roofs, Low Impact Development (LID) features, or as otherwise approved.
- ii. The DISTRICT and CITY may also agree that the DISTRICT design, construct or provide materials for construction of offsite mitigation within the same watershed instead of providing detention. Either of these options would satisfy the requirements of City Code Examples of offsite mitigation projects include but are not limited to improvements to street or alley drainage, low water crossings, and drainage channel expansions.
- iii. If there are no suitable options for detention or other mitigation within the same watershed of a project, the CITY and DISTRICT may agree on mitigation at a site in a different watershed.
- iv. Offsite mitigation or detention as described above may be formalized by the CITY and DISTRICT entering into a Development Agreement or other equivalent agreement. The CITY will facilitate the Development Agreement process to avoid unnecessary negative impacts to school projects, construction schedules, and operation of educational facilities.

- e. Construction activities shall comply with all applicable rules and regulations associated with maintaining compliance with CITY's Texas Pollution Discharge Elimination System (TPDES) and Municipal Separate Storm Sewer Systems (MS4) permits.
- f. Any questions regarding these drainage provisions shall be directed to the Public Works Assistant Director of Storm Water, Floodplain Administrator, or designee. Appeals of any decision shall be made to the CITY's Director of Public Works or their designee.

5.08 Landscaping; Tree Preservation; Parking.

- a. Except as provided in Section 5.16 below, DISTRICTS shall comply with the City's Landscaping Ordinance at the time of Bond Approval or initial project notification from DISTRICT representatives.
- b. DISTRICTS will not be required to plant any landscaping for existing, new or relocated Portable Buildings.
- c. Each DISTRICT will be allowed to fulfill any replanting and/or mitigation requirements by planting or replanting trees and/or other landscaping of equivalent value on sites that such DISTRICT owns or leases.
- d. Upon application by the DISTRICT and with approval of the CITY, parking lot shading and other landscaping requirements may be modified as may reasonably be necessary to enhance the efficiency of security, cameras, and/or lighting.
- e. Landscaped areas shall be irrigated in accordance with the Unified Development Code and Municipal Code requirements. Temporary irrigation will be allowed during construction as an alternate means of compliance, until full compliance with CITY code can be made.
- f. If an irrigation system is not required as above, a hose bib must be installed within one-hundred and fifty (150) feet of the newly installed plant material. A two (2) year watering schedule shall be submitted and gator bags or other alternative proposed for new plantings. The CITY may conduct a follow up inspection within three (3) years to verify installed plant material is still in place.
- g. For a limited area of development, only the identified limits of construction shall be reviewed for landscaping requirements on a platted lot.
- h. Upon mutual AGREEMENT of the DISTRICT and the CITY, each DISTRICT shall have the discretion to reduce maximum parking requirements for existing schools based on the following health, safety and general welfare issues:
 - i. any parking regulations in force and effect which may impact the vehicle traffic on and around the school property;
 - ii. the type of construction being undertaken by the DISTRICT at the location in question and what, if any, increase or decrease in vehicular traffic can be anticipated from the final construction; and
 - iii. any other relevant information known or that is made known.
- j. Required Security of the Unified Development Code ("UDC"): During the term of this AGREEMENT, CITY will not require DISTRICT to post a performance bond, letter of credit, trust AGREEMENT, cash or other form of security in favor of CITY normally required under the UDC and related provisions; provided that in lieu of posting such security, DISTRICT provides CITY with a formal Resolution passed and approved by its Board of Trustees assuring construction, within three years, of all items that would normally be the subject of the security. The resolution shall be delivered to CITY prior to recordation of the plat. The assurances provided under the resolution shall survive any termination of this AGREEMENT and failure of DISTRICT to comply with the assurances

to complete the construction as resolved by the DISTRICT's Board of Trustees, shall be considered a breach of this AGREEMENT. Upon breach, CITY may pursue any and all legal and equitable remedies available to it.

5.09 Sidewalk, Bike Facility Requirements and Street Cuts.

a. Sidewalks and bike facility requirements at existing schools or other DISTRICT facilities need not be brought to current Unified Development Code standards, except in conjunction with additions or renovations of a value exceeding thirty-five percent (35%) of the fair market value of the entire property being renovated. Each DISTRICT shall send a letter to the CITY department charged with enforcement of its sidewalk requirements upon each occasion that such DISTRICT relies on this provision, specifying the exceptions claimed and the basis therefor. The CITY shall have the option of requiring the DISTRICT to include a formal appraisal, an informal appraisal, or no appraisal of the entire property as an element of this submission, as circumstances warrant.

b. New sidewalks and/or bike facilities shall be provided by the DISTRICT in connection with the construction of new facilities on an existing lot or campus in accordance with the CITY's Unified Development Code.

c. Nothing in this section shall be construed as invalidating or limiting the requirements of the Americans with Disabilities Act and Texas Accessibility Standards.

d. Unless specifically excluded or modified by this AGREEMENT, all work performed by the School District within the City right-of-way which involves cutting any City Street shall be subject to the terms and conditions of this AGREEMENT, and shall also be in accordance with the City of Corpus Christi Public Works policies, the Right-of-Way Ordinance, Infrastructure Design Manual (IDM), Texas Manual on Uniform Traffic Control Devices (TMUTCD), State and Federal statutes, standard provisions, and all other applicable City drawings and specifications except for the exemptions as outlined above. The following procedures shall be followed when a street cut is made:

- i. The asphalt restoration limits will be coordinated with Public Works before work begins and all repairs will be inspected prior to project close out by a member of Right of Way Management to ensure compliance with the IDM.
 - ii. The DISTRICT performing the work shall warrant the street cut per CITY Ordinance after the date of completion from defects related to installation and/or design. In the event of confirmed defects within City Ordinance prescribed time-period, the work shall be repaired by the DISTRICT to a satisfactory condition acceptable to the CITY, in the CITY's reasonable discretion, within thirty (30) calendar days of receipt of notice from the CITY to the DISTRICT. Extra days shall be permitted only for inclement weather and statutory bidding requirements, if any.
- e. Districts shall present a list of proposed projects annually or with the passing of a bond package.
- i. CITY and DISTRICTS shall look at project location and proposed construction dates to coordinate proposed projects.
 1. Prevent construction conflicts.

2. Prevent improvements from being damaged with construction.

5.09 Traffic Control

DISTRICT agrees to participate with CITY in providing traffic control devices in certain designated school zones to safeguard the students and other pedestrian traffic as follows:

- i. Whenever a new school is to be located and constructed on, adjacent to, or abutting an existing collector street, parkway, arterial street, or highway, the DISTRICT will be required to fund and install, at its expense, any traffic signals or school zone/pedestrian crossing warning flashers and traffic control devices that are determined necessary by virtue of the increased vehicular and pedestrian traffic anticipated to be generated by or from such school. All work shall be in compliance with the City's current regulations with advisement from the submitted Traffic Impact Analysis and the latest editions of the City of Corpus Christi Infrastructure Design Manual, Standard Specifications for Construction, Standard Details for Construction and the Texas Manual on Uniform Traffic Control Devices. Fully operational systems shall be required prior to acceptance by the CITY.
- ii. For additions or renovations to existing schools, the DISTRICTS will be required to fund and install, at its expense, any traffic signals or school zone/pedestrian crossing warning flashers and traffic control devices as a result of altered or added school zones, reductions or additions of driveways (that impact traffic flow), changes to pedestrian traffic patterns, renovations that exceed 35% of the general cost of the building, or addition of occupancy to the existing school. The District will be responsible for providing exhibits, calculations or studies including: Traffic Impact Analysis, traffic plans, pick-up and drop-off procedures that show no change in traffic patterns or circulation. For areas where new traffic devices are required, the DISTRICT may request reimbursement from the CITY for up to 50% of the direct expenses to be incurred by the DISTRICT to install the signals and/or flashers which are determined necessary by the CITY. To be considered, the DISTRICT must provide the CITY with the following:
 - A. a minimum of six (6) months advance notice;
 - i. City Council approves the Fiscal Year Budget in September of each year, depending on when notice is provided, funding may not be allocated by City Council until the following Fiscal Year;
 - B. design plans signed and sealed by an engineer that are in full compliance with the latest editions of the City of Corpus Christi Infrastructure Design Manual, Standard Specifications for Construction, Standard Details for Construction, and the Texas Manual on Uniform Traffic Control Devices; and
 - C. an estimate of probable cost establishing a not-to-exceed amount subject to City Council Approval.

Approved reimbursement requests will be processed after final inspection by the designated CITY representative. The DISTRICT shall submit to the CITY detailed itemized billings of all expenses specifically associated with the construction of the subject traffic control device. The DISTRICT will be reimbursed 50% of the actual expenses submitted by the DISTRICT and agreed upon by the CITY.

5.10 Inspections and Resolution of Disputed Violations and Issuance of Certificates of Occupancy:

- a. CITY shall issue Certificates of Occupancy when all inspections have been made, Code violations corrected, and drainage issues are satisfied. The CITY shall issue the DISTRICT a temporary Certificate of Occupancy in accordance with the CITY's building code.
- b. CITY and DISTRICT shall each identify a person to settle disputes arising from disagreements over CITY Code or construction plan violations identified by CITY Inspectors. Upon request of the DISTRICT or CITY, said dispute will be submitted to a representative of CITY's Development Services Director or staff with authority to resolve the dispute, who shall rule on the dispute within 48 hours of its submission. The decision is appealable to the appropriate CITY Board.
- c. On a multiple building project on the same platted site, at DISTRICT's written request, CITY shall issue a permanent Certificate of Occupancy for each individual building as it is completed and ready for occupancy.
- d. CITY inspectors shall not add or change requirements established by the CITY's Plans Review Team unless it is a life, health or safety issue. Any action of a field inspector inconsistent with the prior determination of the CITY's Plans Review Team shall be resolved by the application of the procedures set out in the current version of the CITY's Standard Operating Procedure ("SOP").

5.11 Portable Buildings.

"Portable Buildings" means those structures which (i) are located on real property owned or leased by a District; (ii) are not placed on any permanent foundation; (iii) are designated by the DISTRICT for education related purposes as portable or temporary classroom buildings or for administrative or maintenance purposes. Portable Buildings may either be constructed in accordance with Title 7, Subtitle C, Chapter 1202 of the Texas Occupations Code (Industrialized Portable Building) or constructed in accordance with the technical codes of the CITY (Conventional Portable Building).

- a. New Portable Buildings. Installation of new Portable Buildings shall be in accordance with currently adopted CITY technical codes.
- b. The issuance of building permits for any Industrialized Portable Building may be expedited by the submission of master building plans for the specific type of industrialized structure to the CITY. Upon approval, master plans shall be identified in accordance with a numbering system determined by the CITY. DISTRICT agrees that upon application for an expedited building permit the DISTRICT will identify by number the pre-approved master plan that will be utilized for placing the building on DISTRICT property. The CITY agrees to issue a building permit for said building within three (3) business days of receipt of the application provided there is compliance with all other applicable regulations.
- c. Existing Portable Buildings. The PARTIES agrees that upon application for a permit to move an existing Portable Building, that if a DISTRICT can satisfactorily demonstrate to

the CITY that a Portable Building has been previously inspected and approved by the CITY, the building may be relocated by the DISTRICT in compliance with subparagraph d below. The CITY agrees to issue a building permit within five (5) business days from receipt of the Foundation Plan and Site Plan for review from DISTRICT.

- d. Existing Portable Buildings which have been previously inspected and received a Certificate of Occupancy from the City of Corpus Christi that are moved within or to another existing school campus or other real property owned or leased by a DISTRICT, without any structural changes other than the new or revised foundation, shall comply with the following procedures:
 - i. A building permit or conditional building permit shall be obtained from the CITY prior to moving and setting the Portable Building on the new foundation.
 - ii. The CITY shall comply with the initial plan review timeframes listed in Section 5.04(c)iii.
 - iii. For Portable Buildings with an occupant load exceeding 50 occupants, stairs and ramps serving the buildings shall be a minimum of 44 inches wide.
 - iv. Portable Buildings must be a minimum of 30 feet from the main structure and include interconnected single station smoke alarms for all portables in the vicinity and a wired 2-way communication system at Elementary Schools if any of the following occur:
 - A. the Portable Building occupant load exceeds 50 occupants but is less than 60 occupants.
 - B. the Portable Buildings are located less than 20 feet from adjacent portable buildings.
 - C. Portable Buildings in clusters of 2 or more and located less than 20 feet from adjacent portables will provide a second exit from the landing in the opposite direction of the main exit from the landing. The second provided exit is allowed to discharge onto unimproved surfaces and is to be used for emergency egress only.
 - iii. The CITY's plan review and inspections of the moved Portable Buildings shall be limited to the following:
 - A. location of building(s) on site with regards to fire department vehicle access; minimum fire hydrant requirements, including minimum number, location and spacing; exterior wall protection requirements; zoning setbacks; and platting considerations (e.g., easements, etc.);
 - B. fire protection system requirements, including fire alarm system installation and monitoring excluding Elementary School portables with an occupant load less than 50;
 - C. structural foundation design and construction, including tie downs and other means of attachment;
 - D. means of egress components, including stairs, steps, ramps and railings design; and
 - E. electrical and plumbing service and connections and condensate disposal.

- iv. The DISTRICT shall supply a certified design and/or inspection certificate from a licensed structural engineer for the foundation design and construction as well as any other structural component if and when required by the CITY.
- v. The CITY shall issue a Certificate of Occupancy for each Portable Building when all inspection items are approved by the applicable inspectors.

e. The CITY and DISTRICTS shall work together to identify all existing Portable Buildings that currently do not have record of a Certificate of Occupancy. Once identified, the CITY shall perform Certificate of Occupancy inspections on each of these Portable Buildings in order to determine if a full Certificate of Occupancy can be issued. The CITY's inspection of these existing Portable Buildings will be to identify and correct only life-safety-related deficiencies, not to bring these existing structures into compliance with the City's existing building codes. If no life-safety deficiencies are noted, the City shall issue a Certificate of Occupancy for the Portable Building. The DISTRICTS shall correct noted life-safety deficiencies as directed by the CITY prior to issuance of a Certificate of Occupancy. The DISTRICT may appeal the decision of a CITY inspector as to whether a noted deficiency is life-safety-related in writing to the Director of Development Services. Each DISTRICT shall use good faith efforts to ensure that each existing Portable Building of such DISTRICT shall have a documented Certificate of Occupancy within four years following the execution of this AGREEMENT, in accordance with a schedule that includes at least 25% completed within the first year, 50% completed within the second year, and 75% completed within three years after the execution of this AGREEMENT.

f. Should a DISTRICT require a Temporary Certificate of Occupancy for one or more Portable Buildings, a Temporary Certificate of Occupancy fee of \$100 per portable shall be assessed against such Portable Building(s). A Portable Building Temporary Certificate of Occupancy is valid for a maximum of sixty (60) days. At the end of sixty (60) days, if all items are not corrected and all inspections passed to obtain a permanent Certificate of Occupancy, the DISTRICT shall apply for a new Temporary Certificate of Occupancy which will carry a renewal fee of \$100 per portable for a maximum of sixty (60) additional days. The DISTRICT shall work in good faith to obtain a permanent Certificate of Occupancy by correcting all inspection-noted deficiencies as soon as possible.

g. There shall be no requirement that a DISTRICT must install and maintain skirting around the base of any Portable Building.

h. The City recognizes the Districts as being expert in the behavior and scheduling of student needs relative to restroom breaks and travel distances. The DISTRICTS shall locate each Portable Building within a reasonable distance from accessible restroom facilities for both boys and girls, but in no case shall the maximum distance exceed 750 feet. Every reasonable effort shall be made by a DISTRICT to first locate each Portable Building within 500 feet of restroom facilities before locating a Portable Building beyond that distance.

5.14. Project Notices and Dispute Resolution. The architect or engineer submitting plans for a project shall be the primary point of contact for all notices and dispute resolution procedures. However,

when a DISTRICT representative deems necessary, the DISTRICT representative may notify the Director of Development Services that further communications should be directed to either the DISTRICT representative or another architect or engineer. However, nothing herein waives the legal requirements that a licensed architect or engineer shall certify plans for a project.

5.15. Computer Liaison.

The DISTRICT and CITY shall each, at their own expense and without access charges to one another, continue to improve the computer linkages for the purpose of submitting plans and specifications for review and for tracking and monitoring the status of plan review, permit approvals, project inspections and certificates of occupancy.

5.16 Vested Rights.

a. DISTRICT and the CITY agree that all renovations and additions to existing DISTRICT facilities shall be subject to the CITY's Building Code for Existing Buildings ("Existing Building Code").

b. DISTRICT and the CITY agree that, in connection with the construction of new DISTRICT facilities on land the DISTRICT has acquired from a property owner, the DISTRICT shall be entitled to any and all rights under Texas Local Government Code Chapter 245 that the property owner had on such project, and such rights shall be deemed transferred with respect to such project from the developer to the DISTRICT.

5.17 Annexation.

a. The PARTIES agree that land, and any associated projects, identified in the CITY'S Extra Territorial Jurisdiction (ETJ) shall be subject to the rules, regulations and provisions of the Unified Development Code.

b. If the CITY annexes the land on which a DISTRICT is constructing any facilities under one or more permits issued by a County, the DISTRICT may proceed pursuant to such permits and any plans that were approved by the County. The CITY shall conduct its inspections on the basis of such approved plans. The CITY and the DISTRICT'S design and construction team shall meet so that the DISTRICT can advise the CITY regarding: (i) an overview of the project, (ii) the permits already issued by the County, and (iii) the current status of construction. The CITY and the DISTRICT shall negotiate plan reviews, inspections and any applicable fees. The DISTRICT shall provide copies of any and all County-approved construction documents for CITY retention per the CITY's building codes and applicable law.

5.18 New Contractor. If a DISTRICT changes contractors during a construction project for any reason, including the default of the original contractor and the replacement of the same with another contractor hired by the surety, any delay resulting from such change shall not have the effect of changing the rules, regulations, and Unified Development Code provisions which govern such construction, provided that the delay resulting from the removal of an existing contractor and

the hiring of a replacement does not exceed eighteen (18) months. If such delay exceeds eighteen (18) months, then requests for permit extensions shall be favorably considered to preserve the applicability of the regulations in effect when the project was commenced, subject to the payment of any applicable permit extension fees.

5.19 Water Quality. Notwithstanding any provision of this AGREEMENT, DISTRICT acknowledges, represents, and agrees to comply with all the provisions and performance requirements of Chapter 44, Water Quality Control and Pollution Prevention and other sections of the City Code in effect when the DISTRICT approves the project. In no case shall that date be prior to the date of this AGREEMENT.

5.20 Tempered Water and Public Facilities. DISTRICTS shall be exempt, if they choose, from the application of Section 419.5 of the International Plumbing Code as adopted by the City of Corpus Christi, which specifically states "*Tempered Water for Public Hand Washing Facilities*. Tempered water shall be delivered from lavatories and group wash fixtures located in public toilet facilities provided for customers, patrons and visitors. Tempered water shall be delivered through an approved water-temperature limiting device that conforms to ASSE 1070/ASME A112.1070/CSA B125.70 or CSA B125.3."

VI. CHANGES AND AMENDMENTS

6.01 Except when the terms of this AGREEMENT expressly provide otherwise, any alterations, additions, or deletions to the terms hereof shall only be by written amendment formally approved by the governing body of the PARTIES. Amendments to this AGREEMENT shall be proposed in writing to the other PARTY within 120 days of the expiration of the current one year term.

6.02 It is understood and agreed by the PARTIES hereto that changes in local, state and federal rules, regulations or laws applicable hereto may occur during the term of this AGREEMENT and that the provisions of this AGREEMENT shall prevail but only to the extent that they are not in conflict with federal and state law. If any changes to local rules, regulations, or laws mandate a change in the provisions contained in the AGREEMENT, then the PARTIES shall negotiate, in good faith, and execute, an appropriate amendment of this AGREEMENT within 90 days of the effective date of such change.

VII. ASSIGNMENTS

7.01 No Party hereto shall transfer, pledge or otherwise assign this AGREEMENT, any interest in and to same, or any claim arising thereunder. This AGREEMENT is not assignable in any respect. Any attempt at transfer, pledge or other assignment shall be void *ab initio* and shall confer no rights upon any third person.

VIII. SEVERABILITY OF PROVISIONS

8.01 If any clause or provision of this AGREEMENT is held invalid, illegal or unenforceable under present or future federal, state or local laws, then and in that event it is the intention of the PARTIES hereto that such invalidity, illegality or unenforceability shall not affect any other clause

or provision hereof and that the remainder of this AGREEMENT shall be construed as if such invalid, illegal or unenforceable clause or provision was never contained herein.

IX. ENTIRE AGREEMENT

9.01 This AGREEMENT constitutes the final and entire AGREEMENT between the parties hereto and contains all the terms and conditions agreed upon. No other agreements, oral or otherwise, regarding the subject matter of this AGREEMENT shall be deemed to exist or to bind the parties hereto unless same be in writing, dated subsequent to the date hereof, and duly executed by the parties.

X. PARTIES BOUND

10.01 This AGREEMENT shall be binding on and inure to the benefit of the PARTIES hereto and their respective legal representatives, successors, and assigns, except as otherwise expressly provided herein.

XI. GENDER

11.01 Words of gender used in this AGREEMENT shall be held and construed to include the other gender, and words in the singular number shall be held to include the plural, unless the context otherwise requires.

XII. RELATIONSHIP OF PARTIES

12.01 Nothing contained herein shall be deemed or construed by the PARTIES hereto, or by any third party, as creating the relationship of principal and agent, partners, joint venturers or any other similar such relationship between them.

XIII. TEXAS LAW TO APPLY

13.01 This AGREEMENT shall be construed under and in accordance with the laws of the State of Texas and all obligations of the PARTIES created hereunder are performable in Nueces County, Texas.

XIV. CAPTIONS

14.01 The captions contained in this AGREEMENT are for convenience of reference only, and in no way limit or enlarge the terms and/or conditions of this AGREEMENT.

XV. MULTIPLE ORIGINALS

15.01 This AGREEMENT may be executed in multiple originals. The PARTIES agree that it is not necessary for each or every PARTY to execute the same physical document. The AGREEMENT binds the CITY and each individual DISTRICT upon execution of the AGREEMENT by an authorized representative of the CITY and that DISTRICT.

EXECUTED in duplicate originals on this the ____ day of _____, 2023.

CITY OF CORPUS CHRISTI

**INDEPENDENT
SCHOOL DISTRICT**

Peter Zanoni
City Manager

Superintendent/President

ATTEST:

ATTEST:

Rebecca Huerta
City Secretary

Title:

APPROVED AS TO FORM

Miles Risley
City Attorney

ATTACHMENT

EXHIBIT A ADDRESSES OF PARTIES

EXHIBIT B LIST OF REPRESENTATIVES

EXHIBIT A
ADDRESSES OF PARTIES

Corpus Christi Independent School District
Dr. Roland Hernandez, Superintendent
801 Leopard St.
Corpus Christi, TX 78401

Del Mar College
Mark Escamilla, PH. D, President
101 Baldwin Blvd
Corpus Christi, Tx 78404

Calallen Independent School District
Emily Lorenz, Superintendent
4205 Wildcat Dr.
Corpus Christi, TX 78410

Flour Bluff Independent School District
Chris Steinbruck, Superintendent
2505 Waldron Road
Corpus Christi, TX 78418

London Independent School District
Judi Whitis, Superintendent
1306 FM43
Corpus Christi, TX 78415

Tuloso-Midway Independent School District
Steve VanMatre, Superintendent
9760 La Branch
Corpus Christi, TX 78410

West Oso Independent School District
Kimberly Moore, Superintendent
5350 Bear Lane
Corpus Christi, TX 78405

**EXHIBIT B
LIST OF REPRESENTATIVES**

CITY OF CORPUS CHRISTI

**City Manger
Assistant City Manager over Development Services
Director of Development Services
Assistant Director of Development Services**

SCHOOL DISTRICTS

**Corpus Christi Independent School District
Dr. Roland Hernandez, Superintendent**

**Del Mar College
Mark Escamilla, PH. D, President**

**Calallen Independent School District
Emily Lorenz, Superintendent**

**Flour Bluff Independent School District
Chris Steinbruck, Superintendent**

**London Independent School District
Judi Whitis, Superintendent**

**Tuloso-Midway Independent School District
Steve VanMatre, Superintendent**

**West Oso Independent School District
Kimberly Moore, Superintendent**